

SECTION



Weatherproof Covers and Boxes

Table of contents

Waterproof product families	L-2	Non-metallic weather protective covers	L-8
NEC compliance	L-3	Weatherproof receptacle covers	L-8
Weatherproof receptacle covers	L-4	Weatherproof switch covers	L-8
Deluxe weatherproof covers for FS/FD boxes	L-4	Protective receptacle covers	L-8
Standard weatherproof covers for FS/FD boxes	L-4		
Weatherproof covers for 30A, 50A & 60A straight blade receptacles	L-5	Metal weatherproof covers	L-9
Weatherproof covers for 50A locking devices in FS/FD boxes	L-5	Weatherproof covers with devices	L-10
Weatherproof covers for power-lock devices in FS/FD boxes	L-5	1-Gang weatherproof boxes	L-11
Weatherproof nylon covers for 15A, 20A & 30A devices	L-6	Cast aluminum FS boxes	L-11
		Non-metallic FS box	L-11
Weatherproof while-in-use covers	L-6	Harsh environment receptacles	L-12
Metal weatherbox	L-6	Weather protective boots	L-13
Original weatherbox 1-Gang	L-7	Plug and connector weather protective boots	L-13
Original weatherbox 2-Gang	L-7	50A pro grip plug & connector weather protective boots	L-13

Weatherproof product families

Tough environments require tough solutions

Our broad offering of weatherproof products are designed for impact resistance, corrosion resistance, UV resistance and longevity in virtually any outdoor or indoor, wet or damp location



Deluxe weatherproof covers

Corrosion resistant diecast aluminum, self-closing design provides superior protection in wet and damp locations. Meets 2014 NEC® 406.9 (A) and 406.9 (B)(2).



Metal weatherbox while-in-use covers

Diecast aluminum construction with NEMA Type 3R rating, meets 2014 NEC® 406.9 (B)(1), and protects electrical connections while-in-use.



Non-metallic weatherproof covers

UL Listed for wet locations with cover closed these rugged covers resist high impact and sunlight. Meets 2014 NEC® 406.9 (A) and 406.9 (B)(2).



Watertight receptacles

Rugged design for while-in-use applications per 2014 NEC® 406.9 (B). Must be used with watertight plugs. Also meets "extra-duty" requirements.



Weatherproof switch cover

Provides protection for switching in wet or damp locations. Meets 2014 NEC® 404.4.



Weatherproof nylon covers

UL Listed for wet and damp locations, these rugged glass reinforced nylon covers provide protection for both straight blade and locking applications. Meets 2014 NEC® 406.9 (A) and 406.9 (B)(2).



Cast aluminum FS boxes

Powder coated finish for exceptional durability.



Weather protective boots

Provide protection from the elements for plugs & connector bodies ranging from 15 to 50A.

Compliances, specifications and availability are subject to change without notice.



**Wet locations for 15A and 20A receptacles
NEC® 406.9**

The NEC defines wet locations as installations underground or in concrete slabs or masonry in direct contact with the earth; in locations subject to saturation with water or other liquids, such as vehicle washing areas; and in unprotected locations exposed to weather.

NEC® article 406.9 (B)(1) requires all 15- and 20-ampere, 125- and 250-volt receptacles installed in a wet location to have an enclosure that is weatherproof whether or not the plug is inserted. These receptacles must use a while-in-use cover.

Applicable Arrow Hart products:

WIU-1	WIU-1D	WIU-2	WIUMV-1	WIUMH-1
-------	--------	-------	---------	---------



**Wet locations for other receptacles
NEC® 406.9 (B)(2)**

All other receptacles installed in a wet location shall comply with (B)(2)(a) or (B)(2)(b).

(a) A receptacle installed in a wet location, where the product intended to be plugged into it is not attended while in use, shall have an enclosure that is weatherproof with the attachment plug inserted or removed.

(b) A receptacle installed in a wet location where the product intended to be plugged into it will be attended while in use (e.g. portable tools) shall have an enclosure that is weatherproof when the attachment plug is removed.

Applicable Arrow Hart products:

WLRS1	7420CR	7770	20416D	S1952	S2966	S989
WLRS2	7420A	7788	WP1	S1954	S3966	S966
AH7879	5741NS	20446N	WP2	S2962	S992	S1966
7420	7420C	20416N	S1951	S3962	S994	S993



**Damp locations for receptacles
NEC® 406.9 (A)**

A damp location is defined as a location protected from weather and not subject to saturation with water or other liquids but subject to moderate degrees of moisture. Examples of such locations include partially protected locations under canopies, marquees, roofed pen porches, and like locations, and interior locations subject to moderated degrees of moisture, such as basements, barns, and cold storage buildings.

NEC® article 406.9 (A) requires receptacles installed in damp locations to have an enclosure for the receptacle that is weatherproof when the receptacle is covered (attachment plug is not inserted and receptacle cover is closed).

An installation suitable for wet locations shall also be considered suitable for damp locations.

Therefore, all catalog numbers noted for compliance to 406.9 (B)(1) and 406.9 (B)(2) are also suitable for use in damp locations.

Applicable Arrow Hart products:

S1961	S1962
-------	-------



**Wet or damp locations for switches
NEC® 404.4**

A surface-mounted switch or circuit breaker in a damp or wet location shall be enclosed in a weatherproof enclosure, and flush-mounted switches and circuit breakers in damp or wet locations shall be equipped with a weatherproof cover.

Applicable Arrow Hart products:

S983	S984	S2983	S3999
------	------	-------	-------

Weatherproof receptacle covers

Industrial specification grade device covers


Product description

Metal covers for FS/FD boxes

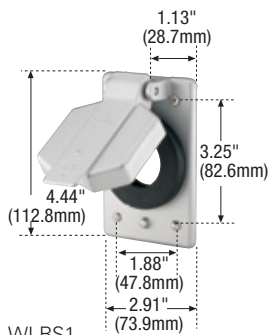
Deluxe weatherproof covers for FS/FD boxes

Features

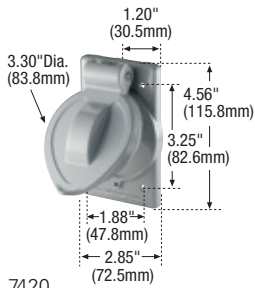
- UL Listed for wet locations (cover closed) and damp locations (cover open or closed)
- Meets 2014 NEC® 406.9 (A) and 406.9 (B)(2)
- Diecast copper free aluminum with epoxy finish provides maximum corrosion resistance
- Self-closing spring door assures full protection
- EPDM gasketing material on WLRD1 and WLRS1 provide excellent resistance to ozone, weathering and temperatures from -46°C to 127°C (-50°F to 260°F)



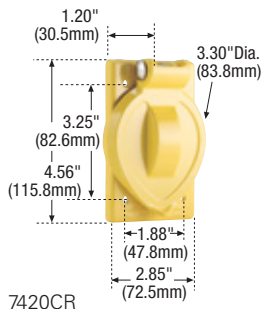
WLRD1



WLRS1



7420



7420CR

Diecast aluminum receptacle covers



Description

Duplex receptacle cover, horizontal mounting

Single receptacle cover, vertical mounting, 1.38" (34.9mm) face diameter, use with 15A, 20A straight blade and 15A receptacles

Single receptacle cover, vertical mounting, 1.56" (39.7mm) face diameter, use with 20A and 30A receptacles

Catalog no.

WLRD1

WLRS1

WLRS2

Standard weatherproof covers for FS/FD boxes

Features

- UL Listed for wet locations (cover closed) and damp locations (cover open or closed)
- Meets 2014 NEC® 406.9 (A) and 406.9 (B)(2)
- Self-closing spring door assures full protection
- Gasketing material provides excellent resistance to weather
- Duplex covers can be used with any duplex receptacle

Diecast aluminum receptacle covers



Description

Duplex receptacle cover, vertical mounting

Single receptacle cover, vertical mounting, 1.38-1.56" (34.9-39.7mm) face diameter, use with 15A and 20A single straight blade receptacles and 15A, 20A and 30A single receptacles

Single receptacle cover, vertical mounting, 1.38-1.56" (34.9-39.7mm) face diameter, yellow corrosion resistant finish, used with 15A and 20A single straight blade receptacles and 15A, 20A and 30A single receptacles

Single receptacle, vertical mounting for 2.12" (53.8mm) face diameter, use with 30A straight blade receptacles

Catalog no.

AH7879*

7420

7420CR

7420A



* Not UL Listed

Note: Cat. no. 7420, 7420CR have inserts for protecting toggle; can be used with most standard length toggle switches.

Compliances, specifications and availability are subject to change without notice.



Indicates NAFTA compliant - Page Q-32

Industrial specification grade device covers

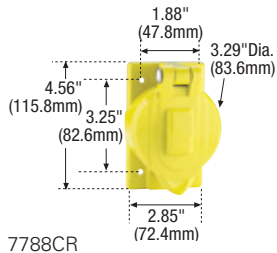
Product description

Metal and nylon covers

Weatherproof covers for 30A, 50A & 60A straight blade receptacles

Features

- UL Listed for wet locations (cover closed) and damp locations (cover open or closed)
- Meets 2014 NEC® 406.9 (A) and 406.9 (B)(2)
- Self-closing spring door assures full protection
- Gasketing material provides excellent resistance to weather



7788CR



20416N

Diecast aluminum receptacle covers

Description	Catalog no.
Weatherproof lift lid cover for 4.69" (119.10mm) flush box, use box 2.125" (53.96mm) deep or larger	□ 5741NS*
Weatherproof lift lid cover for FS/FD boxes, use box 2.125" (53.96mm) deep or larger	□ 7420C


* Not UL Listed

Weatherproof covers for 50A locking devices in FS/FD boxes

Features

- UL Listed for wet locations (cover closed) and damp locations (cover open or closed)
- Meets 2014 NEC® 406.9 (A) and 406.9 (B)(2)
- Self-closing spring door assures full protection
- Gasketing material provides excellent resistance to weather

Diecast aluminum & glass-filled nylon covers


Description	Color	Catalog no.	
Diecast aluminum lift lid cover	Diecast aluminum	□ 7770	•
Glass-filled nylon lift lid cover	Y	□ 7788CR	•
Glass-filled nylon lift lid cover	BK	□ 7788BK	•
Glass-filled nylon lift lid cover	GY	□ 7788GY	•

Weatherproof covers for power-lock devices in FS/FD boxes

Features

- UL Listed for wet locations (cover closed) and damp locations (cover open or closed)
- Meets 2014 NEC® 406.9 (A) and 406.9 (B)(2)
- Self-closing spring door assures full protection
- Gasketing material provides excellent resistance to weather

Diecast aluminum & glass-filled nylon covers

Description	Color	Catalog no.	
Glass-filled nylon lift lid cover for 4-wire 30A receptacles	RD	□ 20446N*	•
Glass-filled nylon lift lid cover for 4-wire 30A receptacles	GY	□ 20416N	•
Lift lid cover for 4-wire 30A receptacles	Diecast aluminum	□ 20416D	•

* Not CSA certified

Color information:

BK (Black), GY (Gray), RD (Red), Y (Yellow)



Compliances, specifications and availability are subject to change without notice.

 Indicates NAFTA compliant - Page Q-32

Weatherproof receptacle covers

Weatherproof covers for locking and straight blade receptacles

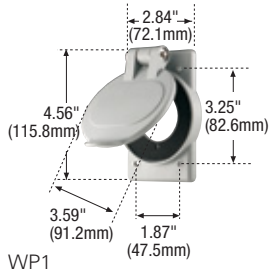
Product description

Nylon covers for FS/FD boxes

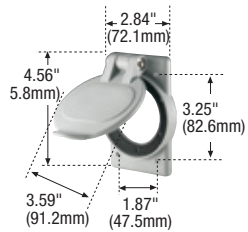
Weatherproof nylon covers for 15A, 20A & 30A devices

Features

- UL Listed for wet locations (cover closed) and damp locations (cover open or closed)
- Meets 2014 NEC® 406.9 (A) and 406.9 (B)(2)
- Rugged, glass-filled nylon provides high strength and wide temperature range for long life in abusive environments
- Easy mounting on FS/FD boxes or equipment panels
- Self-closing lift lid cover with neoprene gasket and stainless steel spring provides weather-proof protection
- Universal mounting holes to accept all Eaton's 15 & 20A and 30A locking flanged inlets and outlets, receptacles as well as devices with similar dimensions from other manufacturers





WP1



WP2

Glass-filled nylon covers

Description	Mtg. hole pattern	Color	Opening diameter	Catalog no.		
For 15 & 20A straight blade receptacles and 15A flanged inlets & outlets	2 holes 180°, 2.09" (53.1mm) bolt dia. circle	GY	1.75" (44.45mm)	□ WP1*	•	•
For 20 & 30A flanged inlets & outlets and 30 & 50A, 3-W straight blade receptacles	Two sets of 3 equally spaced holes: 3 holes on 2.5" (63.5mm) bolt dia. circle and 3 holes on 2.69" (68.3mm) bolt dia. circle	GY	2.25" (57.15mm)	□ WP2	•	•

* Not CSA certified

Metal weatherbox while-in-use weather protective covers

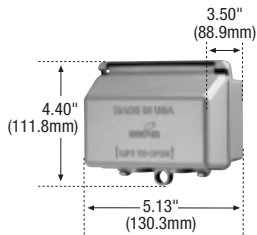
Product description

Metal 1-Gang lockable cover boxes

Metal while-in-use cover boxes

Features

- Meets 2014 NEC® 406.9 (B)(1) for receptacles in damp or wet locations for one or two family dwellings
- Diecast powder coated aluminum
- NEMA Type 3R rating
- Comes with gasket, mounting hardware, duplex receptacle insert and GFCI receptacle insert
- Lockable to prevent accidental disconnects





WIUMH-1




WIUM inserts

Metal protective covers

Description	# of available config. using inserts	Color	Depth	Catalog no.		
Vertical mount	2	GY	3.25" deep (82.6mm)	□ WIUMV-1	•	•
Horizontal mount	2	GY	3.25" deep (82.6mm)	□ WIUMH-1	•	•

Extra duty metal while-in-use protective covers

Description	# of available config. using inserts	Color	Depth	Catalog no.	
Vertical mount	2	GY	3.25" deep (82.6mm)	□ WIUMV-1X	•
Horizontal mount	2	GY	3.25" deep (82.6mm)	□ WIUMH-1X	•

Color information:

GY (Gray)



(Gray)

Compliances, specifications and availability are subject to change without notice.

 Indicates NAFTA compliant - Page Q-32

 RoHS compliant - Page Q-32

Extra duty while-in-use weather protective covers

Product description


- 1-Gang extra duty, self-closing
- 2-Gang extra duty, self-closing

Features

- Meets 2014 NEC® 406.9 (B)(1) extra duty requirements for any application
- Rugged UV-resistant polycarbonate cover and back protects devices without cracking or breaking and is non-corrosive and non-conductive
- Self-closing cover
- Box inserts accommodate decorator devices, duplex receptacles and a variety of single receptacle sizes and toggle switches
- 1-Gang box includes 3 inserts for 16 different configurations
- 2-Gang box includes 4 inserts for over 60 different configurations
- Cord cover opening fits #12 AWG or lighter cord
- Includes pre-mounted gasket



Single gang inserts



WIU-2



2-Gang inserts

Extra duty while-in-use weather protective covers



Description	Gang	Color	Catalog no.	
Horizontal mount	1	GY	□ WIU-1HX	•
Horizontal mount	1	W	□ WIU-1WHX	•
Vertical mount	1	GY	□ WIU-1VX	•
Vertical mount	1	W	□ WIU-1VWX	•
Horizontal/vertical mount	2	GY	□ WIU-2X	•
Horizontal/vertical mount	2	W	□ WIU-2WX	•

While-in-use weather protective covers

Product description

- 1-Gang self-closing
- 1-Gang extra depth, self-closing
- 2-Gang, self-closing

Features

- Rugged UV-resistant polycarbonate cover and back protects devices without cracking or breaking and is non-corrosive and non-conductive
- Moveable hinges reposition easily for vertical or horizontal mounting (1-Gang only)
- Self-closing cover
- 1-Gang box includes 3 inserts for 16 different configurations
- 2-Gang box includes 4 inserts for over 60 different configurations
- Includes pre-mounted gasket
- Meets Canadian electrical code rule 26-702

Standard duty while-in-use weather protective covers

Description	Gang	Color	Depth	Catalog no.	
Horizontal/vertical mount	1	GY	3.25" deep (82.6mm)	□ WIU-1	•
Horizontal/vertical mount	1	W	3.25" deep (82.6mm)	□ WIU-1W	•
Horizontal/vertical mount	1	GY	4.75" deep (120.7mm)	□ WIU-1D	•
Horizontal/vertical mount	2	GY	3.25" deep (82.6mm)	□ WIU-2	•
Horizontal/vertical mount	2	W	3.25" deep (82.6mm)	□ WIU-2W	•

Color information:

GY (Gray), W (White)



Compliances, specifications and availability are subject to change without notice.

RoHS compliant - Page Q-32

Non-metallic weatherproof covers

Non-metallic weather protective covers


Product description

1-Gang self-closing, 1-Gang switch cover, 1-Gang stay open


Non-metallic weatherproof receptacle covers

Features

- UL Listed for wet locations with cover closed
- Meets 2014 NEC® 406.9 (A) and 406.9 (B)(2)
- Tough plastic construction resistant to high impact and sunlight
- Non-corrosive and non-conductive
- Gasket provided seals both device openings and edges



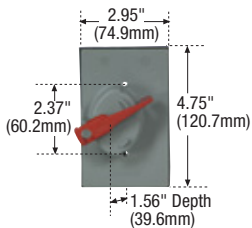
S1952



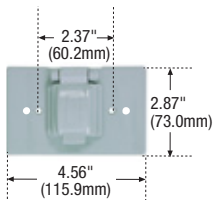
S1954




S2966



S2983



S1961



S1962

1-Gang self-closing lids



Description	Mounting	Color suffix	Catalog no.	
Single receptacle	Horizontal	GY, W	□ S1951__ [†]	•
Duplex receptacle/combo device 2 self-closing lids	Horizontal	GY, W	□ S1952__ [†]	•
Oversize duplex receptacle/combo device	Horizontal	GY	□ S1954*	•
Duplex receptacle	Vertical	GY, W	□ S2962__**	•
	Horizontal	GY, W	□ S3962__**	•
GFCI/decorator	Vertical	GY, W	□ S2966__**	•
	Horizontal	BK, GY, W	□ S3966__**	•

* UL Listed

[†] UL Listed and CSA cert

** cULus Listed

Non-metallic weatherproof switch covers

Features

- Switch lockable in "ON" or "OFF" position
- Red switch handle for easy visual location
- Meets 2014 NEC® 404.4
- Factory-attached gasket to cover minimizes labor for installer

1-Gang lids



Description	Mounting	Color	Catalog no.	
1-Gang flush mount switch cover	Vertical	GY	□ S2983	•

Non-metallic protective receptacle covers

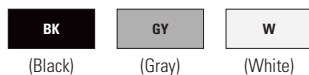
Features

- Not for use in wet locations
- Tough plastic construction resistant to high impact
- Non-corrosive and non-conductive
- Gasket provided seals both device and openings and edges

1-Gang stay open lids



Description	Mounting	Color suffix	Catalog no.	
Single receptacle	Horizontal	GY, W	□ S1961__*	•
Duplex receptacle/combo device	Horizontal	BK, GY, W	□ S1962__	•



Compliances, specifications and availability are subject to change without notice.

Indicates NAFTA compliant - Page Q-32

Metal weatherproof covers

Product description



Metal 1- & 2-Gang self-closing covers
1-Gang blank wallplates

Metal weatherproof covers - wet locations

Features


- Meets 2014 NEC® 406.9 (A) and 406.9 (B)(2)
- Gasket provided seals both device openings and edges
- Electrostatically painted with a baked, weather-resistant powder coat finish for exceptional durability

1-Gang self-closing lids


Description	Mounting	Color suffix	Catalog no.		
Single receptacle	Horizontal	GY	□ S992	•	•
Duplex receptacle	Vertical	GY	□ S994	•	•
Duplex receptacle, 2 self-closing lids	Horizontal	BLK, GY	□ S989__	•	•
GFCI/decorator receptacle	Vertical	GY	□ S966-SP	•	•
	Horizontal	GY	□ S1966-SP	•	•
20A and 30A receptacles 1.625" (41.27mm) dia. opening	Vertical	GY	□ S993-SP	•	•

1-Gang blank wallplate

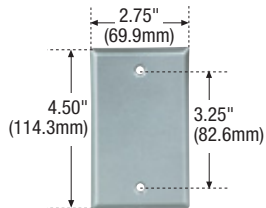
Description	Mounting	Color	Catalog no.	
Blank wallplate	Horizontal or vertical	GY	□ S1987	•



S992



S1966



S1987

Color ordering information:

For ordering devices, include Catalog no. followed by the Color suffix: BLK (Black), GY (Gray).



Compliances, specifications and availability are subject to change without notice.

 Indicates NAFTA compliant - Page Q-32

 RoHS compliant - Page Q-32

Weatherproof covers & devices

Product description

Metal & plastic
1-Gang covers



5-15P

Weatherproof covers - wet locations

Features

- UL Listed for wet locations (with cover closed S3999)
- Meets 2014 NEC® 404.4
- Ready for outdoor installation
- Gasket seals both openings and edges

1-Gang metal cover with switch

Switch rating

A	V/AC	Description	Mounting	Color	Catalog no.		
10	125 "T"	Single-pole toggle switch with metal switch cover	Vertical	GY	□ S983	•	•
5	250	3-Way toggle switch with metal switch cover	Vertical	GY	□ S984	•	•

1-Gang plastic cover with motor base inlet

Inlet rating

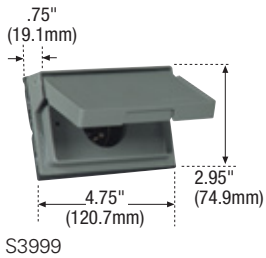
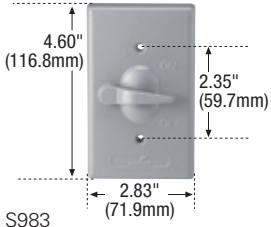
A	V/AC	NEMA	Description	Mounting	Color	Catalog no.	
15	125	5-15P	Motor base inlet #5278 with weatherproof cover #3963	Horizontal	GY	□ S3999	•

Accessories for specification grade receptacle covers

Description

Description	Catalog no.		
Cast FS box	□ 1113	•	•
Non-metallic FS box	□ 6080*	•	

*UL Listed only



1113



6080

Color information:

GY (Gray)



(Gray)

Compliances, specifications and availability are subject to change without notice.



Indicates NAFTA compliant - Page Q-32



RoHS compliant - Page Q-32

1-Gang weatherproof boxes

1-Gang boxes


Product description

Cast aluminum FS boxes
Non-metallic FS boxes


Cast aluminum weatherproof FS boxes

Features

- Electrostatically painted with a baked, weather-resistant powder finish for exceptional durability
- Accept single gang weatherproof cover and standard FS covers
- UL Listed for wet and damp locations with appropriate cover installed
- Mounting lugs provide strength and durability on any mounting surface
- Raised knockout studs on back of box provide alternative means for wall mounting. Strike desired studs with sharp hammer blow for clean mounting holes
- Easy access ground screw hole located inside back wall of box
- Threaded outlets for conduit and connectors
- Two closure plugs and mounting lugs furnished



1113

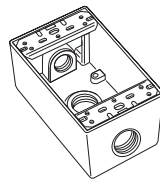


6080

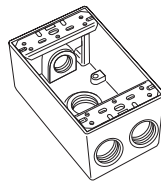
1-Gang FS boxes



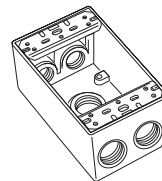
Description	End openings	Back openings	Catalog no.		
3 hole 0.50" (12.70mm) dia.	1-1	1	□ 1113	•	•
4 hole 0.50" (12.70mm) dia.	2-1	1	□ 1114	•	•
5 hole 0.50" (12.70mm) dia.	2-2	1	□ 1115	•	•
3 hole 0.75" (19.05mm) dia.	1-1	1	□ 1116	•	•
5 hole 0.75" (19.05mm) dia.	2-2	1	□ 1118	•	•



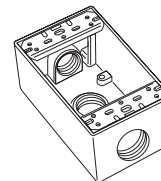
1113



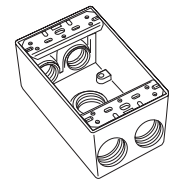
1114



1115



1116



1118

Non-metallic weatherproof 1-Gang FS boxes



Description	Color	Catalog no.
FS Box with (2) 0.75" (19.05mm) IPS molded-in knockouts	BK	□ 6080

Color information:

BK (Black)



(Black)

Compliances, specifications and availability are subject to change without notice.

Indicates NAFTA compliant - Page Q-32

RoHS compliant - Page Q-32

Harsh environment receptacles

Product description

Corrosion & weather resistant receptacles suitable for use with weatherproof covers & boxes

Corrosion resistant straight blade & locking receptacles



Rating							
A	V/AC	NEMA	Description	Color suffix	Catalog no.		
15	125	5-15	Straight blade duplex receptacle	GY, Y	<input type="checkbox"/> AH5262CR__	•	
		L5-15	Locking duplex receptacle	Y	<input type="checkbox"/> CR4700	•	
20	125	5-20	Straight blade duplex receptacle	GY, Y	<input type="checkbox"/> AH5362CR__	•	
		L5-20	Locking single receptacle	Y	<input type="checkbox"/> CRL520R	•	
		250	L6-20	Locking single receptacle	Y	<input type="checkbox"/> CRL620R	•
		125/250	L14-20	Locking single receptacle	Y	<input type="checkbox"/> CRL1420R	•
30	125	30	L15-20	Locking single receptacle	<input type="checkbox"/> CRL1520R	•	
		125	L5-30	Locking single receptacle	<input type="checkbox"/> CRL530R	•	
		250	L6-30	Locking single receptacle	<input type="checkbox"/> CRL630R	•	
		125/250	L14-30	Locking single receptacle	<input type="checkbox"/> CRL1430R	•	

For additional corrosion resistant products and information see section D - Complex environments

Weather resistant commercial grade receptacles



Rating						
A	V/AC	NEMA	Description	Color suffix	Catalog no.	
15	125	5-15R	Duplex receptacle, back & side wire	B, V, W	<input type="checkbox"/> WRBR15__	•
20	125	5-20R	Duplex receptacle, back & side wire	B, V, W	<input type="checkbox"/> WRBR20__	•


WR receptacles comply with the requirements NEC 406.9(A) & (B)
Additional WR products and information on (A-18)

Specification grade GFCIs

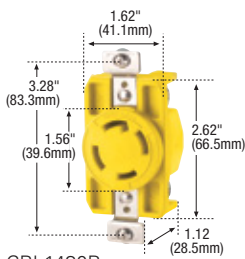


Rating						
A	V/AC	NEMA	Description	Color suffix	Catalog no.	
15	125	5-15R	WR duplex GFCI, back & side wire	B, GY, V, W	<input type="checkbox"/> WRSGF15__	
			TWR duplex GFCI, back & side wire	B, GY, LA, V, W	<input type="checkbox"/> TWRSGF15__	
20	125	5-20R	WR duplex GFCI, back & side wire	B, BK, GY, V, W	<input type="checkbox"/> WRSGF20__	
			TWR duplex GFCI, back & side wire	B, GY, LA, V, W	<input type="checkbox"/> TWRSGF20__	

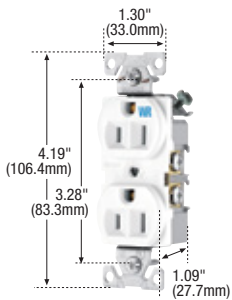
Includes standard size unbreakable wallplate unless otherwise noted
Additional GFCI products and information on (H-8)



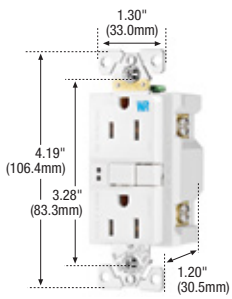
AH5362CRY



CRL1430R



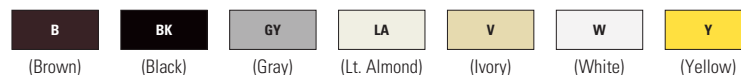
WRBR15



WRSGF15

Color ordering information:

For ordering devices, include Catalog no. followed by the Color suffix: B (Brown), BK (Black), GY (Gray), LA (Light Almond), V (Ivory), W (White), Y (Yellow)



Compliances, specifications and availability are subject to change without notice.

Weather resistant

Tamper & weather resistant

RoHS compliant - Page Q-32

Weather protective boots

Product description

For straight blade
& locking devices

Features

- Neoprene resists oil, grease, and acids plus has long life properties
- Flexible and easy to apply to plug or connector
- Cord hole opening can be cut away for large diameter cords



BS1



BM1




BM2



7716EX


Plug and connector weather protective boots

Product may be used with:

	Plug catalog no.	Connector catalog no.	
15A and 20A, 2-pole, 3-wire straight blade auto grip, safety grip devices	<input type="checkbox"/> BS1	<input type="checkbox"/> BS2	•
15A industrial locking devices	<input type="checkbox"/> BS1	<input type="checkbox"/> BS2	•
20A 2-wire industrial locking devices	<input type="checkbox"/> BS1	<input type="checkbox"/> BS2	•
20A and 30A 2-pole, 3-wire and 3-pole, 3-wire locking safety grip devices	<input type="checkbox"/> BM1	<input type="checkbox"/> BM2	•
20A and 30A 4-wire and 5-wire industrial locking devices	<input type="checkbox"/> BL1	<input type="checkbox"/> BL2	•
Midget locking ML2 plugs and connectors when used with receptacle or inlet	<input type="checkbox"/> 74CM40	<input type="checkbox"/> 74CM40	•

50A pro grip plug and connector weather protective boots

Description

	Catalog no.	
Short boot, for 50A pro grip connector when used with 50A pro grip plug and 7717EX boot	<input type="checkbox"/> 7716EX	•
Long boot, for 50A pro grip plug when used with receptacle or 50A pro grip connector and 7716EX boot	<input type="checkbox"/> 7717EX	•

Compliances, specifications and availability are subject to change without notice.

 RoHS compliant - Page Q-32