

Easy and Secure for Rack Systems

Front I/O solution designed for Railway applications

- 3 layouts available** ■ 29 pos / 41 pos / 5 Quadrax
- Compact & high density** ■ Design compatible with 3U racks
- Improved shielding** ■ 360° metal housing
- Easy and secure mating** ■ Quick lever with safe locking
- High performance material** ■ Compliant to international fire and smoke requirements



Technical features

Mechanical

- Locking system: Lever with lock
- Durability: 500 mating cycles
- Vibration: According to EN 61373 Cat1b
- Shock: According to EN 61373 Cat1b
- Coding: 72 positions by polarization keys

Environmental

- Temperature range: -40°C to +100°C
- Salt spray resistance: 48 hours
- Sealing: IP40
- Humidity cycle test: according to IEC 60068-2-38

Material

- Shell: Steel, nickel plated
- Insulator:
 - Hard thermoplastic, HL3/R22 and HL3/R23 following EN45545
 - NFPA 130 compliant
- Contacts:
 - Plug side: machined crimp contacts, copper alloy, gold plated
 - PCB receptacle side:
 - 41 pos and 29 pos layout: stamped and formed male contacts, gold plated (0.4 μm)
 - 5 Quadrax layout: machined male contacts, gold plated (0.4 μm)

Electrical

- Contact resistance: Contact #16: <2.5m Ω
- Withstanding voltage: 3000V
- Insulation resistance:
 - Contact #16: > 5000 M Ω (under 500V DC)
- Wire range: Contact #16: 0.5 to 2mm²
- Creepage and clearance:
 - MSG-3U 29 pos: 3.075mm
 - MSG-3U 41 pos: 2.32mm
- Operating voltage:
 - 300V max following EN 50-124-1 / OV2PD2
- Shell continuity: <5m Ω
- High Speed data Transmission performances:
 - 4 pin Quadrax: Cat. 5 following IEC 11-801

MSG 41 pos.



Plug

Delivered without contacts, equipped with polarization keys, ground plate* and small cable gland

Contact type	Wire size mm ²	Cable direction	Part number
Machined crimp #16	0.13 - 2.5	Upward cabling	MSG41P1Y1
		Downward cabling	MSG41P2Y1

* Please refer to assembly instruction.

Receptacle

Fully loaded with right angle stamped and formed male contacts, equipped with polarization keys and fixing blocks delivered without screws ⁽¹⁾

Panel type and size ⁽²⁾	Cable direction	Specification	Part number
Rack panel system 3U-4HP size	Upward cabling	With ejector handle* position on the lower side	MSG41RR1FPPK
Rack panel system 3U-4HP size	Downward cabling	With ejector handle* position on the upper side	MSG41RR2FPPK
Rack panel system 6U-4HP size	Upward cabling	-	MSG41RR1FPPK
Rack panel system 6U-4HP size	Downward cabling	-	MSG41RR2FPPK
Panel	Upward cabling	-	MSG41RR1BPPK
Panel	Downward cabling	-	MSG41RR2BPPK

1: Screws to be defined by the customer according to the application
2: See panel mounting page 7

* Ejector handle to be ordered separately

MSG 29 pos.



Plug

Delivered without contacts, equipped with polarization keys, ground plate* and small cable gland

Contact type	Wire size mm ²	Cable direction	Part number
Machined crimp #16	0.13 - 2.5	Upward cabling	MSG29P1Y1
		Downward cabling	MSG29P2Y1

* Please refer to assembly instruction.

Receptacle

Fully loaded with right angle stamped and formed male contacts, equipped with polarization keys and fixing blocks delivered without screws ⁽¹⁾

Panel type and size ⁽²⁾	Cable direction	Specification	Part number
Rack panel system 3U-4HP size	Upward cabling	With ejector handle* position on the lower side	MSG29RR1FPPK
Rack panel system 3U-4HP size	Downward cabling	With ejector handle* position on the upper side	MSG29RR2FPPK
Rack panel system 6U-4HP size	Upward cabling	-	MSG29RR1FPPK
Rack panel system 6U-4HP size	Downward cabling	-	MSG29RR2FPPK
Panel	Upward cabling	-	MSG29RR1BPPK
Panel	Downward cabling	-	MSG29RR2BPPK

1: Screws to be defined by the customer according to the application
2: See panel mounting page 7

* Ejector handle to be ordered separately

MSG 5 Quadrax.



Plug

Equipped with polarization keys and small cable gland

Contact type	Cable direction	Cable sheath diameter	Ground clip ^{(1) (2)}	Part number
5 Quadrax included	Upward cabling	6.3 to 7.0 mm	In all cavities	MSG5AP1Y1SABCDE
5 Quadrax included	Downward cabling	6.3 to 7.0 mm	In all cavities	MSG5AP2Y1SABCDE
Without 5 Quadrax	Upward cabling	6.3 to 7.0 mm	In all cavities	MSG5AP1Y0SABCDE
Without 5 Quadrax	Downward cabling	6.3 to 7.0 mm	In all cavities	MSG5AP2Y0SABCDE
5 Quadrax included	Upward cabling	6.3 to 7.0 mm	No clip	MSG5AP1Y1S
5 Quadrax included	Downward cabling	6.3 to 7.0 mm	No clip	MSG5AP2Y1S
Without 5 Quadrax	Upward cabling	6.3 to 7.0 mm	No clip	MSG5AP1Y0S
Without 5 Quadrax	Downward cabling	6.3 to 7.0 mm	No clip	MSG5AP2Y0S

1: For other configuration please contact us.

2: Please refer to assembly instruction.

Right Angle PCB Receptacle

Fully loaded with machined male Quadrax contacts, equipped with polarization keys and fixing block delivered without screws ⁽¹⁾

Panel type and size ⁽²⁾	Cable direction	Quadrax shell ⁽³⁾	Specification	Part number
Rack panel system 3U-4HP size	Upward cabling	Without	With ejector handle* position on the lower side	MSG5ARR1FPFK
Rack panel system 3U-4HP size	Downward cabling	Without	With ejector handle* position on the upper side	MSG5ARR2FPFK
Rack panel system 6U-4HP size	Upward cabling	Without	-	MSG5ARR1FPK
Rack panel system 6U-4HP size	Downward cabling	Without	-	MSG5ARR2FPK
Panel	Upward cabling	Without	-	MSG5ARR1BPFK
Panel	Downward cabling	Without	-	MSG5ARR2BPFK

1: Screws to be defined by the customer according to the application

2: See panel mounting page 7

3: Please refer to assembly instruction.

* Ejector handle to be ordered separately

Straight PCB Receptacle

Fully loaded with machined male Quadrax contacts, equipped with polarization keys and narrow bracket for mounting on 4HP pitch (20.32 mm). Delivered without screws ⁽¹⁾

Panel type and size ⁽²⁾	Cable direction	Quadrax shell ⁽³⁾	Specification	Part number
Panel	Upward cabling	Without	-	MSG5ARS1BPK
Panel	Downward cabling	Without	-	MSG5ARS2BPK
Panel	Upward cabling	Cavity A	-	MSG5ARS1BPAK
Panel	Downward cabling	Cavity A	-	MSG5ARS2BPAK

1: Screws to be defined by the customer according to the application

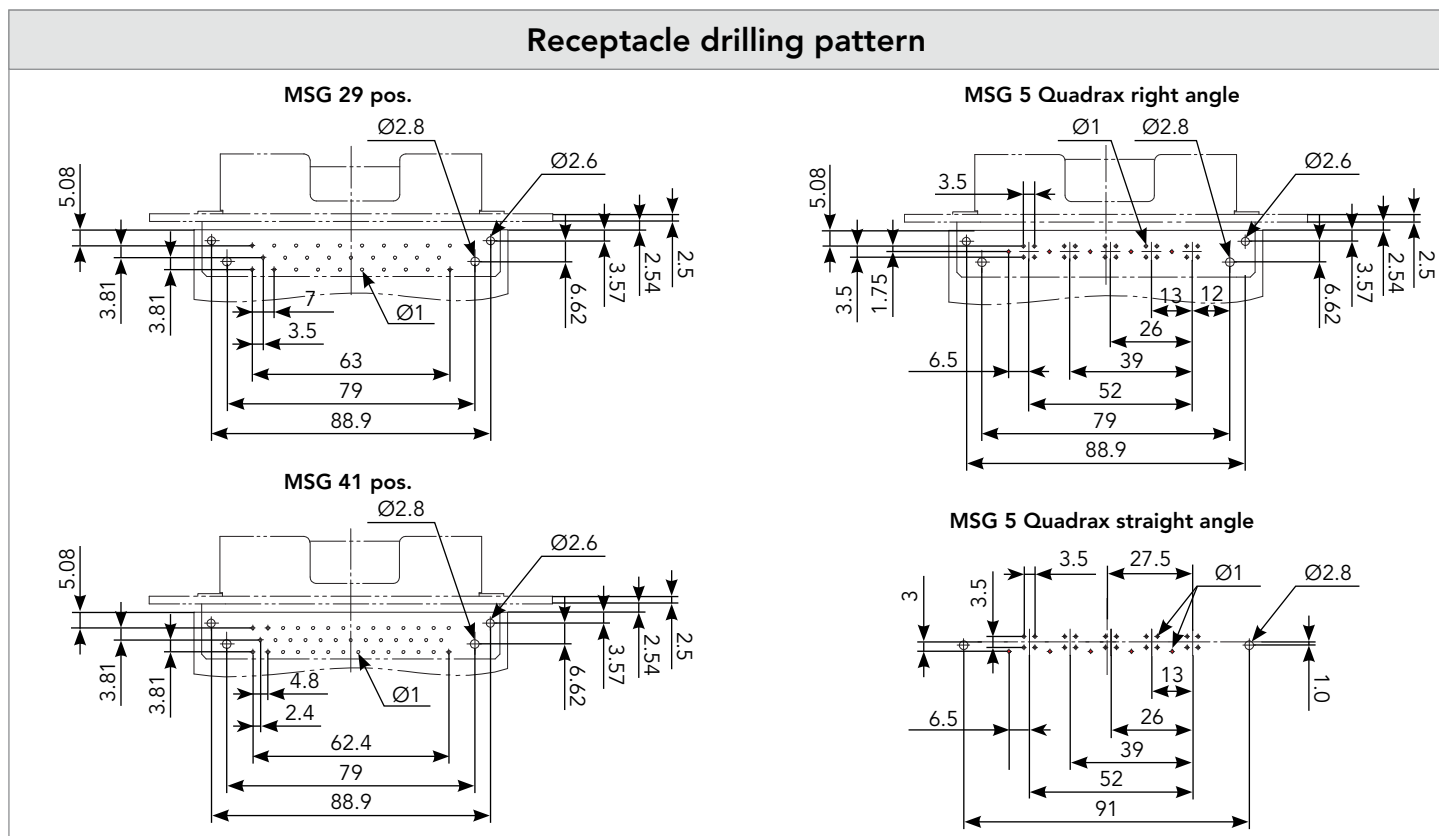
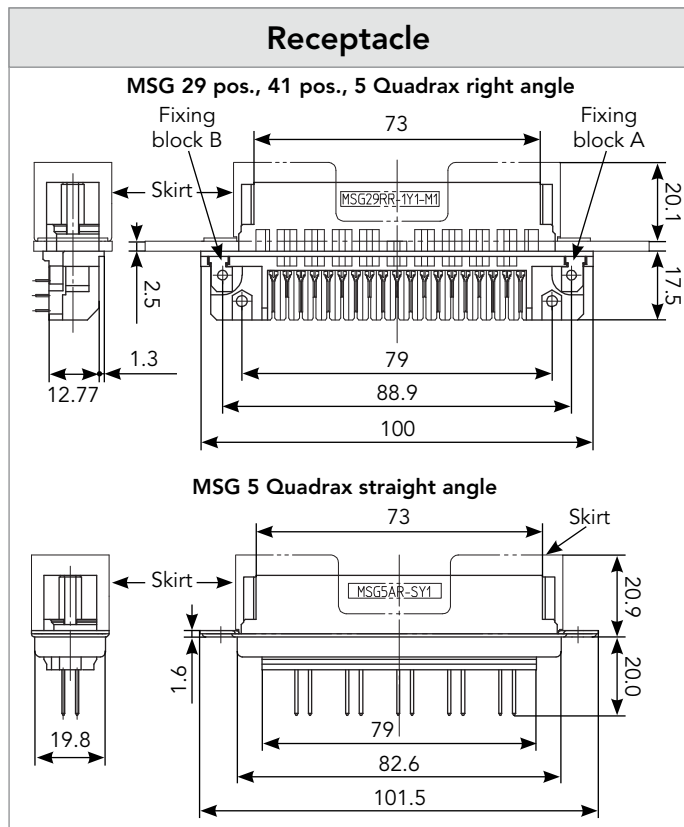
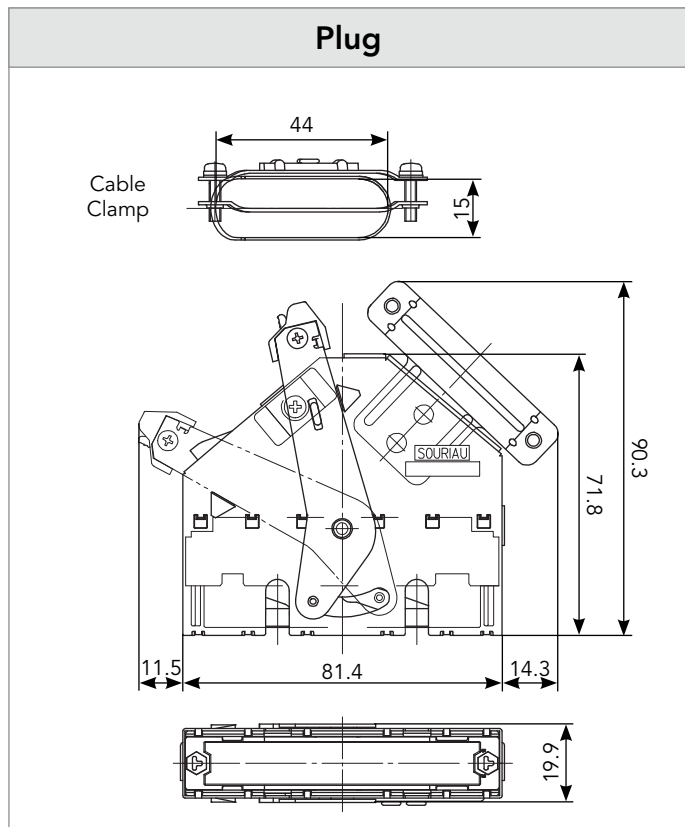
2: See panel mounting page 7

3: Please refer to assembly instruction.

* Ejector handle to be ordered separately

MSG 3U Series

Dimensions (mm)



• For GND-pin (shole)

Accessories

Polarization key

For plug For receptacle

Part number
MSG3UPK1 (For plug)
MSG3UPK2 (For receptacle)

Kit of 5 Quadrax for Plug

x5

Part number
MSG5AKIT

Receptacle fixing block

Part number
MSG3UFB1 (Letter A)
MSG3UFB2 (Letter B)

Receptacle ejector handle

Part number
MSG3UEJ2

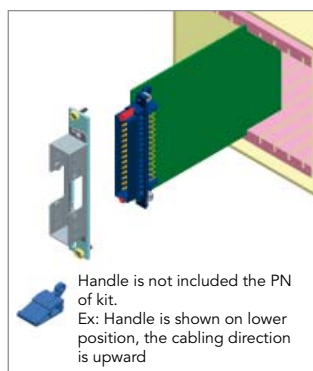
Receptacle dust cap

Part number
MSG3UFC1

Panel Mounting

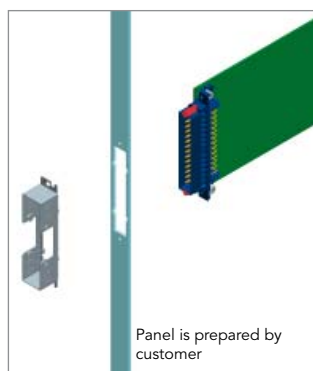
Rack-panel system
(3U-4HP size)

Layout	For part numbers:
29	MSG29RR1FPFK
29	MSG29RR2FPFK
41	MSG41RR1FPFK
41	MSG41RR2FPFK
5 Quadrax	MSG5ARR1FPFK
5 Quadrax	MSG5ARR2FPFK



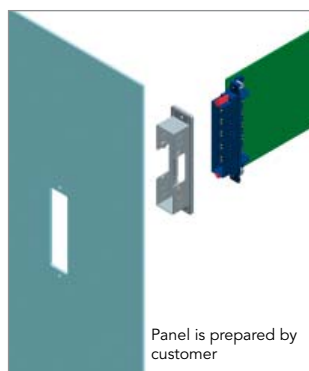
Rack-panel system
(6U-4HP, 9U-4HP size)

Layout	For part numbers:
29	MSG29RR1FPK
29	MSG29RR2FPK
41	MSG41RR1FPK
41	MSG41RR2FPK
5 Quadrax	MSG5ARR1FPK
5 Quadrax	MSG5ARR2FPK




Panel system

Layout	For part numbers:
29	MSG29RR1BPFK
29	MSG29RR2BPFK
41	MSG41RR1BPFK
41	MSG41RR2BPFK
5 Quadrax	MSG5ARR1BPFK
5 Quadrax	MSG5ARR2BPFK



Panel system

Layout	For part numbers:
5 Quadrax	MSG5ARS1BPK
5 Quadrax	MSG5ARS2BPK
5 Quadrax	MSG5ARS1BPAK
5 Quadrax	MSG5ARS2BPAK



Contacts for Plug

Contact type	Plating	AWG	mm ²	Max wire Ø	Max insulator Ø	Part number female contact
Machined crimp #16 - Ø 1.6 mm	Gold 0.4µm	26-24	0.13 - 0.2	0.80	1.60	RC24M9K
		22-20	0.32 - 0.52	1.18	2.6	RC20M14K
		22-20	0.32 - 0.52	1.18	2.2	RC20M12K
		22-20	0.32 - 0.52	1.18	1.80	RC20M13K
		20-16	0.5 - 1.5	1.80	3.20	RC16M23K
		16-14	1.5 - 2.5	2.30	3.00	RC14M50K
1 Quadrax including 4 x #20 - Ø 1 mm	Gold 0.4µm	24-18	0.2 - 0.88	1.2	2.5	MSG5AKIT (kit of 5 Quadrax)

Note: all dimensions are in mm

Tooling

Contact type	Part number female contact	Tool	Locator	Tool selector	Extraction tool
Machined crimp #16 - Ø 1.6 mm	RC24M9K	MH860 (M22520/7-01)	MH86164G	5/6	RX2025GE1
	RC20M14K	MH860 (M22520/7-01)	MH86164G	5/7	
	RC20M12K				
	RC20M13K				
	RC16M23K	MH860 (M22520/7-01)	MH86164G	6/9	
	RC14M50K	AF8 (M22520/1-01)	TP1142	8	
Quadrax #20 - Ø 1 mm	MSG5AKIT* (kit of 5 Quadrax)	M22520/2-01	M22520/2-08	4/6	TMG3UH01

*: 20 Contacts #20 included in MSG5AKIT

SOURIAU

railway-connectors.com

contactindustry@souriau.com

