

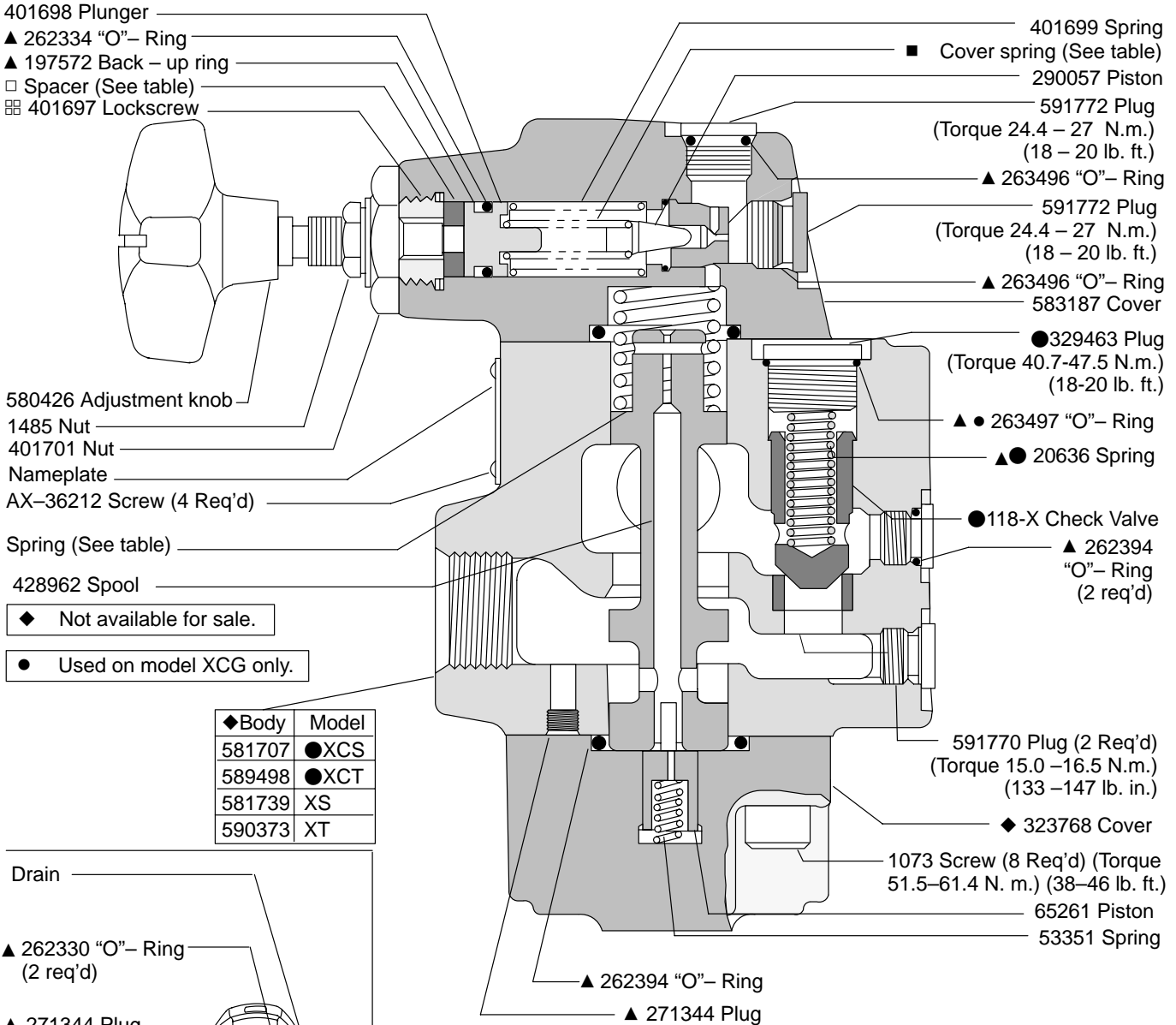
Pressure Controls



Pressure Reducing Valves

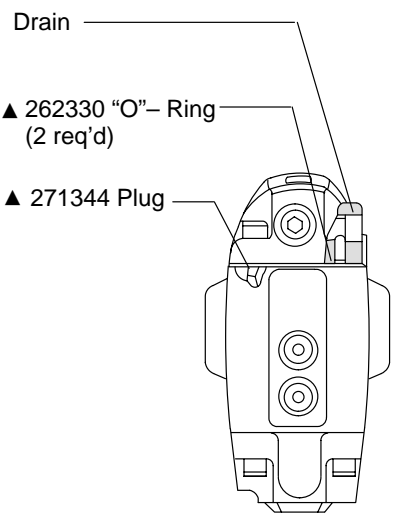
X(C)S - 06 - ** - 30

X(C)Y - 06 - ** - 30



- ◆ Not available for sale.
- Used on model XCG only.

| ◆ Body | Model |
|--------|-------|
| 581707 | ● XCS |
| 589498 | ● XCT |
| 581739 | XS |
| 590373 | XT |



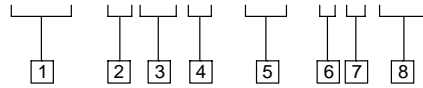
| Model | ◇ Spring | ■ Cover spring | □ Spacer | Pressure range P.S.I. | Rated flow USGPM |
|----------------|----------|----------------|----------|--------------------------|---------------------|
| X(C)*-06-1B-30 | 322653 | 2280 | | 80-1000 | 15 |
| X(C)*-06-1F-30 | 348614 | | | 200-1000 | 30 |
| X(C)*-06-2B-30 | 322653 | 583937 | | 80-2000 | 15 |
| X(C)*-06-2F-30 | 348614 | | | 200-2000 | 30 |
| X(C)*-06-3B-30 | 322653 | 401700 | 386715 | 200-2850 | 15 |
| X(C)*-06-3F-30 | 348614 | | | | 30 |

NOTE
Install lockscrew W/Stepped O. D. end toward spacer or plunger as shown.

▲ Service all units with F3 seal kit 919615.

Model Code

(F3) - X(C) * - 06 - * * -30



1 Seals

F3 - Seals for mineral oil and fire resistant fluids

4 Threaded Connections

S - 1.0625-12UN-2B Thd.
T - 3/4 inch NPTF Thd.

7 Maximum Rated Flow Capacity

B - 15 USgpm
F - 30 USgpm

2 Model Series

X - Pressure reducing valve

5 Nominal Valve Size

06 - 3/4 inch

8 Design

3 Integral Check Valve

Omitted - No check valve

6 Maximum Adjustable Pressure

1 - 1000 PSI
2 - 2000 PSI
3 - 3000 PSI

For satisfactory service life of these components, use full flow filtration to provide fluid which meets ISO cleanliness code 18/15 or cleaner. Selections from Eaton OFF, OFR and OFRS filter series are recommended.