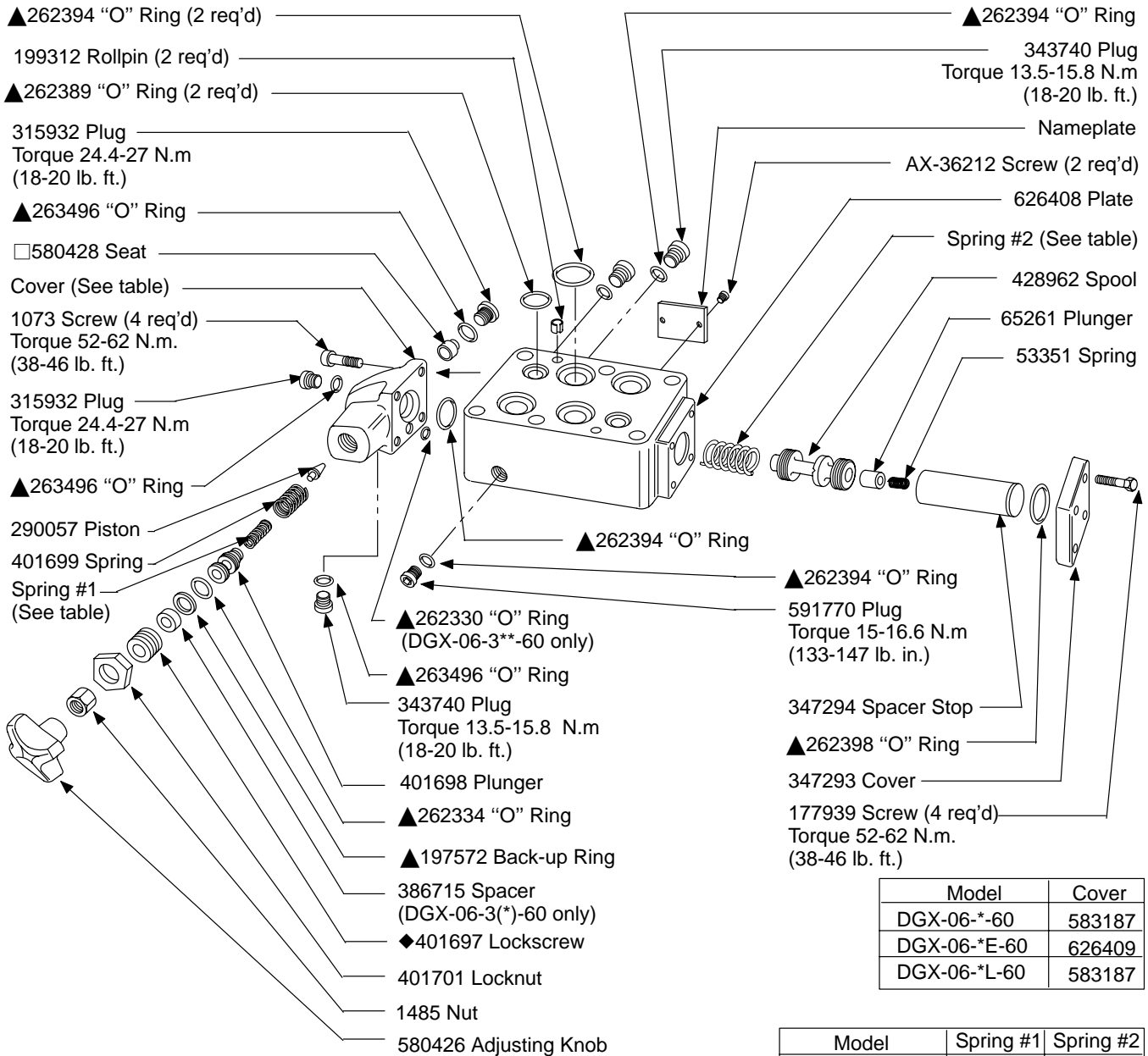


Check Valves




Modular Pressure Reducing Valves

(F3) DGX-06-**(*)-60



Model	Cover
DGX-06-*-60	583187
DGX-06-*E-60	626409
DGX-06-*L-60	583187

Model	Spring #1	Spring #2
DGX-06-1**-60	2280	—
DGX-06-2**-60	583937	
DGX-06-3**-60	401700	322653
DGX-06-*B*-60	—	
DGX-06-*F*-60	—	

CAUTION
 This valve cannot be used with pressure centered valves.

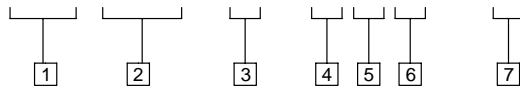
◆ Assemble 401697 Lockscrew with stepped O.D. end toward 386715 Spacer or Plunger.

▲ Service all units with F3 Seal Kit 920126

Note
 Assemble seat in cover with crosshole pointing in direction of arrow. Coin piston to new seat.

Model Code

(F3) DGX - 06 - * * (*) - 60



1 Seal Material

F3 - Seals for mineral oil and fire resistant fluids

4 Maximum Adjustable Pressure

- 1 - 1000 PSI
- 2 - 2000 PSI
- 3 - 2850 PSI

6 Flow

- Omitted - Standard external drain to "Y" port
- E** - External drain thru cover
- L** - Internal drain to "B" port

2 Model Series

Directional control, subplate or manifold mounted, pressure reducing module

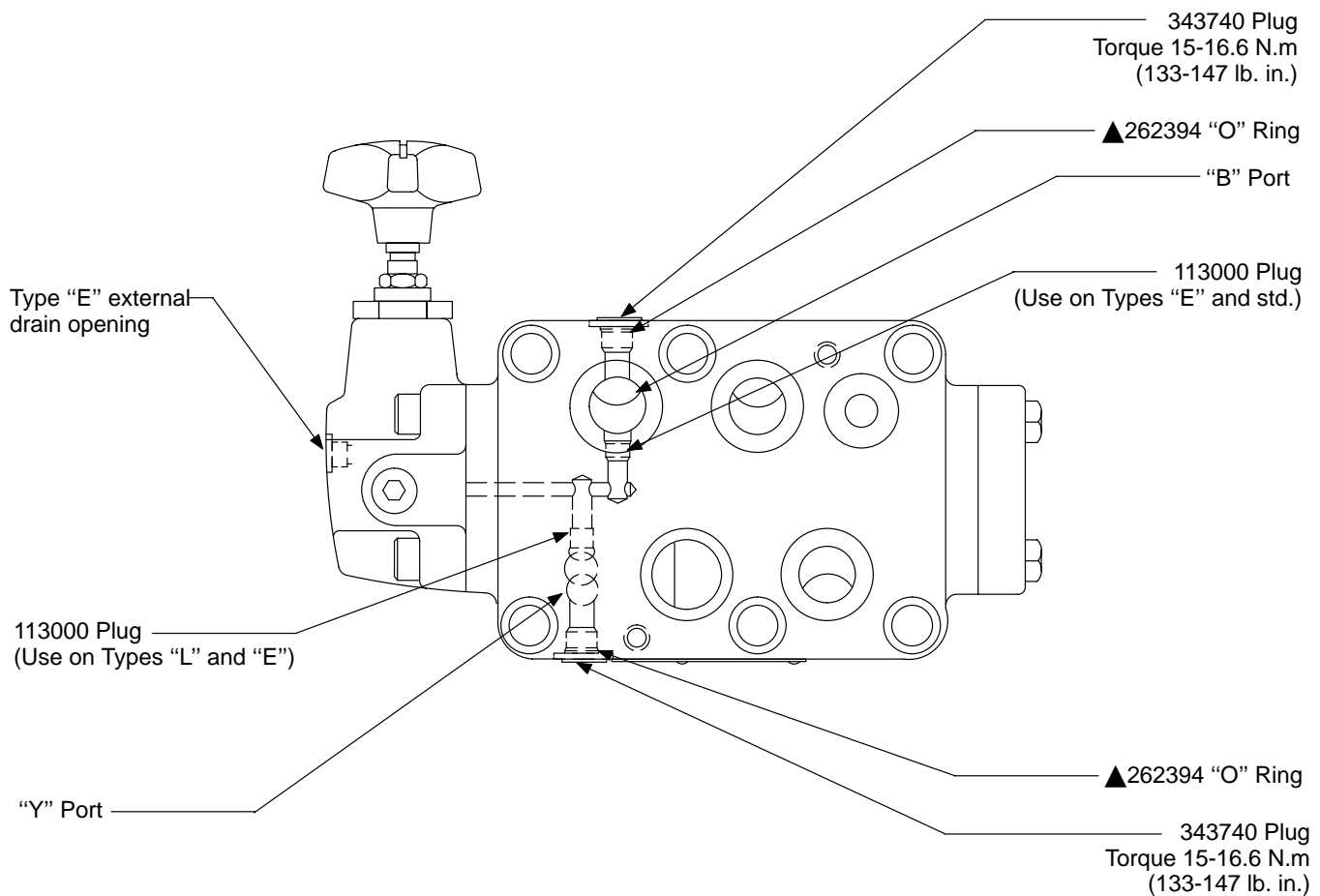
5 USgpm Maximum Flow Capacity

- B** - 06-15 80 PSI min. adj. pressure
- F** - 06-30 200 PSI min. adj. pressure

7 Design

3 Port Size

06 - 3/4 inch



For satisfactory service life of these components, use full flow filtration to provide fluid which meets ISO cleanliness code 18/15 or cleaner. Selections from Eaton OFF, OFR and OFRS filter series are recommended.

Printed in U.S.A.