

Service Data

Vickers®

# Flange Valves

---



## Flange Mounted Relief Valves

CPF1\*-06/08/10/12-\*-\*-20



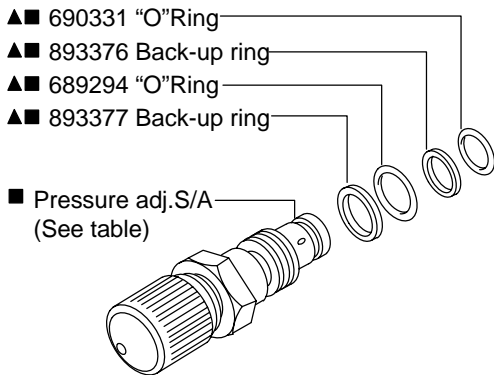
Released 8-01-93

I-3777-S

# CPF1S-06/08

CODE	■ PRESSURE ADJ. S/A	MAX. PRESSURE bar (psi)
AW	02-140463	50 (725)
BW	02-140464	100 (1450)
FW	02-140465	207 (3000)
GW	02-140466	275 (4000)
AH	02-140467	50 (725)
BH	02-140468	100 (1450)
FH	02-140469	207 (3000)
GH	02-140470	275 (4000)
AK	02-140471	50 (725)
BK	02-140472	100 (1450)
FK	02-140473	207 (3000)
GK	02-140474	275 (4000)

Torque S/A to 65-75 N.m (48-55 lb.ft.)



5/64" Hex key req'd to lock/unlock set screw

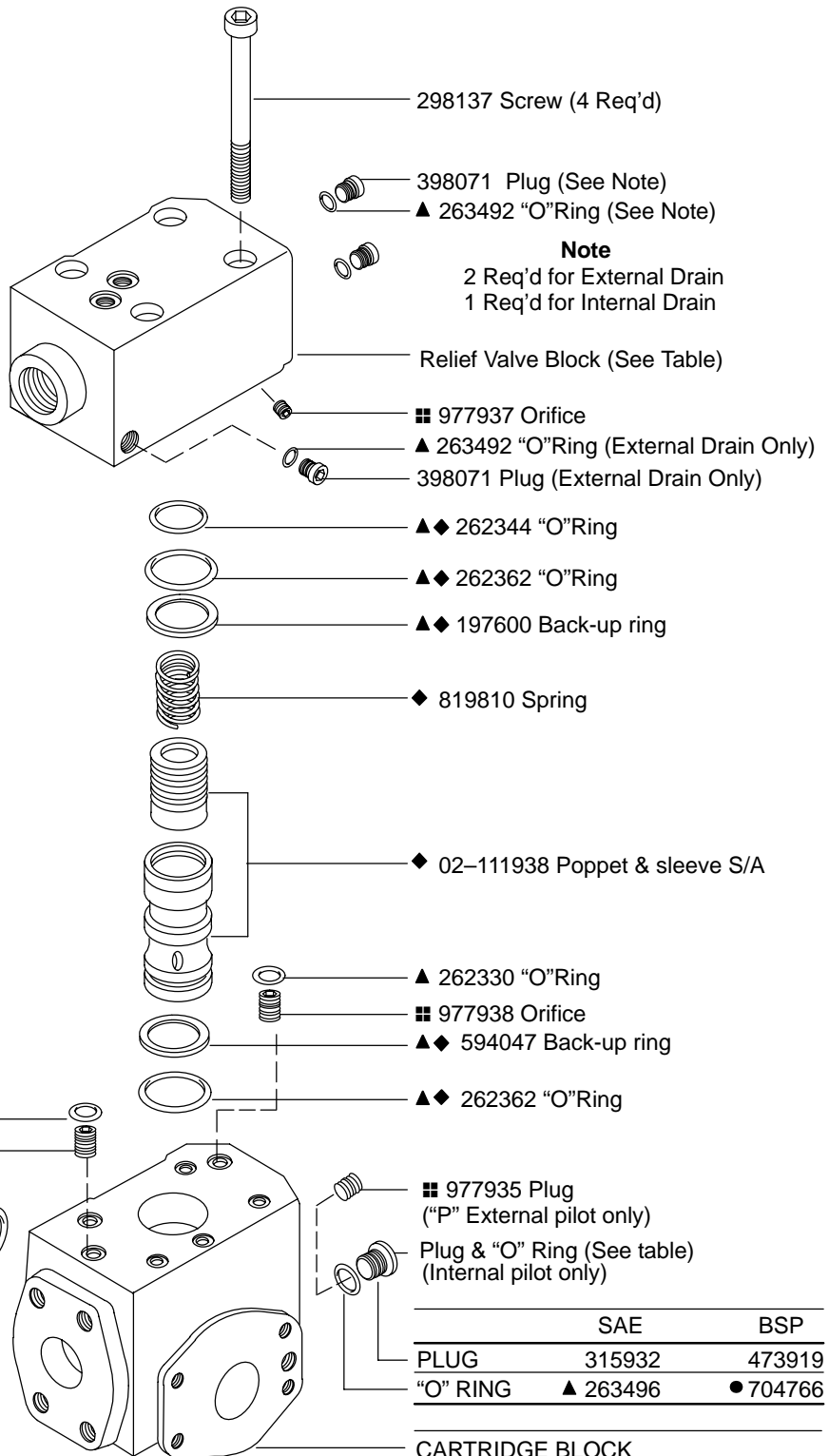
TORQUES		
Part	N.m	lb.ft.
298137	65-80	48.0-59.0
315932	29-32	21.3-23.6
398071	9.8-10.2	7.2-7.5
473919	29-32	21.3-23.6
977935		
977937	2-4	1.5-3.0
977938		

- ▲ Included In Seal Kit 02-301166 (SAE)
- Included In Seal Kit 02-301167 (BSP)
- ◆ Included In Cartridge S/A
- Included In Press. Adj. S/A
- Bond in place with Loctite 222 or equivalent

Parts prefixed with symbols available only in kits.

## RELIEF VALVE BLOCK

Internal Drain	02-155249
External Drain	02-301150 SAE
(Shown)	02-301151 BSP

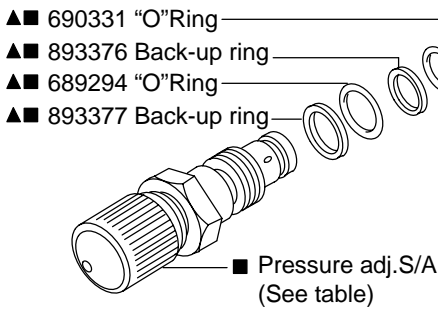


	SAE	BSP
PLUG	315932	473919
"O" RING	▲ 263496	● 704766

CARTRIDGE BLOCK		
SIZE	SAE	BSP
06	02-155245	02-155265
08	02-155247	02-155267

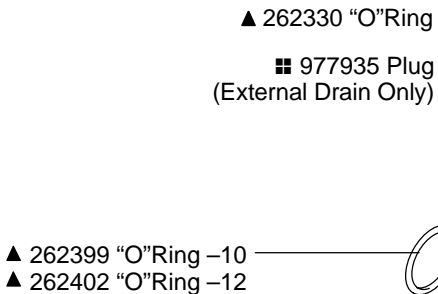
# CPF1S/V-10/12

CODE	■ PRESSURE ADJ. S/A	MAX. PRESSURE bar (psi)
AW	02-140463	50 (725)
BW	02-140464	100 (1450)
FW	02-140465	207 (3000)
GW	02-140466	275 (4000)
		350 (5000)
AH	02-140467	50 (725)
BH	02-140468	100 (1450)
FH	02-140469	207 (3000)
GH	02-140470	275 (4000)
		350 (5000)
AK	02-140471	50 (725)
BK	02-140472	100 (1450)
FK	02-140473	207 (3000)
GK	02-140474	275 (4000)
		350 (5000)



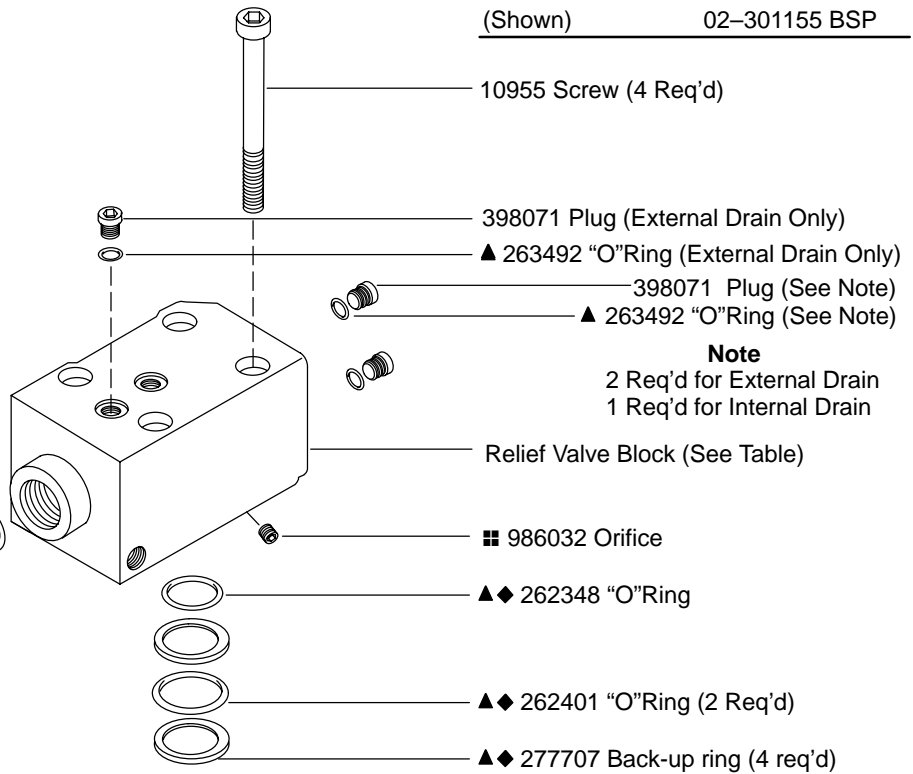
5/64" Hex key req'd to lock/unlock set screw  
Torque S/A to 65-75 N.m (48-55 lb.ft.)

TORQUES		
Part	N.m	lb.ft.
10955	110-115	81.1-84.8
315932	29-32	21.3-23.6
398071	9.8-10.2	7.2-7.5
473919	29-32	21.3-23.6
873753		
977935	2-4	1.5-3.0
986032		

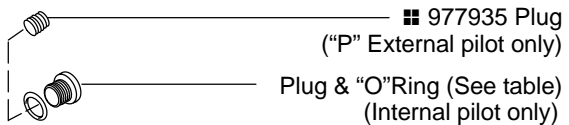
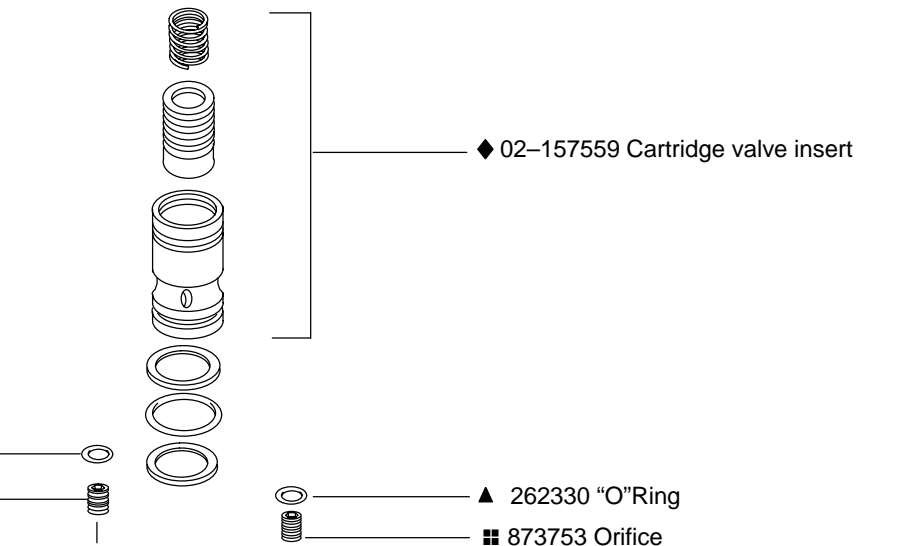


- ▲ Included In Seal Kit 02-301168 (SAE)
  - ▲ Included In Seal Kit 02-301169 (BSP)
  - ◆ Included In Cartridge S/A
  - Included In Press. Adj. S/A
  - Bond in place with Loctite 222 or equivalent
- Parts prefixed with symbols available only in kits.

RELIEF VALVE BLOCK	
Internal Drain	02-155256
External Drain	02-301154 SAE
(Shown)	02-301155 BSP



**Note**  
2 Req'd for External Drain  
1 Req'd for Internal Drain

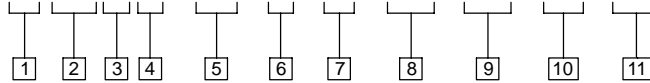


	SAE	BSP
PLUG	315932	473919
'O'RING	▲ 263496	704766

CARTRIDGE BLOCK		
SIZE	SAE	BSP
10	02-155254	02-155269
12	02-155260	02-155850
V12	02-155263	02-155852

# MODEL CODE BREAKDOWN

**C PF 1 \* - 06 - F - H - (B) - (P) - (1) - 20**



**1 Valve Function**

C - Relief

**2 Mounting Type**

PF - Pump flange mounting

**3 Unit type**

1 - Single pressure without vent

**4 Flange Type**

S - SAE J518C 4-bolt flange standard series code 61 (All sizes)

V - SAE J518C 4-bolt high pressure code 62 (12 size only)

**5 Valve Size**

06 - 3/4 inch

08 - 1 inch

10 - 1 1/4 inch

12 - 1 1/2 inch

**6 Maximum Pressure Adjustment**

A - 50 bar (725 psi)

B - 100 bar (1450 psi)

F - 207 bar (3000 psi)

G - 275 bar (4000 psi)

350 bar (5000 psi) - (CPF\*V-12 models only)

**7 Control Type**

W - Screw adjust with locknut

H - Handknob adjust without key

K - Micrometer adjust with keylock

**8 Thread Type**

**(remote control/vent connection)**

Blank - SAE-6 O-ring boss port (.5625-18 UNF-2B thd.)

B - BSP-G 1/4 (1/4" BSPF)

**9 Remote Pilot**

Blank - Internal pilot

P - External pilot

**10 Remote Drain**

Blank - Internal drain

1 - External drain

**11 Design Number**