

# Eaton® Fuller®

Automated Mechanical Transmissions

RTLO-14918A-AS2  
RTLO-16918A-AS2  
RTLO-18918A-AS2  
RTLO-20918A-AS2  
RTLO-22918A-AS2




## The AutoShift™ 18-Speed

Operator Ease Combined with Computer Controlled Efficiency for the Ultimate in Versatility and Performance

- Automated shifting on proven Eaton® Fuller® 18-speed transmission models.
- Shift by wire eliminates mechanical lever shifting, keeping both hands on the wheel.
- Clutch necessary for start-up and stopping only, prolonging clutch life.
- Computer controlled shifts at ideal engine speed for best efficiency and performance.
- Enhanced reverse operation due to multiple slow reverse ratios.
- Reduces potential for drivetrain abuse by inexperienced drivers.
- Accurate diagnosis and repair with continuous electronic self-diagnostics.
- Requires appropriate electronic engine and engine brake. Consult engine OEM for availability.
- Covered by the same Roadranger® warranty as the standard 18-speed transmission. Synthetic lube required. See Warranty Guide TCWY-0900 or our web site ([www.roadranger.com](http://www.roadranger.com)) for more information. Contact a Roadranger representative or OEM dealer for details.

Availability and position of shift controls may vary. Contact OEM dealer for details.



Advantages Of An Automatic,  
At Reduced Weight, Cost And  
Complexity.

# Eaton® Fuller® RTLO-14918A-AS2, RTLO-16918A-AS2, RTLO-18918A-AS2, RTLO-20918A-AS2, RTLO-22918A-AS2

## Specifications:

### Speeds:

18 forward, 4 reverse.

### Capacity:

RTLO-14918A-AS2 – 1450 lbs.ft.  
RTLO-16918A-AS2 – 1650 lbs.ft.  
RTLO-18918A-AS2 – 1850 lbs.ft.  
RTLO-20918A-AS2 – 2050 lbs.ft.  
RTLO-22918A-AS2 – 2250 lbs.ft.

### Weight: (less clutch housing and controls)

RTLO-14918A-AS2 – 738 lbs.  
RTLO-16918A-AS2 – 738 lbs.  
RTLO-18918A-AS2 – 738 lbs.  
RTLO-20918A-AS2 – 738 lbs.  
RTLO-22918A-AS2 – 738 lbs.

### Length:

All models in series – 33.1 in.  
Lengths listed are from face of clutch housing to front bottoming surface of companion flange or yoke.

### Clutch Housing Size:

SAE #1 and #2. Cast iron and aluminum available.

### PTO Openings:

Two SAE standard openings. Right side, regular duty, 6-bolt, short length.  
Bottom, heavy duty, 8-bolt.

### PTO Drive Gears:

Right side, a 45-tooth, 6/8 pitch gear. Left side, a 47-tooth, 6/8 pitch gear. Both gears turn at .79 engine speed.

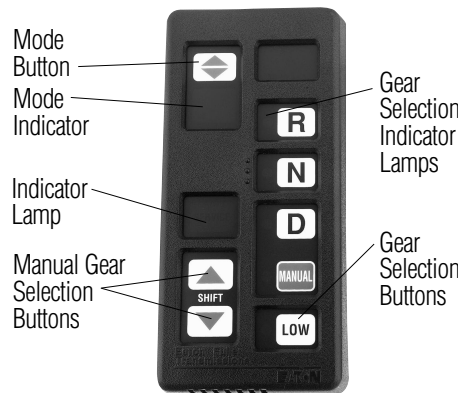
### Oil Capacity:

Approx. 28 pints. Integral oil pump standard on all models. Oil to water heat exchanger standard on all models (Requires 2 pints additional lubricant. Add 10 lbs. to weight).

## AutoShift™ Operation:

The AutoShift™ transmission is an advanced shift-by-wire system consisting of an Eaton®Fuller® heavy-duty transmission communicating with an electronic engine utilizing the SAE-J1939 protocol for precise control of the engine and transmission functions. The clutch is used only for starting and stopping. Once the vehicle is in motion, AutoShift operates like an automatic transmission, with the efficiency of a manual transmission.

## Top View of Shift Console:

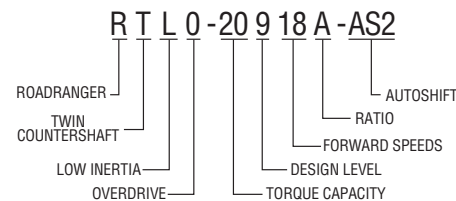


R – Reverse  
N – Neutral  
D – Drive – Automatic Gear Selection  
Manual – Manual Gear Selection  
Low – Upshift Inhibit with Optimized Engine Brake Downshifts

## Ratios and Steps:

Gear	Ratio	% Step
8th H	0.73	
8th L	0.86	17
7th H	1.00	17
7th L	1.17	17
6th H	1.38	18
6th L	1.62	17
5th H	1.94	20
5th L	2.28	17
Range Shift		
4th H	2.73	
4th L	3.20	17
3rd H	3.74	17
3rd L	4.38	18
2nd H	5.16	17
2nd L	6.05	20
1st H	7.26	17
1st L	8.51	22
Low H	10.39	17
Low L	12.19	
Hi Rev H	2.99	
Hi Rev L	3.50	
Low Rev H	11.17	
Low Rev L	13.09	
Overall	16.7 to 1	

## Model Nomenclature:



Eaton Corporation  
**Truck Components Operations**  
P.O. Box 4013  
Kalamazoo, Michigan 49003

## Roadranger®

MORE TIME ON THE ROAD

The Roadranger® System is an unbeatable combination of the best products from Eaton and Dana – partnering to provide you the most advanced, most trouble-free drivetrain in the industry. And it's backed by the Roadrangers – the most experienced, most expert, most accessible drivetrain consultants in the business.

For spec'ing or service assistance, call **1-800-826-HELP** (4357) 24 hours a day, 7 days a week, (Mexico: 8-332-1515) for more time on the road. Or visit our web site at <http://roadranger.com>.