

The image shows a close-up of the Ruff-IN pre-fab system. It features two vertical metal rails with several horizontal cross-braces. A central vertical rod runs through the center. At the bottom, a metal electrical box is mounted on the system. The background is a clear blue sky.

# Ruff-IN™ pre-fab systems



*Powering Business Worldwide*


# Ruff-IN™ Products

## Telescoping brackets

- Completely adjustable, fits a range of stud spacing
- Mounts 1½", 2⅛", 2½", and 2⅜" deep boxes
- Increased rigidity through center groove design
- Only two screws required to mount 1½" and 2⅛" box depths
- Pre-punched screw holes provide for easy box installation
- Bar is marked with a scale for stud spacing
- Finish: Pre-galvanized



BB2-16T



BB2-24T

UPC/Part Number	Catalog Number	Stud Spacing	Box Qty.
799038 63001	<b>BB2-16T</b>	11" to 18"	50
799038 63002	<b>BB2-24T</b>	15½" to 26"	50

Patent Pending

## Box mounting clip

- Allows for pre-fabrication of the electrical box prior to installing the box onto the bracket
- Tool-less, simply installs by snapping onto the bracket and requires no hardware to secure



Shown mounted on box

UPC/Part Number	Catalog Number	Description	Box Qty.
799038 63003	<b>BB2TSC</b>	Box Mounting Clip	100

Patent Pending

**Notes:** Read safety/installation instruction sheet in packages before use.

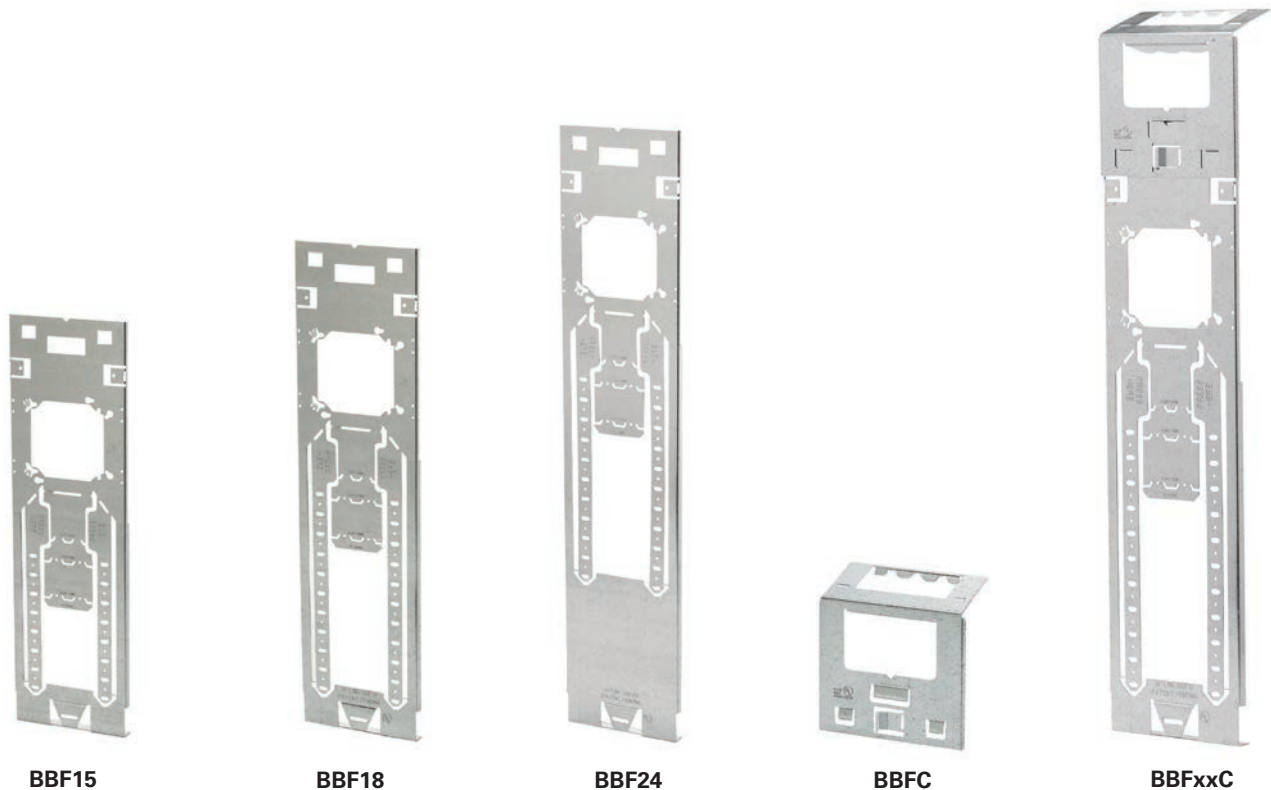
## Floor mount box supports

- BBF floorstand provides the most rigid support in the industry
- Far-side support accomodates 6", 5½", 3⅝", and 2½" stud depths
- Fold-out tab built-in to attach floor stand to stud if desired
- Integral "wings" provide rigid support when floorstand is mounted between studs
- Optional cable containment clip securely attaches to floorstand without hardware
- Patented Marty Mouse™ ears enable boxes to be secured with or without the plaster rings
- Finish: Pre-galvanized



UPC/Part Number	Catalog Number	Box Center Height	Box Qty
782051 52944	<b>BBF15</b>	15" Floorstand	25
782051 52945	<b>BBF18</b>	18" Floorstand	25
782051 52946	<b>BBF24</b>	24" Floorstand	25
782051 52947	<b>BBFC</b>	Cable Containment Clip	25
782051 52948	<b>BBF15C</b>	15" Floorstand with Cable Containment Clip	25
782051 52949	<b>BBF18C</b>	18" Floorstand with Cable Containment Clip	25
782051 52950	<b>BBF24C</b>	24" Floorstand with Cable Containment Clip	25

Patent # 5595362  
#7956285B2




**Notes:** Read safety/installation instruction sheet in packages before use.

# Ruff-IN™ Products

## Double sided box support bracket

- Double sided box support designed for pre-fab installations.
- Unit can be installed on either side of stud without repositioning box or devices
- Patented Marty-Mouse™ ears feature an innovative keyhole pattern to secure outlet box to bracket with or without plaster ring
- Marty-Mouse ears simplify wiring of pre-fab units. Plaster ring can be removed for full access to box contents while box remains in place
- Wider box opening accommodates one or two gang adjustable plaster rings (B1AJ & B2AJ - see pg. 19)
- Enhanced far-side support stands up during drywall installation and outperforms competitor brackets
- Finish: Pre-galvanized



UPC/Part Number	Catalog Number	Stud Size	Box Qty
781011 38645	<b>BB73</b>	3½" & 2½"	50
781011 38717	<b>BB74</b>	4", 3½" & 2½"	50
781011 38759	<b>BB76</b>	6", 5½", 3½", 2½"	25


Patent # 5595362

## Single sided box support brackets


- Improved far-side support prevents box movement in wall cavity
- Adjustable far-side supports designed to help reduce labor
- Brackets may be piggy-backed in series
- Not recommended for pre-installed wiring devices. See BB70 (page 5) for an improved pre-fab assembly solution




UPC/Part Number	Catalog Number	Stud Size	Box Qty
781011 18190	<b>BB4-23</b>	3½" & 2½"	100
781011 18200	<b>BB4-4</b>	4", 3½" & 2½"	100
781011 18202	<b>BB4-6</b>	6", 5½", 3½", 2½"	100



**BB4-23**



**BB4-4**



**BB4-6**

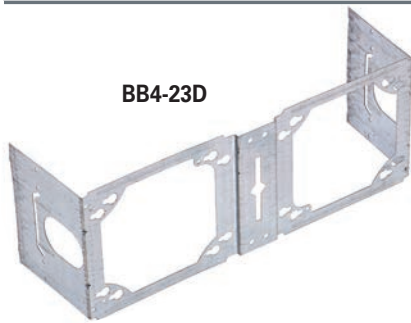
**Notes:** Read safety/installation instruction sheet in packages before use.

## Double sided support brackets


- Improved far-side support prevents box movement in wall cavity
- Adjustable far-side supports designed to help reduce labor
- Ruff-IN™ assemblies available with box, plaster ring and ground wire




UPC/Part Number	Catalog Number	Stud Size	Box Qty
799038 48375	<b>BB4-23D</b>	3 1/2" & 2 1/2"	50
799038 48376	<b>BB4-4D</b>	4", 3 1/2" & 2 1/2"	50
799038 48377	<b>BB4-6D</b>	6", 5 1/2", 3 1/2", 2 1/2"	50



BB4-23D



BB4-4D



BB4-6D

## Box support brackets


- Interlocking wrap-around design provides extra rigidity
- Compatible with 1-gang and 2-gang Rapid Ring™ and adjustable plaster rings (see pages 9 & 10)
- Adjustable for varying stud depths (2 1/2" to 6"); simply bend bracket for 2 1/2", 3 1/2" and 4" depths
- For 5 1/2" depth, snap the BB70E into the next notch on the bracket side
- Integral mounting tabs for attaching plaster rings
- Multiple brackets may be ganged together
- Available factory assembled as part of the Ruff-IN™ pre-fab line with box, mud ring, and ground wire
- Finish: Pre galvanized



UPC/Part Number	Catalog Number	Metal Stud Size	Box Qty
799038 56399	<b>BB70</b>	2 1/2" - 4"	50
799038 56400	<b>BB70E*</b>	5 1/2" - 6"	50

Patent #944236B2

\*BB70E (Sold separately, must be used with BB70)



BB70




Can be used with BBFS-18 (floor stand) See page 8.


**Notes:** Read safety/installation instruction sheet in packages before use.

## Multiple box mounting brackets

- Increased strength and rigidity help withstand the stress of drywall installation
- Supports most US & Canadian boxes and plaster rings 4" SQ. and 4<sup>1</sup>/<sub>16</sub>" SQ
- Compatible with 1-gang and 2-gang Rapid Ring™ and adjustable plaster rings (see pages 9 & 10)
- Available factory assembled as part of the Ruff-IN™ pre-fab line with box(es), mud ring(s), and ground wire(s)
- Finish: pre-galvanized
- Patent pending



BB8-16



BB8-24


UPC/Part Number	Catalog Number	Stud Size	Box Qty
781011 02898	<b>BB8-16</b>	16"	25
781011 02900	<b>BB8-24</b>	24"	25

## Open box support mounting brackets


- Open box support allows for adjustability of box position between studs
- Supports most U.S. and Canadian boxes and/or plaster rings 4" SQ., 4<sup>1</sup>/<sub>16</sub>" SQ., 5" SQ., and multi-gang boxes
- Fits up to 1<sup>1</sup>/<sub>2</sub>" wide studs 16" to 24" on center
- Compatible with Rapid Ring™ & adjustable plaster rings (see pages 9 & 10)
- Field cut to adjust to non-standard stud spacings
- Stamped markings at 1/4", 1/2", and 1" increments to allow the installer to easily locate the desired box position
- Available factory assembled as part of the Ruff-IN pre-fab line with box(es), mud ring(s), and ground wire(s)
- BB7AP alignment plate centers and secures box to the bracket, allows for easy adjustment of box location
- Finish: pre-galvanized
- Patent pending



BB7-16



BB7-24




BB7AP

UPC/Part Number	Catalog Number	Stud Size	Box Qty
781011 45325	<b>BB7-16</b>	16"	25
781011 45328	<b>BB7-24</b>	24"	25
799038 59494	<b>BB7AP</b>		100

Notes: Read safety/installation instruction sheet in packages before use.

## Uni-Mount™ box supports

- Provides a secure box support and features a built-in plaster ring
- Rigid bracket design eliminates the need for far-side support
- Guide tabs ensure alignment on studs
- Ruff-IN™ assemblies available with box, plaster ring and ground wire
- Fire stop pad can be pre-installed in boxes if desired
- Not recommended for pre-installed wiring devices. (See BB70 on page 5 for an improved pre-fab assembly solution)



BB40-10



BB45-08

UPC/Part Number	Catalog Number	Plaster Ring	Box Qty
782051 22768	<b>BB40-08</b>	½" raise	50
782051 22771	<b>BB40-10</b>	⅝" raise	50
782051 22772	<b>BB40-12</b>	¾" raise	50
782051 22773	<b>BB45-08</b>	½" raise	50
782051 22774	<b>BB45-10</b>	⅝" raise	50
782051 22775	<b>BB45-12</b>	¾" raise	50

## Heavy duty box hanger

- Supports octagonal or square boxes on 24" span
- Bendable ends mount 1½" or 2⅛" deep boxes without tools
- Self-centering feature positions box on center
- Includes BA50C4T box mounting clip
- Ultimate static load capacity: 50 lbs. (without dedicated dropwire)
- Static load capacity: 70 lbs. (with dedicated dropwire) 35 lbs. Canada
- Finish: pre-galvanized



BA50



BA50D



BA50A

UPC/Part Number	Catalog Number	Description	Box Qty
781011 96490	<b>BA50</b>	Box Hanger	25
781011 96491	<b>BA50D</b>	Box Hanger for Box with 1½" Extension	25
782051 18460	<b>BA50A</b>	Adjustable Box Hanger for T-Bar	10



**Notes:** Read safety/installation instruction sheet in packages before use.

# Ruff-IN™ Products

## Box mounting bracket accessories

- BBFS-18 floor stand ensures consistent box height and eliminates need to measure for proper install height
- Can be used with BB7, and BB8 brackets (see page 6)
- Finish: pre-galvanized

UPC/Part Number	Catalog Number	Description	Box Qty.
79903851597	<b>BBFS-18</b>	Floor Stand	25



BBFS-18 Installed (Can be used with BB7 or BB8 brackets)

## Floor mounted box support

- See BBF series (see page 3) for a better solution
- Provides support for electrical box from floor track or concrete forms
- 18" length with break-away feature for 12" or 16" box mounting
- Finish: pre-galvanized



UPC/Part Number	Catalog Number	Description	Box Qty.
78101103623	<b>BB-18</b>	Floor Mounted Box Support	50

**BB-18**



**Notes:** Read safety/installation instruction sheet in packages before use.



## Rapid Ring™ self-adjusting box ring

- Self-adjusting to various wall thickness and types of tile
- Easy off/quick release protective plate
- Works with wall thickness up to 2"
- Completely tool-free trim-out phase
- Manufactured in the USA with union-made assemblies
- Fits most standard boxes and B-Line series brackets
- One-source supplier for full line of 1-gang to 4-gang product offerings
- Easy to route around raised surface on the protective plate
- UL Listed




## Box Plate (Includes Protective Plate)



**B1RRP4C** shown

**B3RRP**



**B3RRPC**



**B2RRP5C** shown

**B4RRP**



**B4RRPC**

UPC/Part Number	Catalog Number	Use With	Box Qty
782051 68758	<b>B1RRP4C</b>	1-Gang - 4" Square Electrical Box <sup>1</sup>	25
782051 68760	<b>B1RRP5C</b>	1-Gang - 4 <sup>1</sup> / <sub>16</sub> " Square Electrical Box <sup>1</sup>	25
782051 68759	<b>B2RRP4C</b>	2-Gang - 4" Square Electrical Box <sup>1</sup>	25
782051 68761	<b>B2RRP5C</b>	2-Gang - 4 <sup>1</sup> / <sub>16</sub> " Square Electrical Box <sup>1</sup>	25
782051 68762	<b>B3RRPC</b>	3-Gang - Electrical Box <sup>1,2</sup>	10
782051 68763	<b>B4RRPC</b>	4-Gang - Electrical Box <sup>1,3</sup>	10

Covered by and/or use under one or more of the following U.S. patents: 8,575,484, 8,658,894

<sup>1</sup> Minimum electrical box depth is 2<sup>1</sup>/<sub>8</sub>"


<sup>2</sup> Keyhole knockouts allow use on 2-gang electrical box

<sup>3</sup> Keyhole knockouts allow use on 3-gang electrical box

**Notes:** Read safety/installation instruction sheet in packages before use.

# Ruff-IN™ Products

## Rapid Ring™ sleeve




UPC/Part Number	Catalog Number	Use With	Box Qty
782051 68741	<b>B1RRR</b>	1-Gang - 4" & 4 <sup>1</sup> / <sub>16</sub> " Square Electrical Box <sup>1, 4, 5</sup>	25
782051 68742	<b>B2RRR</b>	2-Gang - 4" & 4 <sup>1</sup> / <sub>16</sub> " Square Electrical Box <sup>1, 4, 5</sup>	25
782051 68743	<b>B3RRR</b>	3-Gang - Electrical Box <sup>1, 4, 5</sup>	10
782051 68744	<b>B4RRR</b>	4-Gang - Electrical Box <sup>1, 4, 5</sup>	10



Covered by and/or use under one or more of the following U.S. patents: 8,575,484, 8,658,894

- <sup>1</sup> Minimum electrical box depth is 2<sup>1</sup>/<sub>8</sub>"
- <sup>4</sup> Wall thickness range: 1/2" minimum to 1<sup>1</sup>/<sub>4</sub>" maximum
- <sup>5</sup> Stop plates included with sleeve

## Rapid Ring™ sleeve extender



UPC/Part Number	Catalog Number	Use With	Box Qty
782051 68745	<b>B1RRE</b>	B1RRR Sleeve <sup>6</sup>	25
782051 68746	<b>B2RRE</b>	B2RRR Sleeve <sup>6</sup>	25
782051 68747	<b>B3RRE</b>	B3RRR Sleeve <sup>6</sup>	10
782051 68748	<b>B4RRE</b>	B4RRR Sleeve <sup>6</sup>	10



Covered by and/or use under one or more of the following U.S. patents: 8,575,484, 8,658,894

- <sup>6</sup> Sleeve extender is an optional accessory to extend maximum wall thickness range to 2" (order separately, mounting hardware included)

**Notes:** Read safety/installation instruction sheet in packages before use.

## Adjustable plaster rings

- Adjustable plaster ring can be used with 4" square, 2 1/8" deep boxes and fits a range of drywall thicknesses
- Plaster ring can be adjusted after sheet rock, mud, or tile is installed without removing the wiring devices
- Helps reduce labor and requirements for multiple products of varying wall thicknesses


B1AJ



B2AJ



B3AJ





UPC/Part Number	Catalog Number	Description	Depth	Box Qty.
799038 75321	<b>B1AJ-1</b>	One Device Adjustable Ring	5/8" - 1 1/4"	25
782051 49200	<b>B1AJ-2</b>	One Device Adjustable Ring	3/4" - 1 1/2"	25
782051 49201	<b>B2AJ</b>	Two Device Adjustable Ring	5/8" - 1 1/2"	25
782051 53426	<b>B3AJ</b>	Three Device Adjustable Ring	3/4" - 1 1/2"	25
782051 53427	<b>BRAJ</b>	Round Device Adjustable Ring	3/4" - 1 1/2"	25

BRAJ



## Firestop pads

- SpecSeal® power shield electrical box inserts are used to protect an electrical box and maintain fire-resistance ratings of wall assemblies when the horizontal separation between metallic boxes on opposite sides of the wall is less than 24"
- The intumescent insert is designed to install inside the box, directly against the back wall
- SpecSeal® power shield expands a minimum of 24 times its original size, when exposed to high temperatures or flames, to quickly seal off the passage of fire and smoke
- Simple to install. SpecSeal® power shields are sized to fit typical outlet boxes and feature an adhesive strip on the back of the pad to ensure adhesion to the back of the electrical box. Installs quickly with no mess/residue
- The low profile design maximizes the area inside the electrical box
- Water resistant - no soluble or hygroscopic ingredients



UPC/Part Number	Catalog Number	Size & Description	Box Qty.
78205149195	<b>EP44</b>	3 3/4" x 3 3/4" x 1/8" for 4" Square Box	20
78205149196	<b>EP45</b>	4 1/2" x 4 1/2" x 1/8" for 4 1/16" Square Box	20

Properties	Electrical Box Inserts
Color:	Red
Weight:	EP44 - 0.08 lbs. (0.036 kg) EP45 - 0.10 lbs. (0.045 kg)
Volume:	EP44 - 1.75 cu in. (28.8 cu cm.) EP45 - 2.50 cu in. (41.0 cu cm.)
Expansion Begins:	350°F (177°C)
Expansion Range:	350°F to >1000°F (177°C - 537°C)
Volume Expansion:	16 to 24X (free expansion)
In Service Temperature:	<130°F (54°C)
Oven Aging:	No Change (60°C)*
Humidity Exposure:	No Change (60°C, 98% R.H.)*
Shelf Life:	No Limit
STC Rating:	64




\* Evaluation of physical properties and total expansion.  
 †SpecSeal® is a registered trademark of Specified Technologies Inc.

Notes: Read safety/installation instruction sheet in packages before use.

# Ruff-IN™ Products

## BB2TSC Series

- Box assembly comes with box mounting clip attached
- BB2TSC boxes can be field mounted, in the proper location, to telescoping brackets by snapping the box mounting clip (on the back of the box assembly) over the installed bracket
- Telescoping brackets can be purchased separately (see page 2)
























Back of box assembly

### Assembly part number & components

Assembly	Plaster Ring Type	Mounting Clip	Box Type
<b>BB2TSC-1104DA</b> 	1 Gang $\frac{5}{8}$ " Plaster Ring 	Box Mounting Clip 	4" Square 2 $\frac{1}{2}$ " Deep Box Stranded Ground 
<b>BB2TSC-1204DA</b> 	1 Gang $\frac{1}{4}$ " Plaster Ring 	Box Mounting Clip 	4" Square 2 $\frac{1}{2}$ " Deep Box Stranded Ground 

Notes: Read safety/installation instruction sheet in packages before use.

## Assembly part number & components - cont.






Assembly	Plaster Ring Type	Mounting Clip	Box Type
<b>BB2TSC-1AJ4DA</b> 	1 Gang Adjustable Plaster Ring 	Box Mounting Clip 	4" Square 2 1/8" Deep Box Stranded Ground 
<b>BB2TSC-1RR4DA</b> 	1 Gang Rapid Ring 	Box Mounting Clip 	4" Square 2 1/8" Deep Box Stranded Ground 
<b>BB2TSC-2104DA</b> 	2 Gang 5/8" Plaster Ring 	Box Mounting Clip 	4" Square 2 1/8" Deep Box Stranded Ground 
<b>BB2TSC-2204DA</b> 	2 Gang 1 1/4" Plaster Ring 	Box Mounting Clip 	4" Square 2 1/8" Deep Box Stranded Ground 
<b>BB2TSC-2AJ4DA</b> 	2 Gang Adjustable Plaster Ring 	Box Mounting Clip 	4" Square 2 1/8" Deep Box Stranded Ground 
<b>BB2TSC-2RR5DA</b> 	2 Gang Rapid Ring 	Box Mounting Clip 	4 1/8" Square 2 1/8" Deep Box Stranded Ground 

**Notes:** Read safety/installation instruction sheet in packages before use.









# Ruff-IN™ Products

## BB816 Series

- Increased strength and rigidity help withstand the stress of stress of drywall installation
- Assemblies shipped with box installed on left side of bracket, as shown below, unless otherwise specified






### Assembly part number & components

Assembly	Plaster Ring Type	Bracket	Box Type
<b>BB816-104DA-1-X-X</b> 	1 Gang 3/8" Plaster Ring 	16" 3-Hole Position Bracket 	4" Square 2 1/8" Deep Box Stranded Ground 
<b>BB816-204DA-1-X-X</b> 	1 Gang 1/4" Plaster Ring 	16" 3-Hole Position Bracket 	4" Square 2 1/8" Deep Box Stranded Ground 

Notes: Read safety/installation instruction sheet in packages before use.

## Assembly part number & components - cont.


Assembly	Plaster Ring Type	Bracket	Box Type
<b>BB816-AJ4DA-1-X-X</b> 	1 Gang Adjustable Plaster Ring 	16" 3-Hole Position Bracket 	4" Square 2½" Deep Box Stranded Ground 
<b>BB816-RR4DA-1-X-X</b> 	1 Gang Rapid Ring 	16" 3-Hole Position Bracket 	4" Square 2½" Deep Box Stranded Ground 
<b>BB816-104DA-2-X-X</b> 	2 Gang ⅝" Plaster Ring 	16" 3-Hole Position Bracket 	4" Square 2½" Deep Box Stranded Ground 
<b>BB816-204DA-2-X-X</b> 	2 Gang 1¼" Plaster Ring 	16" 3-Hole Position Bracket 	4" Square 2½" Deep Box Stranded Ground 
<b>BB816-AJ4DA-2-X-X</b> 	2 Gang Adjustable Plaster Ring 	16" 3-Hole Position Bracket 	4" Square 2½" Deep Box Stranded Ground 
<b>BB816-RR5DA-2-X-X</b> 	2 Gang Rapid Ring 	16" 3-Hole Position Bracket 	4½" Square 2½" Deep Box Stranded Ground 

Notes: Read safety/installation instruction sheet in packages before use.











# Ruff-IN™ Products

## BB716 Series

- Increased strength and rigidity help withstand the stress of drywall installation
- Assemblies shipped with box installed on left side of bracket, as shown below, unless otherwise specified.
- Assemblies include BB7AP alignment plate for easy adjustment of box location































### Assembly part number & components

Assembly	Plaster Ring Type	Bracket	Alignment Plate	Box Type
<b>BB716-104DA-1-X-X</b> 	1 Gang 5/8" Plaster Ring 	16" Open Box Mounting Bracket 	BB7AP 	4" Square 2 1/2" Deep Box Stranded Ground 
<b>BB716-204DA-1-X-X</b> 	1 Gang 1 1/4" Plaster Ring 	16" Open Box Mounting Bracket 	BB7AP 	4" Square 2 1/2" Deep Box Stranded Ground 

Notes: Read safety/installation instruction sheet in packages before use.



## Assembly part number & components - cont.



Assembly	Plaster Ring Type	Bracket	Alignment Plate	Box Type
<b>BB716-AJ4DA-1-X-X</b> 	1 Gang Adjustable Plaster Ring 	16" Open Box Mounting Bracket 	BB7AP 	4" Square 2 1/8" Deep Box Stranded Ground 
<b>BB716-RR4DA-1-X-X</b> 	1 Gang Rapid Ring 	16" Open Box Mounting Bracket 	BB7AP 	4" Square 2 1/8" Deep Box Stranded Ground 
<b>BB716-104DA-2-X-X</b> 	2 Gang 5/8" Plaster Ring 	16" Open Box Mounting Bracket 	BB7AP 	4" Square 2 1/8" Deep Box Stranded Ground 
<b>BB716-204DA-2-X-X</b> 	2 Gang 1 1/4" Plaster Ring 	16" Open Box Mounting Bracket 	BB7AP 	4" Square 2 1/8" Deep Box Stranded Ground 
<b>BB716-AJ4DA-2-X-X</b> 	2 Gang Adjustable Plaster Ring 	16" Open Box Mounting Bracket 	BB7AP 	4" Square 2 1/8" Deep Box Stranded Ground 
<b>BB716-RR5DA-2-X-X</b> 	2 Gang Rapid Ring 	16" Open Box Mounting Bracket 	BB7AP 	4 1/16" Square 2 1/8" Deep Box Stranded Ground 

**Notes:** Read safety/installation instruction sheet in packages before use.









# Ruff-IN™ Products

## BB70 Series

- Interlocking wrap-around design provides extra rigidity
- Bracket pre-assembled at 3<sup>5</sup>/<sub>8</sub>", back tabs can be folded out for 4", purchase BB70E as add on for 5<sup>1</sup>/<sub>2</sub>" and 6" stud spacing options
- Multiple brackets may be ganged together



























### Assembly part number & components

Assembly	Plaster Ring Type	Bracket	Box Type
<b>BB70-358-1104DA</b> 	1 Gang 3/8" Plaster Ring 	Stud Mount Bracket - 3 <sup>5</sup> / <sub>8</sub> " Stud Depth 	4" Square 2 <sup>1</sup> / <sub>2</sub> " Deep Box Stranded Ground 
<b>BB70-358-1204DA</b> 	1 Gang 1/4" Plaster Ring 	Stud Mount Bracket - 3 <sup>5</sup> / <sub>8</sub> " Stud Depth 	4" Square 2 <sup>1</sup> / <sub>2</sub> " Deep Box Stranded Ground 

Notes: Read safety/installation instruction sheet in packages before use.

## Assembly part number & components - cont.

Assembly	Plaster Ring Type	Bracket	Box Type
<b>BB70-358-1AJ4DA</b> 	1 Gang Adjustable Plaster Ring 	Stud Mount Bracket - 3/8" Stud Depth 	4" Square 2 1/8" Deep Box Stranded Ground 
<b>BB70-358-1RR4DA</b> 	1 Gang Rapid Ring 	Stud Mount Bracket - 3/8" Stud Depth 	4" Square 2 1/8" Deep Box Stranded Ground 
<b>BB70-358-2104DA</b> 	2 Gang 3/8" Plaster Ring 	Stud Mount Bracket - 3/8" Stud Depth 	4" Square 2 1/8" Deep Box Stranded Ground 
<b>BB70-358-2204DA</b> 	2 Gang 1 1/4" Plaster Ring 	Stud Mount Bracket - 3/8" Stud Depth 	4" Square 2 1/8" Deep Box Stranded Ground 
<b>BB70-358-2AJ4DA</b> 	2 Gang Adjustable Plaster Ring 	Stud Mount Bracket - 3/8" Stud Depth 	4" Square 2 1/8" Deep Box Stranded Ground 
<b>BB70-358-2RR5DA</b> 	2 Gang Rapid Ring 	Stud Mount Bracket - 3/8" Stud Depth 	4 1/16" Square 2 1/8" Deep Box Stranded Ground 

**Notes:** Read safety/installation instruction sheet in packages before use.

## Metal protector plates

- Protects box contents from drywall mud, paint and debris
- Protector plates provided with all wiring device assemblies
- Can be installed on plaster rings with or without pre-installed wiring devices
- Helps protect pre-installed wiring devices from damage during drywall installation
- Design transmits force of drywall installation to the plaster ring - not the wiring device
- Domed plate for toggle switches allows for clearance between the plate and switch, and helps eliminate scratching of the devices
- Two protector plates are required for two device plaster rings

**BPS1**



**BPS2**



**BPR1**



**BPR2**



UPC/Part Number	Catalog Number	Devices	Plaster Ring Style	Box Qty.
782051 49197	<b>BPR1</b>	Receptacles, GFCI, Decorator, None	One Device	50
782051 38937	<b>BPS1</b>	Toggle Switches	One Device	50
782051 49199	<b>BPR2</b>	Receptacles, GFCI, Decorator, None	Two Device	50
782051 38938	<b>BPS2</b>	Toggle Switches	Two Device	50

**Notes:** Read safety/installation instruction sheet in packages before use.

## Conduit quick caps & spacers

- Helps eliminate the time consuming method of duct taping conduit stubs
- Properly space conduit for any 4" square box
- Quick caps maintain spacing and help keep conduit free from dirt and debris
- Quick spacers are designed to separate and secure conduit during concrete pours
- Quick anchor spacers are designed to separate and secure conduit with rod anchor hole during concrete pours
- New EMT sizes now available



BCS & BES  
Conduit  
Spacers



BCS-C  
&  
BES-C  
Conduit  
Caps



BCS-AS  
Anchor  
Spacers

UPC/Part Number	Catalog Number	Conduit Size	Box Qty.
782051 22356	<b>BCS-8</b>	½" Rigid Conduit	50
782051 40057	<b>BES-8</b>	½" EMT Conduit	50
782051 22357	<b>BCS-12</b>	¾" Rigid Conduit	50
782051 40058	<b>BES-12</b>	¾" EMT Conduit	50
782051 22358	<b>BCS-16</b>	1" Rigid Conduit	50
782051 40059	<b>BES-16</b>	1" EMT Conduit	50
782051 22359	<b>BCS-8C</b>	½" Rigid Conduit	50
782051 40060	<b>BES-8C</b>	½" EMT Conduit	50
782051 22361	<b>BCS-12C</b>	¾" Rigid Conduit	50
782051 40061	<b>BES-12C</b>	¾" EMT Conduit	50
782051 22362	<b>BCS-16C</b>	1" Rigid Conduit	50
782051 40062	<b>BES-16C</b>	1" EMT Conduit	50
799038 55808	<b>BCS-12AS</b>	¾" Rigid Conduit	50
799038 55809	<b>BCS-16AS</b>	1" Rigid Conduit	25

Patent #5896892

**Notes:** Read safety/installation instruction sheet in packages before use.

## Concrete box clamp

- Secures electrical boxes in concrete block
- Quickly installs with no tools required
- Works for single or double gang boxes
- Completely re-usable
- Able to be used with flush mount rings or penetrating rings when block wall will be covered

UPC/Part Number	Catalog Number	Description	Box Qty.
79903863423	BB-4SCBC	Concrete Box Clamp	25




## Cable support

- Can be push mounted to stud for positioning
- Stiffening ribs and more material for rigid design
- Zip tie locking tab allows trouble-free securing of cables
- Attaches to stud using only one screw
- Allows cables to be positioned a minimum of 1¼" from face of stud as required by NEC Article 300.4(D)

UPC/Part Number	Catalog Number	Description	Box Qty.
79903843761	BRC6M	Cable Support	100

Note: Canadian applications are limited to wood studs only.

Cable Type	Size	Cable Capacity
Non-Metallic Cable (NM)	14/2, 14/3, 12/2, 12/3, 10/2, 10/3, 8/2 with ground	8
	8/3, 6/2 with ground	6
Metal Clad Cable (MC)	14/2, 14/3, 14/4, 12/2, 12/3, 12/4, 10/2 with ground	6
	10/3, 10/4 with ground	5
Armored Cable (AC)	14/2, 14/3, 14/4, 12/2, 12/3, 12/4, 10/2 with ground	6
	10/3, 10/4 with ground	5
Flexible Cable (BX)	5/16"	6
	3/8"	5



Push support onto stud



Support stays mounted to stud while securely attached with one screw



Insert cables to be secured



Once cables are inserted, wrap zip-tie around the end of the support to secure the cables

**Notes:** Read safety/installation instruction sheet in packages before use.




## Cable support

- For use on wood or metal stud
- Allows cables to be positioned a minimum of 1¼" from face of stud as required by NEC Article 300.4(D)



UPC/Part Number	Catalog Number	Description	Box Qty.
79903862843	<b>BRCJ</b>	Cable Support	100

Surface	Cable Type	Size	Cable Capacity
Wood	Non-Metallic	14-2, 12-2, 10-2, 14-3, 12-3, 10-3 w/ground	Max 6
	Non-Metallic	8-2, 6-2 w/ground	Max 4
Metal Stud	Metal Clad (MC)	14-2, 12-2, 10-2, 14-3, 12-3, 10-3, 14-4, 12-4, 10-4 w/ground	Max 4
Furring Strip & Hat Channel	Armored Cable (AC)	12-2, 10-2, 8-2, 14-3, 12-3, 10-3, 14-4, 12-4, 10-4 w/ground	Max 4
Furring Strip & Hat Channel	Flexible Conduit (BX)	5/16" & 3/8"	Max 4
Metal Stud (Canada only)	Non-Metallic Sheathed Cable	14-2, 12-2, 10-2, 14-3, 12-3, 10-3 w/ground	Max 4



**Notes:** Read safety/installation instruction sheet in packages before use.

Eaton reserves the right to make changes to the specifications, materials, equipment, prices, or the availability of products at any time without prior notice. While every effort has been made to assure the accuracy of information contained in this catalog at the time of publication, we cannot accept responsibility for inaccuracies resulting from undetected errors or omissions.

**For more information or for support  
contact [Eaton.com/b-lineseries](http://Eaton.com/b-lineseries)**

**Our U.S. Customer Service Center is staffed Monday through Friday from 7 a.m. to 5 p.m.  
Central Standard Time.**

**United States**  
509 West Monroe Street  
Highland, IL 62249  
United States  
800-851-7415  
[www.Eaton.com/b-lineseries](http://www.Eaton.com/b-lineseries)

**Canada**  
Eaton  
5925 McLaughlin Road  
Mississauga, ON L5R 1B8  
Canada  
800-569-3660  
[www.cooperblineline.com/contactca](http://www.cooperblineline.com/contactca)

**Eaton**  
1000 Eaton Boulevard  
Cleveland, OH 44122  
United States  
[Eaton.com](http://Eaton.com)

© 2017 Eaton  
All Rights Reserved  
Printed in USA  
Publication No. CA306001EN  
April 2018 RUFFIN-18

**B-Line Division**  
509 West Monroe Street  
Highland, IL 62249  
Phone: 800-851-7415  
United States  
[Eaton.com/blineseries](http://Eaton.com/blineseries)

Eaton is a registered trademark.  
All other trademarks are property  
of their respective owners.



Follow us on social media to get the  
latest product and support information.

