

5 ways to save and reduce complexity with

# Eaton B-Line series Conduit Trapeze Support

# 5 ways to save and reduce complexity with Eaton's B-Line series Conduit Trapeze Support

# 5

## Feed through design

Lower total installed cost solution with up to 50% savings on installation time



[Eaton.com/conduit-support](https://www.eaton.com/conduit-support)

# 4

## Fewer components required

Up to 75% part reduction. Eliminates the need for conduit clamps at every support location; assembly does not require washers at the hanger locations (sized for  $\frac{3}{8}$ " and  $\frac{1}{2}$ " ATR bolts)



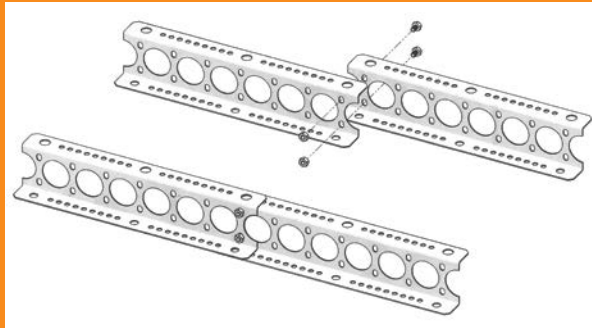
[Eaton.com/conduit-support](http://Eaton.com/conduit-support)




# 3

## Versatility in the field


Conduit trapeze support can be spliced or tiered together to accommodate various spacing requirements & configurations; also, attach accessories to top and bottom using repeating hole pattern



Splice end to end



Overhang / cantilever



Double tiered

[Eaton.com/conduit-support](http://Eaton.com/conduit-support)

# 5 ways to save and reduce complexity with Eaton's B-Line series Conduit Trapeze Support

# 2

**Space savings**  
**Can attach directly to decking;**  
**takes up less space than with strut**





[Eaton.com/conduit-support](http://Eaton.com/conduit-support)

# 5 ways to save and reduce complexity with Eaton's B-Line series Conduit Trapeze Support

# 1

## Stock item

**Buy today, ship tomorrow; common sizes in stock (10 days or less lead time on MTO)**



[Eaton.com/conduit-support](https://www.eaton.com/conduit-support)



*Powering Business Worldwide*

[Eaton.com/conduit-support](https://www.eaton.com/conduit-support)