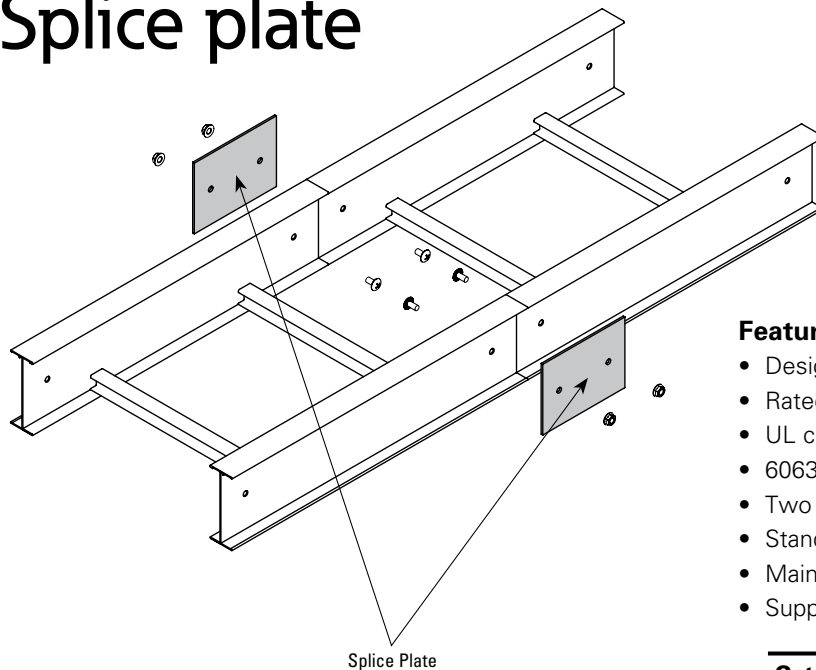


KwikSplice™ cable tray system

Splice plate

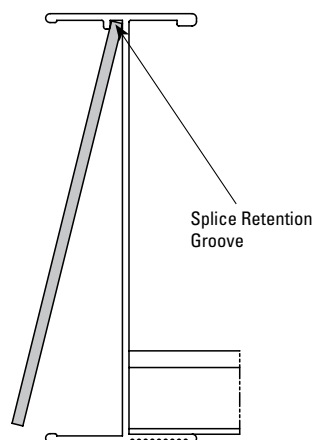


Features & Benefits

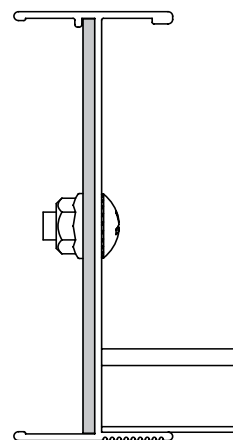
- Designed for KwikSplice cable tray system
- Rated for NEMA 12A and 12B load classes
- UL classified
- 6063-T6 copper free aluminum
- Two bolt connection
- Standardized ¼" hardware included
- Maintains structural integrity
- Supplied with straight sections and fittings

Catalog #	Side Rail Height
KS4A-SSP	4"
KS5A-SSP	5"
KS6A-SSP	6"

- 1** Engage top of splice plate into splice retention groove on cable tray side rail.



- 2** Fully engage splice plate against side rail. Place (2) ¼" bolts through splice holes as shown. Install and torque nuts to 8 ft-lbs.



Eaton
1000 Eaton Boulevard
Cleveland, OH 44122
United States
Eaton.com

© 2014 Eaton
All Rights Reserved
Printed in USA
Publication No. CTIS-18
September 2014

Eaton's B-Line Business
509 West Monroe Street
Highland, IL 62249
United States
Phone: 800-851-7415

www.cooperline.com/contactus

B-Line
by **EATON**

Eaton is a registered trademark.

All other trademarks are property of their respective owners.