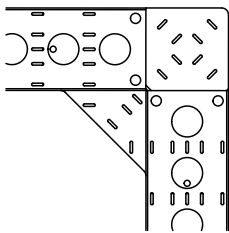
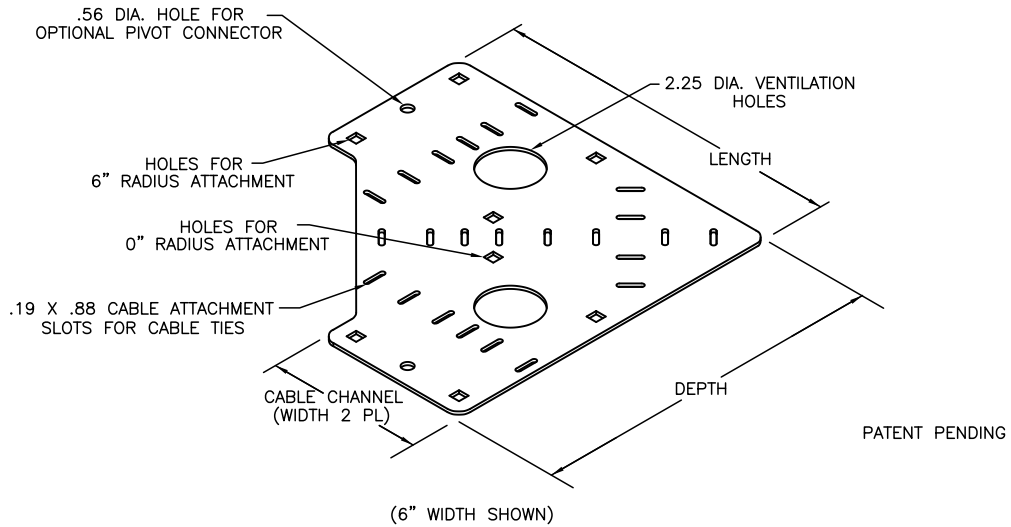
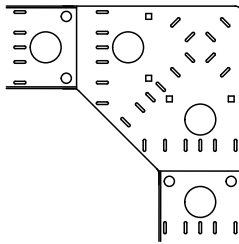


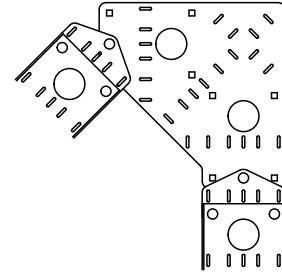
CABLE CHANNEL 0" & 6" RADIUS 90° HORIZONTAL BEND CONNECTOR



0" RADIUS
ATTACHMENT
(6" WIDTH SHOWN)



6" RADIUS
ATTACHMENT
(6" WIDTH SHOWN)



OPTIONAL PIVOT
CONNECTOR ATTACHMENT
(6" WIDTH SHOWN)

- 90° HORIZONTAL BEND CONNECTOR IS DESIGNED TO ATTACH CABLE CHANNEL IN EITHER A 0" OR 6" RADIUS CONFIGURATION.

- ATTACHMENT HARDWARE IS INCLUDED.

- MATERIAL

ALUMINUM: 5052 - H32, .125 THICK
STEEL: ASTM A570 GR. 33, 14 GA.

- FINISH

HOT-DIP GALVANIZED: ASTM A123

- PART NUMBERS FOR OPTIONAL PIVOT CONNECTORS:

3" WIDTH - *CC-03-PC

4" WIDTH - *CC-04-PC

6" WIDTH - *CC-06-PC

* = A -ALUMINUM

G - HOT DIP GALVANIZED STEEL

SS4 - 304 STAINLESS STEEL

SS6 - 316 STAINLESS STEEL

PART NUMBER	CABLE CHANNEL WIDTH	LENGTH	DEPTH
*CC-03-90HC060	3.00	10.50	10.50
*CC-04-90HC060	4.00	11.50	11.50
*CC-06-90HC060	6.00	13.50	13.50

* = A -ALUMINUM

G - HOT DIP GALVANIZED STEEL

SS4 - 304 STAINLESS STEEL

SS6 - 316 STAINLESS STEEL



EATON, B-LINE DIVISION
509 WEST MONROE STREET
HIGHLAND, ILLINOIS 62249-0326
PHONE (618) 654-2184
FAX (618) 654-5499

TITLE:
CABLE CHANNEL 0" & 6" RADIUS
90° HORIZONTAL BEND CONNECTOR

EQUIPMENT FURNISHED HAS BEEN FABRICATED
IN ACCORDANCE WITH THIS DRAWING.

THIS DRAWING AND/OR THE TECHNICAL INFORMATION CONTAINED HEREON IS THE PROPERTY OF EATON CORPORATION ("EATON"), AND IS ISSUED IN CONFIDENCE FOR EATON ENGINEERING PURPOSES ONLY AND MAY NOT BE REPRODUCED OR USED FOR ANY PURPOSE WHATSOEVER WITHOUT THE EXPRESS WRITTEN PERMISSION OF EATON TO THE USER. THIS DRAWING AND/OR TECHNICAL INFORMATION IS THE PROPERTY OF EATON AND IS LOANED FOR MUTUAL ASSISTANCE, TO BE RETURNED WHEN ITS INTENDED PURPOSE HAS BEEN SERVED.

PRODUCT DWG. NO'S:

7819

SHEET OF

DRAWN BY: TJC

DRAWING NO.
S00007819

DATE: 7/23/96