

Mounting Hardware & Supports

Eaton's B-Line series is a leading manufacturer of high quality support systems for the data communications and from all threaded rod to U, V and J bolts and more, Eaton offers a complete line of hardware to help complete a professional installation.

Material:	Type	Specification
	Steel	ASTM A307 and SAE J429
	Silicon Bronze (BR)	ASTM F468

Finishes:		
	- Zinc Plated (ZN)	ASTM B633
	- Yellow Zinc (YZ)	ASTM B633
	- Black Zinc (BZ)	ASTM B633



(ZN)
Zinc Plated



(YZ)
Yellow Zinc




(BZ)
Black Zinc

Mounting Hardware & Supports

All Threaded Drop Rod

- Rolled threads for added strength
- Loading Capacity (Safety Factor of 5)
 - $\frac{3}{8}$ "-16 = 610 lbs. (2.71 kN)
 - $\frac{1}{2}$ "-13 = 1130 lbs. (5.02 kN)
 - $\frac{5}{8}$ "-11 = 1810 lbs. (8.05 kN)
- Sold per 100 ft. (30.5m)
- Material: ASTM A307 Gr. A steel
- Finish: Yellow zinc (YZN)
 - (Other finishes available upon request)

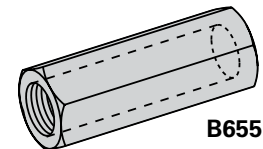


Part Number	Rod Length		Weight Per Rod	
	In.	(mm)	Lbs.	(kg)
$\frac{3}{8}$"-16 Thread Size				
ATR$\frac{3}{8}$x12YZN	12"	(305)	0.3	(0.13)
ATR$\frac{3}{8}$x36YZN	36"	(914)	0.9	(0.41)
ATR$\frac{3}{8}$x72YZN	72"	(1829)	1.9	(0.86)
ATR$\frac{3}{8}$x120YZN	120"	(3048)	3.1	(1.40)
ATR$\frac{3}{8}$x144YZN	144"	(3657)	3.8	(1.72)
$\frac{1}{2}$"-13 Thread Size				
ATR$\frac{1}{2}$x12YZN	12"	(305)	0.6	(0.27)
ATR$\frac{1}{2}$x36YZN	36"	(914)	1.8	(0.81)
ATR$\frac{1}{2}$x72YZN	72"	(1829)	3.6	(1.63)
ATR$\frac{1}{2}$x120YZN	120"	(3048)	6.0	(2.72)
ATR$\frac{1}{2}$x144YZN	144"	(3657)	7.2	(3.26)
$\frac{5}{8}$"-11 Thread Size				
ATR$\frac{5}{8}$x12YZN	12"	(305)	1.0	(0.45)
ATR$\frac{5}{8}$x36YZN	36"	(914)	3.0	(1.36)
ATR$\frac{5}{8}$x72YZN	72"	(1829)	6.0	(2.72)
ATR$\frac{5}{8}$x120YZN	120"	(3048)	10.0	(4.53)
ATR$\frac{5}{8}$x144YZN	144"	(3657)	12.0	(5.44)

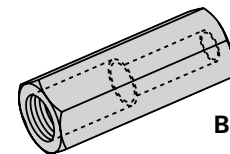
Threaded Rod Coupling

- Material: ASTM A307 Gr. A steel
- Finish: Clear zinc (ZN)

Part Number	Thread Size	Coupling Length		Weight	
		In.	(mm)	Lbs.	(kg)
B655-$\frac{3}{8}$	$\frac{3}{8}$ "-16	1 $\frac{1}{8}$ "	(28)	0.02	(0.01)
B656-$\frac{1}{8}$ x $\frac{3}{8}$	$\frac{3}{8}$ "-16 & $\frac{1}{8}$ "-13	1 $\frac{1}{8}$ "	(32)	0.07	(0.03)
B655-$\frac{1}{8}$	$\frac{1}{8}$ "-13	1 $\frac{3}{8}$ "	(44)	0.11	(0.05)
B655-$\frac{5}{8}$	$\frac{5}{8}$ "-11	2 $\frac{1}{8}$ "	(54)	0.18	(0.08)
B656-$\frac{5}{8}$ x $\frac{1}{8}$	$\frac{1}{8}$ "-13 & $\frac{5}{8}$ "-11	1 $\frac{1}{8}$ "	(32)	0.14	(0.06)



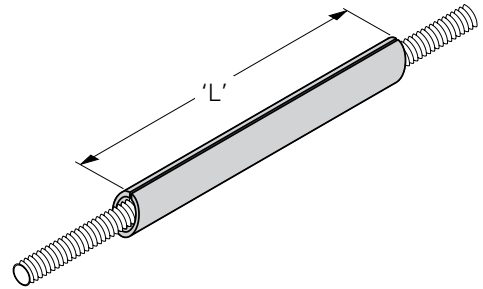
B655



B656

Threaded Rod Protector

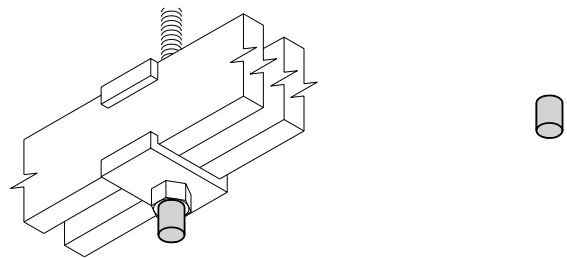
- Use to protect cabling from the all threaded rod
- UL-94 VO material for flame resistance
- Material: PVC
- Finish Color: Gray



Part Number	Thread Size	'L'		Weight	
		In.	(mm)	Lbs.	(kg)
SB301½x8	½"-13	8"	(203)	0.03	(0.01)
SB301⅝x8	⅝"-11	8"	(203)	0.04	(0.02)
SB301½x72	½"-13	72"	(1829)	0.23	(0.10)
SB301⅝x72	⅝"-11	72"	(1829)	0.32	(0.14)

Threaded Rod End Cap

- Use to provide a protective covering for exposed threads on threaded rods, cap screws, etc
- Sold in packages of 10
- Material: Polyethylene
- Finish Color: Yellow



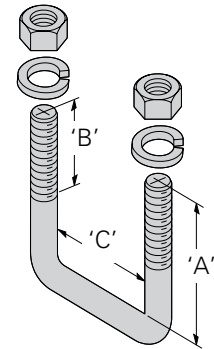
Part Number	Hardware Size	Weight per Package	
		Lbs.	(kg)
SB300B	⅜"-16	0.04	(0.018)
SB300C	½"-13	0.05	(0.022)
SB300D	⅝"-11	0.06	(0.027)

Mounting Hardware & Supports

"U" Bolt

- Includes: hardware shown
- Material: SAE J429 steel
- Finish___: Black zinc (BZ) or Yellow zinc (YZ)
Other finishes are available upon request

Part Number	'A'		'B'		'C'		Thread Size	Weight Per 100	
	In.	(mm)	In.	(mm)	In.	(mm)		Lbs.	(kg)
SB1001A__	3"	(76)	1 1/4"	(32)	3 1/8"	(79)	1/2"-13	18	(8.1)
SB1001B__	4 1/2"	(114)	1 1/2"	(38)	3 1/8"	(79)	1/2"-13	23	(10.4)
SB1001E__	5 1/2"	(140)	1 1/2"	(38)	1 9/32"	(40)	3/8"-16	34	(15.4)
SB1001M__	5"	(127)	1 1/2"	(38)	4 1/8"	(105)	1/2"-13	75	(34.0)
SB1001S__	5"	(127)	1"	(25)	5 1/4"	(133)	1/2"-13	84	(38.1)
SB1001U__	4"	(101)	1"	(25)	1 9/16"	(39)	1/2"-13	54	(24.5)

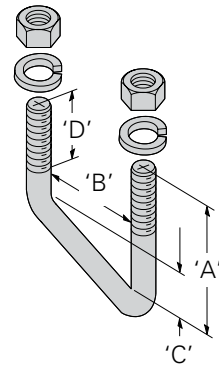


Specify part number and finish when ordering.

"V" Bolt

- Designed for use with angle iron
- Includes: hardware shown
- Material: SAE J429 steel
- Finish___: Black zinc (BZ) or Yellow zinc (YZ)
Other finishes are available upon request

Part Number	'A'		'B'		'C'		'D'		Thread Size	Weight Per 100	
	In.	(mm)	In.	(mm)	In.	(mm)	In.	(mm)		Lbs.	(kg)
SB100203A__	3"	(76)	2 1/16"	(52)	1 1/8"	(28)	1 1/4"	(32)	3/8"-16	21	(9.5)
SB100203B__	4"	(101)	2 1/16"	(52)	1 1/8"	(28)	1 1/2"	(32)	3/8"-16	26	(11.8)
SB100203C__	6"	(152)	2 1/16"	(52)	1 1/8"	(28)	1 1/2"	(32)	3/8"-16	36	(16.3)
SB100204B__	3"	(76)	2 1/8"	(54)	2"	(51)	1 3/16"	(20)	1/2"-13	44	(19.9)
SB100204D__	4"	(101)	2 1/8"	(54)	2"	(51)	1 1/2"	(32)	1/2"-13	52	(23.6)
SB100204G__	5"	(127)	2 1/8"	(54)	2"	(51)	2"	(51)	1/2"-13	62	(28.1)
SB100204H__	6"	(152)	2 1/8"	(54)	2"	(51)	2"	(51)	1/2"-13	71	(32.2)

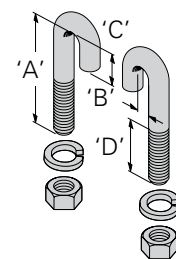


Specify part number and finish when ordering.

"J" Bolt

- Includes: hardware shown
- Material: SAE J429 steel
- Finish___: Black zinc (BZ) or Yellow zinc (YZ)
Other finishes are available upon request

Part Number	'A'		'B'		'C'		'D'		Thread Size	Weight Per 100	
	In.	(mm)	In.	(mm)	In.	(mm)	In.	(mm)		Lbs.	(kg)
SB1003A__	2"	(51)	1/4"	(6)	1/2"	(13)	1"	(25)	5/16"-18	13	(5.9)
SB1003F__	4 1/4"	(108)	1/2"	(13)	3/4"	(19)	1 1/4"	(32)	3/8"-16	31	(14.0)
SB1003G__	3 1/2"	(89)	1 3/16"	(20)	3/4"	(19)	1 1/4"	(32)	5/16"-18	20	(9.1)
SB1003J__	2 3/4"	(28)	7/16"	(11)	3/4"	(19)	1 1/4"	(25)	5/16"-18	16	(7.2)
SB1003K__	5"	(127)	1/2"	(13)	3/4"	(19)	1 1/4"	(32)	5/16"-18	25	(11.3)
SB1003M__	3 3/4"	(95)	7/16"	(11)	3/4"	(19)	1 1/4"	(32)	5/16"-18	20	(9.1)

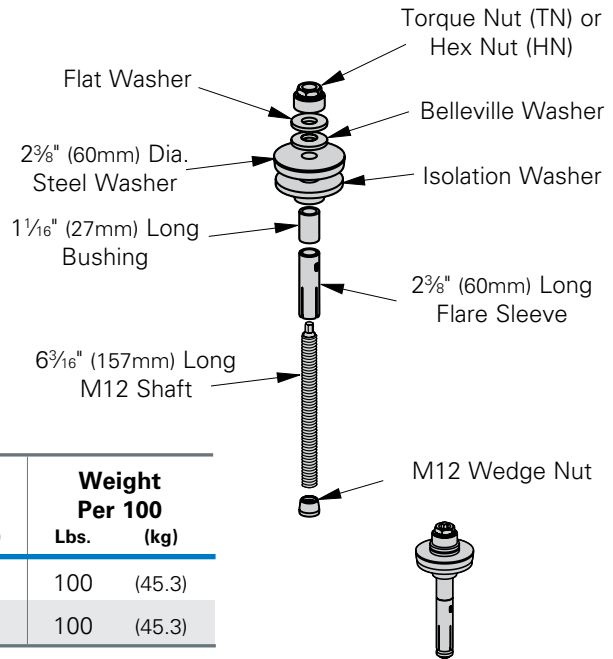


Specify part number and finish when ordering.

Mounting Hardware & Supports

Isolated Seismic Anchors

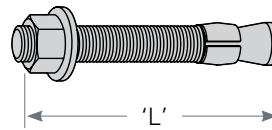
- For use in concrete in seismic applications
- Complies with all NEBS GR-63-CORE requirements
- Loading: 2700 Lbs (12.0kN) pull-out load with safety factor of 3
- Material: Steel anchor & hardware with isolation washer
- Finish: Yellow zinc (YZN)



Part Number	Overall Length		Hole Size		Weight Per 100	
	In.	(mm)	In.	(mm)	Lbs.	(kg)
ASSAM12157TN	6 ³ / ₁₆ "	(157)	1 ¹ / ₁₆ "	(17)	100	(45.3)
ASSAM12157HN	6 ³ / ₁₆ "	(157)	1 ¹ / ₁₆ "	(17)	100	(45.3)

Wedge Anchors

- For use in concrete or stone
- Material: steel with stainless steel clip
- Finish: Clear zinc (ZN)



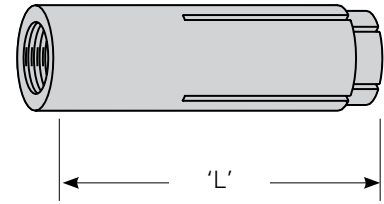
Part Number	Thread Size	'L' Length		Hole Size		Weight Per 100	
		In.	(mm)	In.	(mm)	Lbs.	(kg)
AWA-25-225	1/4"-20	2 1/4"	(57)	1/4"	(6)	3.7	(1.7)
AWA-37-275-BLT	3/8"-16	2 3/4"	(70)	3/8"	(19)	18.8	(8.5)
AWA-50-275	1/2"-13	2 3/4"	(70)	1/2"	(13)	18.8	(8.5)
AWA-50-375	1/2"-13	3 3/4"	(95)	1/2"	(13)	23.6	(10.7)
AWA-62-350	5/8"-11	3 1/2"	(89)	5/8"	(16)	36.0	(16.3)

* Includes an additional 3/8" fender washer.

Mounting Hardware & Supports

Drop-In Anchors

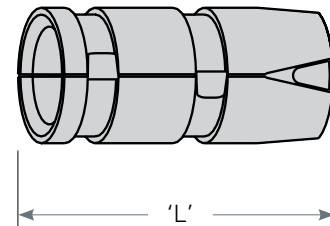
- For use in concrete or stone
- Use with machine screw, bolt, or threaded rod
- Material: Zamac #3 alloy



Part Number	Thread Size	'L' Length		Thread Depth		Hole Size		Weight Per 100	
		In.	(mm)	In.	(mm)	In.	(mm)	Lbs.	(kg)
ADI-37	3/8"-16	1 9/16"	(40)	5/8"	(16)	1/2"	(13)	3.2	(1.4)
ADI-50	1/2"-13	2"	(51)	1 3/16"	(20)	5/8"	(16)	5.8	(2.6)
ADI-62	5/8"-11	2 1/2"	(64)	1 3/16"	(30)	7/8"	(22)	8.0	(3.6)
ADI-75	3/4"-10	3 1/8"	(79)	1 3/16"	(30)	1"	(25)	12.5	(5.7)

Single Expansion Anchors

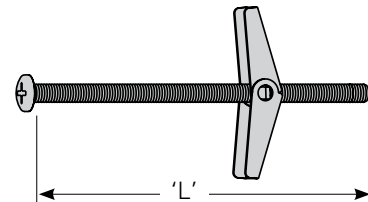
- For use in concrete, block, brick, or stone
- Use with machine screw or bolt
- Material: Zamac #3 alloy



Part Number	Thread Size	'L' Length		Hole Size	Weight Per 100	
		In.	(mm)		Lbs.	(kg)
ASE-25	1/4"-20	1 5/16"	(33)	1/2"	(13)	3.6 (1.6)
ASE-37	3/8"-16	1 1/2"	(38)	5/8"	(16)	6.4 (2.9)
ASE-50	1/2"-13	2"	(51)	7/8"	(22)	12.4 (5.6)
ASE-62	5/8"-11	2 5/8"	(67)	1"	(25)	20.5 (9.3)

Toggle Bolts

- For use in any type of hollow construction, drywall or block
- Material: Steel
- Finish: Clear zinc (ZN)




Part Number	Thread Size	'L' Length		Hole Size		Weight Per 100	
		In.	(mm)	In.	(mm)	Lbs.	(kg)
ATB-25-300	1/4"-20	3"	(76)	5/8"	(16)	5.8	(2.6)
ATB-37-300	3/8"-16	3"	(76)	7/8"	(22)	14.4	(6.5)
ATB-37-400	3/8"-16	4"	(101)	7/8"	(22)	17.6	(8.0)

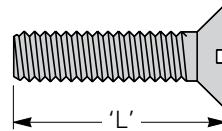
Mounting Hardware & Supports

Bolts and Screws

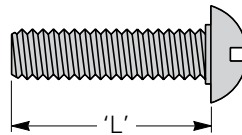
- Threads: Class 2A, except lag screw
- Material: ASTM A307 Gr. A steel
- Finish: Yellow zinc (YZN)
- Other sizes are available, contact customer service
- For equipment rack mounting hardware see page 44 (SB58604)



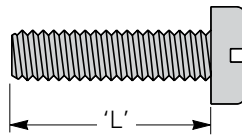
Part Number	Thread Size	'L' Length		Weight Per 100	
		In.	(mm)	Lbs.	(kg)
5/16X3/4SFHMSYZN	5/16"-18	3/4"	(19)	2.0	(0.91)
5/16X7/8SFHMSYZN	5/16"-18	7/8"	(22)	2.0	(0.91)
5/16X1SFHMSYZN	5/16"-18	1"	(25)	3.0	(1.36)
3/8X1SFHMSYZN	3/8"-16	1"	(25)	4.0	(1.81)



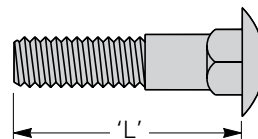
Part Number	Thread Size	'L' Length		Weight Per 100	
		In.	(mm)	Lbs.	(kg)
12-24X1/2SRHMSYZN	#12-24	1/2"	(13)	1.0	(0.45)
12-24X1SRHMSYZN	#12-24	1"	(25)	2.0	(0.91)
1/4X3/8SRHMSYZN	1/4"-20	3/8"	(9)	1.0	(0.45)
1/4X3/4SRHMSYZN	1/4"-20	3/4"	(19)	2.0	(0.91)



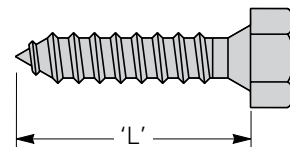
Part Number	Thread Size	'L' Length		Weight Per 100	
		In.	(mm)	Lbs.	(kg)
12-24X1/2SPHMSYZN	#12-24	1/2"	(13)	1.0	(0.45)
12-24X5/8SPHMSYZN	#12-24	5/8"	(16)	2.1	(0.95)
12-24X3/4SPHMSYZN	#12-24	3/4"	(19)	1.0	(0.45)



Part Number	Thread Size	'L' Length		Weight Per 100	
		In.	(mm)	Lbs.	(kg)
1/4X11/4SNCBYZN	1/4"-20	1 1/4"	(32)	2.0	(0.91)
5/16X21/4SNCBYZN	5/16"-18	2 1/4"	(57)	5.0	(2.27)
5/16X23/4SNCBYZN	5/16"-18	2 3/4"	(70)	6.0	(2.72)
3/8X11/4SNCBYZN	3/8"-16	1 1/4"	(32)	5.0	(2.27)
3/8X13/4SNCBYZN	3/8"-16	1 3/4"	(44)	7.0	(3.17)
3/8X21/4SNCBYZN	3/8"-16	2 1/4"	(57)	8.0	(3.63)



Part Number	Thread Size	'L' Length		Weight Per 100	
		In.	(mm)	Lbs.	(kg)
3/8X11/2HHL SYZN	3/8"	1 1/2"	(38)	4.0	(1.81)
3/8X2HHL SYZN	3/8"	2"	(51)	5.0	(2.27)
3/8X2 1/2HHL SYZN	3/8"	2 1/2"	(63)	8.0	(3.63)
1/2X2 1/2HHL SYZN	1/2"	2 1/2"	(63)	15.0	(6.80)

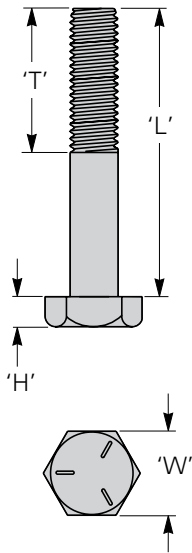


Mounting Hardware & Supports

Steel Hex Head Cap Screw

- No threads within two pitches of bolt head
- Class 2A threads
- Dimensions are for reference only
- Material: SAE J429 grade 5 steel. ASTM F468 silicon bronze
- Finish: Yellow zinc (YZN)
- Other sizes are available, contact customer service.

Bolt Size	'H'		'W'		'T'	
	In.	(mm)	In.	(mm)	In.	(mm)
¼"-20	⅝"	(3.97)	⅞"	(11.1)	¾"	(19.0)
⅝"-18	¼"	(6.35)	½"	(12.7)	⅞"	(22.2)
⅜"-16	⅜"	(7.54)	⅝"	(14.3)	1"	(25.4)
½"-13	⅝"	(7.94)	¾"	(19.0)	1¼"	(31.7)
⅝"-11	1⅝"	(11.90)	1⅞"	(23.8)	1½"	(38.1)



Part Number Example

½ x 2 HHCS YZ

Thread Size

- ¼ = ¼"-20
- ⅝ = ⅝"-18
- ⅜ = ⅜"-16
- ½ = ½"-13
- ⅝ = ⅝"-11

Length
'L'

Add Suffix __
YZN - Yellow Zinc
SB - Silicon Bronze

Part Number	Weight Per 100	
	Lbs.	(kg)

¼"-20 Thread Size

¼X½HHCS__	1.0	(0.45)
¼X¾HHCS__	1.0	(0.45)
¼X1HHCS__	2.0	(0.91)
¼X1¼HHCS__	2.0	(0.91)
¼X1½HHCS__	2.0	(0.91)
¼X1¾HHCS__	3.0	(1.36)
¼X2HHCS__	4.0	(1.81)
¼X2½HHCS__	4.0	(1.81)
¼X2¾HHCS__	4.0	(1.81)
¼X3HHCS__	5.0	(2.27)

⅝"-18 Thread Size

⅝X¾HHCS__	2.0	(0.91)
⅝X1HHCS__	3.0	(1.36)
⅝X1¼HHCS__	3.0	(1.36)
⅝X1½HHCS__	4.0	(1.81)
⅝X2HHCS__	5.0	(2.27)
⅝X3HHCS__	7.0	(3.17)

⅝"-18 Thread Size

⅝X½HHCS__	4.0	(1.81)
⅝X¾HHCS__	4.0	(1.81)
⅝X1HHCS__	5.0	(2.27)
⅝X1¼HHCS__	5.0	(2.27)
⅝X1½HHCS__	6.0	(2.72)
⅝X1¾HHCS__	7.0	(3.17)
⅝X2HHCS__	7.0	(3.17)
⅝X2¼HHCS__	8.0	(3.63)
⅝X2½HHCS__	9.0	(4.08)
⅝X2¾HHCS__	9.0	(4.08)
⅝X3HHCS__	10.0	(4.45)

Part Number	Weight Per 100	
	Lbs.	(kg)

½"-13 Thread Size

½X¾HHCS__	8.0	(3.63)
½X1HHCS__	9.0	(4.08)
½X1¼HHCS__	10.0	(4.45)
½X1½HHCS__	11.0	(4.99)
½X1¾HHCS__	12.0	(5.44)
½X2HHCS__	14.0	(6.35)
½X2¼HHCS__	15.0	(6.80)
½X2½HHCS__	16.0	(7.26)
½X2¾HHCS__	18.0	(8.16)
½X3HHCS__	19.0	(8.62)
½X3¼HHCS__	20.0	(9.07)
½X3½HHCS__	22.0	(9.98)
½X3¾HHCS__	23.0	(10.43)
½X4HHCS__	25.0	(11.34)
½X4½HHCS__	27.0	(12.25)

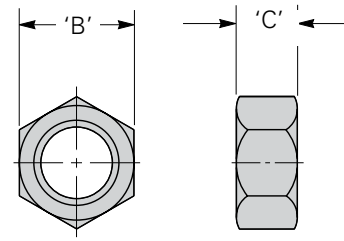
⅝"-11 Thread Size

⅝X¾HHCS__	13.0	(5.89)
⅝X1HHCS__	15.0	(6.80)
⅝X1¼HHCS__	17.0	(7.71)
⅝X1½HHCS__	18.0	(8.16)
⅝X1¾HHCS__	20.0	(9.07)
⅝X2HHCS__	22.0	(9.98)
⅝X2¼HHCS__	24.0	(10.88)
⅝X2½HHCS__	26.0	(11.79)
⅝X2¾HHCS__	28.0	(12.70)
⅝X3HHCS__	31.0	(14.06)
⅝X3¼HHCS__	33.0	(14.97)
⅝X3½HHCS__	35.0	(15.87)
⅝X3¾HHCS__	37.0	(16.78)
⅝X4HHCS__	40.0	(18.14)
⅝X5HHCS__	48.0	(21.77)

Mounting Hardware & Supports

Hex Nuts

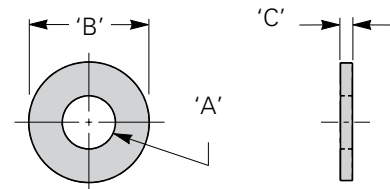
- Material: ASTM A536 Gr. A steel.
ASTM F468 silicon bronze
- Finish: Yellow zinc (YZ)
Silicon Bronze (SB)



Part Number		Thread Size	'B'		'C'		Weight Per 100	
YZN	Silicon Bronze		In.	(mm)	In.	(mm)	Lbs.	(kg)
12-24HNYZN	12-24HNSB	#12-24	7/16"	(11.1)	5/32"	(3.9)	1.0	(0.45)
1/4HNYZN	1/4HNSB	1/4"-20	7/16"	(11.1)	7/32"	(5.5)	1.0	(0.45)
5/16HNYZN	5/16HNSB	5/16"-18	1/2"	(12.7)	17/64"	(6.7)	1.0	(0.45)
3/8HNYZN	3/8HNSB	3/8"-16	9/16"	(14.3)	21/64"	(8.3)	2.0	(0.91)
1/2HNYZN	1/2HNSB	1/2"-13	3/4"	(19.0)	7/16"	(11.1)	6.0	(2.72)
5/8HNYZN	5/8HNSB	5/8"-11	15/16"	(23.8)	35/64"	(13.9)	7.0	(3.17)

Flat Washer

- Material: ASTM 844 steel.
651 alloy silicon bronze
- Finish: Yellow zinc (YZ)
Silicon Bronze (SB)

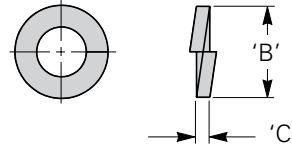


Part Number		Thread Size	'A'		'B'		'C'		Weight Per 100	
YZN	Silicon Bronze		In.	(mm)	In.	(mm)	In.	(mm)	Lbs.	(kg)
12FWYZN	—	#12-24	1/4"	(6.3)	9/16"	(14.3)	3/64"	(1.19)	0.30	(0.13)
1/4FWYZN	1/4FWSB	1/4"-20	5/16"	(7.9)	3/4"	(19.0)	1/16"	(1.59)	0.40	(0.18)
5/16FWYZN	5/16FWSB	5/16"-18	3/8"	(9.5)	3/4"	(19.0)	5/64"	(1.98)	1.20	(0.54)
3/8FWYZN	3/8FWSB	3/8"-16	7/16"	(11.1)	1"	(25.4)	5/64"	(1.98)	1.60	(0.72)
1/2FWYZN	1/2FWSB	1/2"-13	9/16"	(14.3)	1 3/8"	(34.9)	7/64"	(2.78)	4.10	(1.86)
5/8FWYZN	—	5/8"-11	1 1/16"	(17.4)	1 3/4"	(44.4)	9/64"	(3.57)	7.30	(3.31)

Mounting Hardware & Supports

Lock Washer

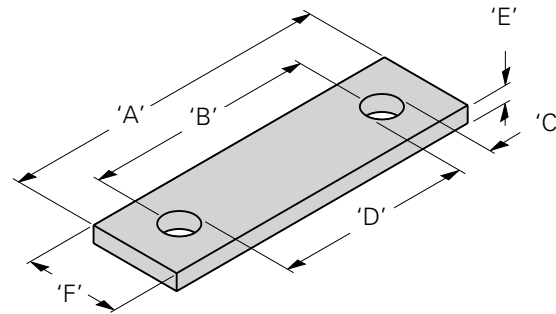
- Material: ANSI 18.21.1 steel.
651 alloy silicon bronze
- Finish: Yellow zinc (YZ)
Silicon Bronze (SB)



YZN	Part Number Silicon Bronze	Thread Size	'B'		'C'		Weight Per 100	
			In.	(mm)	In.	(mm)	Lbs.	(kg)
—	10LWSB	#10-24	2 ¹ / ₆₄ "	(8.2)	.05"	(1.3)	0.1	(0.04)
1/4LWYZN	1/4LWSB	1/4"-20	1 ⁵ / ₃₂ "	(11.9)	.05"	(1.3)	3.0	(1.36)
5/16LWYZN	5/16LWSB	5/16"-18	1 ⁹ / ₃₂ "	(15.1)	.09"	(2.3)	4.0	(1.81)
3/8LWYZN	3/8LWSB	3/8"-16	1 ¹ / ₁₆ "	(17.4)	.10"	(2.5)	6.0	(2.72)
1/2LWYZN	1/2LWSB	1/2"-13	7/8"	(22.2)	.13"	(3.3)	13.0	(5.89)
5/8LWYZN	—	5/8"-11	1 ³ / ₃₂ "	(27.8)	.17"	(4.3)	25.0	(11.34)

Two Hole Plate

- Material: ASTM A36 structural steel
- Finish: Yellow zinc (YZ)



Part Number	'A'		'B'		'C'		'D'		'E'		'L'		Weight	
	In.	(mm)	In.	(mm)	In.	(mm)	In.	(mm)	In.	(mm)	In.	(mm)	Lbs.	(kg)
SB21501	3 ⁵ / ₈ "	(92)	2 ⁷ / ₁₆ "	(62)	7/16"	(11)	2"	(51)	3/16"	(5)	1 ¹ / ₄ "	(32)	0.25	(0.11)
SB21502	3 ¹³ / ₁₆ "	(97)	2 ⁵ / ₈ "	(66)	9/16"	(14)	2 ¹ / ₁₆ "	(52)	3/16"	(5)	1 ¹ / ₄ "	(32)	0.25	(0.11)
SB21503	3 ¹ / ₄ "	(82)	2 ¹ / ₁₆ "	(52)	9/16"	(14)	1 ¹ / ₂ "	(38)	3/16"	(5)	1 ¹ / ₄ "	(32)	0.20	(0.09)
SB21504	3 ³ / ₄ "	(95)	2 ⁹ / ₁₆ "	(65)	3/8"	(9)	2 ³ / ₁₆ "	(55)	3/16"	(5)	1 ¹ / ₄ "	(32)	0.20	(0.09)
SB21505	3 ¹ / ₂ "	(89)	2 ⁷ / ₁₆ "	(62)	3/8"	(9)	2 ¹ / ₁₆ "	(52)	3/16"	(5)	1 ¹ / ₄ "	(32)	0.20	(0.09)
SB21506	5 ¹ / ₈ "	(130)	4 ³ / ₈ "	(111)	3/8"	(9)	4"	(101)	1/4"	(6)	1 ¹ / ₄ "	(32)	0.35	(0.16)
SB21507	6 ³ / ₄ "	(171)	5 ³ / ₄ "	(146)	9/16"	(14)	5 ³ / ₁₆ "	(132)	3/8"	(9)	2"	(51)	1.40	(0.63)

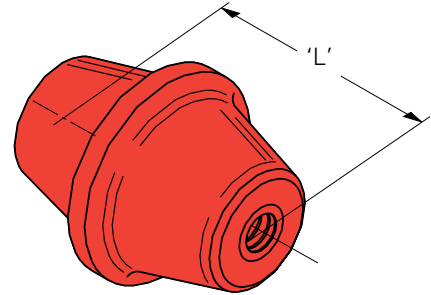
Touch-Up Paint

- Size: 0.6 ounce bottle
- Brush on

Part Number	Color	Qty./Box	Wt./Box ozs. (liter)
SB420CFB	Flat Black Lacquer	1	0.6 (0.18)
SB420CTG	Gray Lacquer	1	0.6 (0.18)

Stand-Off Isolator

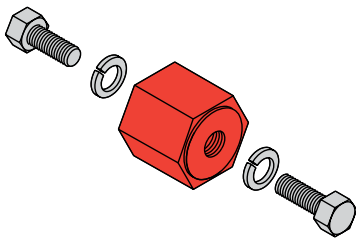
- Use to electrically isolate copper ground bus
- UL recognized material
- UL 94 VO flame resistance
- Material: Polyester fiberglass with steel threaded inserts
- Finish color: Red
- Tensile pull-out strength: 2300 lbs. (10.23kN)
- Cantilever strength: 2800 in./lbs. (316Nm)
- Dielectric strength: 19000 - 21000 volt S.T.



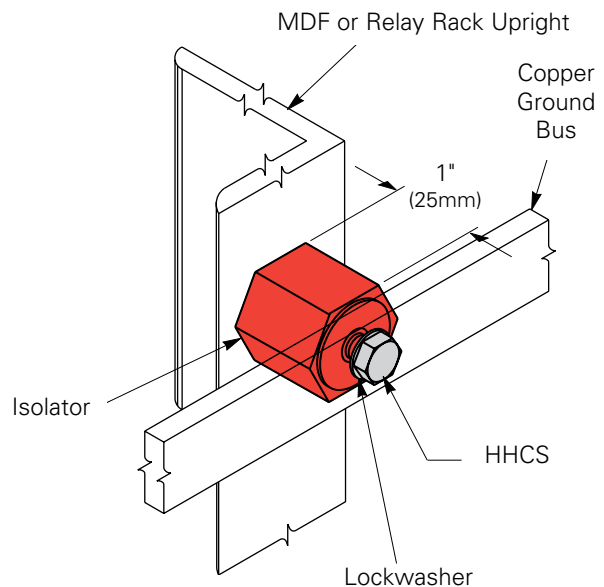
Part Number	Thread Size	'L'		Weight	
		In.	(mm)	Lbs.	(kg)
SB1155	3/8"-16	2 1/2"	(63)	0.30	(0.13)
SB1156	1/2"-13	2 1/2"	(63)	0.31	(0.14)
SB1157	5/8"-11	2 5/8"	(66)	0.39	(0.17)

1" (25mm) Stand-Off Isolator

- Use to secure and electrically isolate copper ground bus to equipment frame
- Includes: (1) Isolator, (2 each) hex head cap screws and lock washers
- UL recognized material
- UL 94 VO flame resistance
- Material: Polyester fiberglass with steel threaded inserts
- Finish color: Red
- Tensile pull-out strength: 900 lbs. (4.00kN)
- Cantilever strength: 350 in./lbs. (39.5Nm)
- Dielectric strength: 10000 volt S.T. minimum



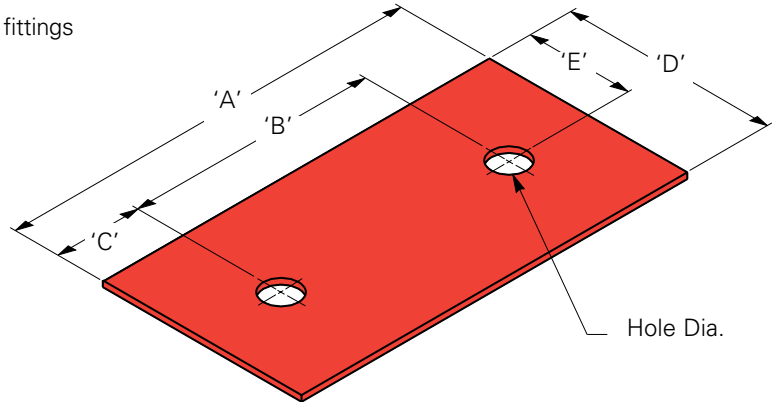
Part Number	Thread Size	Weight	
		Lbs.	(kg)
SB1154	1/4"-20	0.09	(0.04)
SB1153	#12-24	0.09	(0.04)



Mounting Hardware & Supports

Two-Hole Isolation Pad

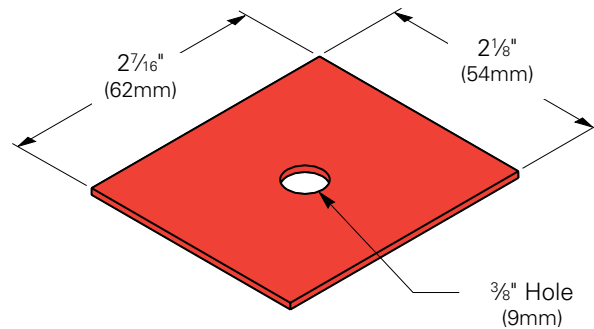
- Use to provide electrical isolation between metallic fittings
- See SB-2531 for kit
- UL recognized material
- UL 94 VO flame resistance
- Material: 1/16" (1.6mm) polyester fiberglass
- Finish Color: Red



Part Number	'A'		'B'		'C'		'D'		'E'		Hole Diameter		Weight	
	In.	(mm)	In.	(mm)	In.	(mm)	In.	(mm)	In.	(mm)	In.	(mm)	Lbs.	(kg)
SB116301	4 ⁷ / ₁₆ "	(112)	2 ⁷ / ₁₆ "	(62)	1"	(25)	2 ¹ / ₈ "	(54)	1 ¹ / ₁₆ "	(27)	³ / ₈ "	(9)	0.04	(0.02)
SB116302	3 ¹ / ₂ "	(89)	1 ¹ / ₂ "	(38)	1"	(25)	2 ¹ / ₈ "	(54)	1 ¹ / ₁₆ "	(27)	³ / ₄ "	(19)	0.03	(0.01)
SB116303	6 ⁵ / ₈ "	(168)	4 ⁵ / ₈ "	(117)	1"	(25)	2 ¹ / ₈ "	(54)	1 ¹ / ₁₆ "	(27)	1 ¹ / ₁₆ "	(17)	0.06	(0.03)
SB116304	4 ⁵ / ₈ "	(117)	2 ⁵ / ₈ "	(66)	1"	(25)	2 ¹ / ₈ "	(54)	1 ¹ / ₁₆ "	(27)	⁹ / ₁₆ "	(14)	0.04	(0.02)
SB116305	4 ⁹ / ₁₆ "	(116)	2 ⁹ / ₁₆ "	(65)	1"	(25)	2 ³ / ₄ "	(70)	2 ⁹ / ₃₂ "	(58)	³ / ₈ "	(9)	0.06	(0.03)
SB116306	4 ¹ / ₈ "	(105)	2 ¹ / ₈ "	(54)	1"	(25)	2 ¹ / ₈ "	(54)	1 ¹ / ₁₆ "	(27)	⁹ / ₁₆ "	(14)	0.04	(0.02)
SB116307	7 ³ / ₄ "	(197)	5 ³ / ₄ "	(146)	1"	(25)	2 ⁵ / ₈ "	(67)	1 ⁵ / ₁₆ "	(33)	⁵ / ₈ "	(16)	0.09	(0.04)
SB116308	4 ⁹ / ₁₆ "	(116)	2 ⁹ / ₁₆ "	(65)	1"	(25)	7 ³ / ₄ "	(197)	2 ⁹ / ₃₂ "	(58)	³ / ₈ "	(9)	0.16	(0.07)
SB116309	9 ¹ / ₈ "	(232)	2 ⁵ / ₈ "	(67)	1"	(25)	2 ¹ / ₈ "	(54)	1 ¹ / ₁₆ "	(27)	⁹ / ₁₆ "	(14)	0.09	(0.04)

Single-Hole Isolation Pad

- Use to provide electrical isolation between metallic fittings
- See SB-2501 for kit
- UL recognized material
- UL 94 VO flame resistance
- Material: 1/16" (1.6mm) polyester fiberglass
- Finish Color: Red

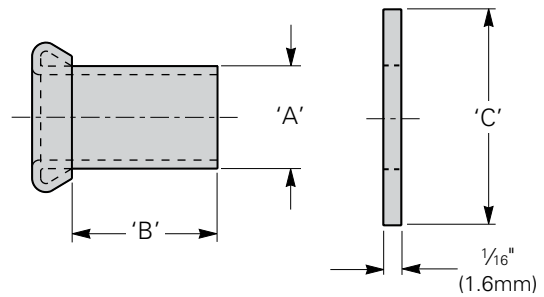


Part Number	Weight	
	Lbs.	(kg)
SB1162	0.03	(0.01)

Mounting Hardware & Supports

Nylon Headed Sleeve Kit (Sleeve Washer Included)

- Use to provide electrical isolation when using metallic fasteners
- Material: 6/6 Nylon
- Finish: Natural



Part Number	Used With Bolt Size	'A'		'B'		'C'		Weight	
		In.	(mm)	In.	(mm)	In.	(mm)	Lbs.	(kg)
SB114502	5/16"-18	.356"	(0.16)	1/4"	(6)	3/4"	(19)	0.001	(0.0004)
SB114504	5/16"-18	.356"	(0.16)	1/2"	(13)	3/4"	(19)	0.001	(0.0004)
SB114518	5/16"-18	.356"	(0.16)	2 5/16"	(59)	3/4"	(19)	0.003	(0.0013)
SB114602	3/8"-16	.419"	(0.19)	1/4"	(6)	7/8"	(22)	0.001	(0.0004)
SB114605	3/8"-16	.419"	(0.19)	5/8"	(16)	7/8"	(22)	0.001	(0.0004)
SB114707	1/2"-13	.548"	(0.25)	7/8"	(22)	1"	(25)	0.001	(0.0004)
SB114718	1/2"-13	.548"	(0.25)	2 5/16"	(59)	1"	(25)	0.005	(0.0022)
SB114807	5/8"-11	.680"	(0.31)	7/8"	(22)	1 1/4"	(32)	0.002	(0.0009)
SB114818	5/8"-11	.680"	(0.31)	2 5/16"	(59)	1 1/4"	(32)	0.006	(0.0027)

Screws & Cage Nuts

- All part numbers are packaged and sold in bags of 100 pieces.



	Part Number	Description Finish	Each	Weight	
				lbs.	(kg)
Screws	E2MA1032PHMS100	#10-32 Phillips	Clear Zinc	0.1	(0.04)
	E2MA1224PHMS100	#12-24 Phillips	Clear Zinc	0.1	(0.04)
	E2MAM6PHMS100	M6 Phillips	Yellow Zinc	0.1	(0.04)
Cage Nuts	E2MACN1032100	#10-32 Phillips	Clear Zinc	0.1	(0.04)
	E2MACN1224100	#12-24 Phillips	Clear Zinc	0.1	(0.04)
	E2MACNM6100	M6 Phillips	Yellow Zinc	0.1	(0.04)

Hardware

Rackstuds™ tool-less mounting kit

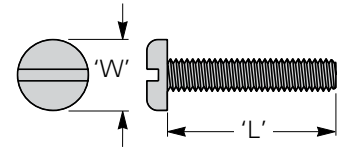
Part number	Description
RSSTUD-KIT100	Pkg. of 100



Mounting Hardware & Supports

Nylon Fasteners

- Sold in packages of 100 pcs
- Material: 6/6 Nylon
- Finish: Natural

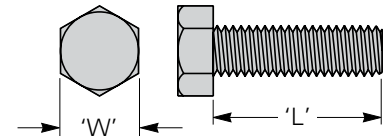


Pan Head Machine Screw

Part Number	Thread Size	'L'		'W'		Weight Per 100	
		In.	(mm)	In.	(mm)	Lbs.	(kg)
12-24X1SPHMSNYL	#12"-24	1"	(25)	27/64"	(11)	0.2	(0.09)

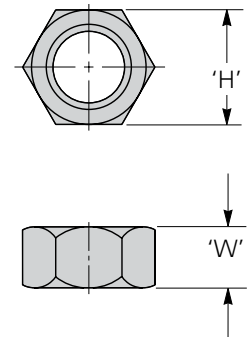
Hex Head Cap Screw

Part Number	Thread Size	'L'		'W'		Weight Per 100	
		In.	(mm)	In.	(mm)	Lbs.	(kg)
1/4X3/4HHCSNYL	1/4"-20	1/4"	(6)	3/8"	(9)	0.2	(0.09)
1/4X1HHCSNYL	1/4"-20	1"	(25)	3/8"	(9)	0.3	(0.13)
1/4X1 1/2HHCSNYL	1/4"-20	1 1/2"	(38)	3/8"	(9)	0.3	(0.13)
5/16X1HHCSNYL	5/16"-18	1"	(25)	7/16"	(11)	0.4	(0.18)



Hex Nut

Part Number	Thread Size	'H'		'W'		Weight Per 100	
		In.	(mm)	In.	(mm)	Lbs.	(kg)
12HNNYL	#12"-24	5/32"	(4)	7/16"	(11)	0.1	(0.04)
1/4HNNYL	1/4"-20	7/32"	(5)	7/16"	(11)	0.1	(0.04)
5/16HNNYL	5/16"-18	17/64"	(7)	1/2"	(13)	0.2	(0.09)



Flat Washer

Part Number	For Bolt Size	'D'		'W'		Weight Per 100	
		In.	(mm)	In.	(mm)	Lbs.	(kg)
12FWNYL	#12	1/4"	(6.3)	9/16"	(14)	0.1	(0.04)
1/4FWNYL	1/4"	5/16"	(7.9)	1 1/16"	(17)	0.1	(0.04)
5/16FWNYL	5/16"	3/8"	(9.5)	3/4"	(19)	0.1	(0.04)
3/8FWNYL	3/8"	7/16"	(11.1)	7/8"	(22)	0.1	(0.04)

