

ULCF3000PR - UL intelligent addressable passive repeater panel



The ULCF3000PR passive repeater panel is a cost effective repeater which is programmed via its 2 x 40 backlit LCD informative display to be either fully passive (display only) or semi passive (restricted system control) and must be connected to the panel loop.

The passive repeater panel will display the system information text of the connected control panel and will provide a fire indication, with panel number, of any connected network control panel that has fire activation.

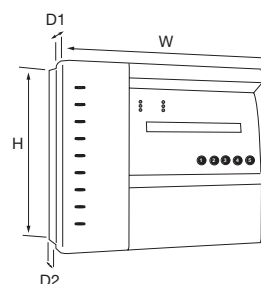
The passive repeater will require programming with local text information.

In addition to the passive repeater panels menu driven 2 x 40 backlit LCD display, the panel also provides further system status information via 6 supervisory LED's (power on, alarm, trouble, supervisory, test in progress, and scroll).

Features and benefits

- 2 x 40 Backlit LCD display
- 6 Supervisory LED's
- Active or passive
- Maximum of 20 repeaters can be connected to a loop
- Can be surface mounted or semi recessed
- Compact economy panel
- Menu driven LCD display
- Simple connection to panel SLC circuit reduces wiring and time
- Distance run up to 2kms from control panel without additional cable and equipment, saving cost

Dimensions

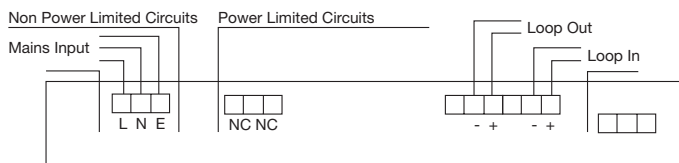


Description	H (mm)	W (mm)	D1 (mm)	D2 (mm)
ULCF3000PRG	270	332	45	47

Technical specification

Code	ULCF3000PR
Description	Passive repeater panel
Standards	UL864 9th edition
System indicators	
LED's	Power on, Alarm, Trouble, Test, Supervisory, Scroll LED's
Mains input, supervised	
Voltage	120V ac to 240V ac, 60Hz
Current	35mA
SLC field wiring	
Current	0.354mA
Wiring gauge	12 (max) AWG
Wiring class	Class A Style 7
Ground fault	0.1Ω
Supervisory, power limited	Yes
Line impedance	50Ω (max)
Batteries	
Batteries	1x12V dc, 3.2Ah, 0.1 derating
Battery charge current	0.4A
Standby period	24 hours + 30 min alarm
Download comms	RS232 port
Environmental	
Operating temperature	0°C to 49°C
Humidity (non condensing)	0 to 93 %RH
Physical	
Dimensions (H x W x D)	270mm x 332mm x 92mm
Weight	3.6kg (with batteries)
Ingress protection	IP30
Construction	PC/ABS, UL94 5VA rating
Colour	Graphite
Cable entry	12 x 20mm knockouts top of back-box
Compatibility	
Suitable for use with	Eaton UL fire systems

Standard connections



Installation

1. Wall mounted by means of 4 fixing screws.
2. Cable entry at top or back.
3. 12 top entry gland holes with push out blanking plugs.
4. 4 separate rear access cable entry facilities.
5. Local mains supply required.

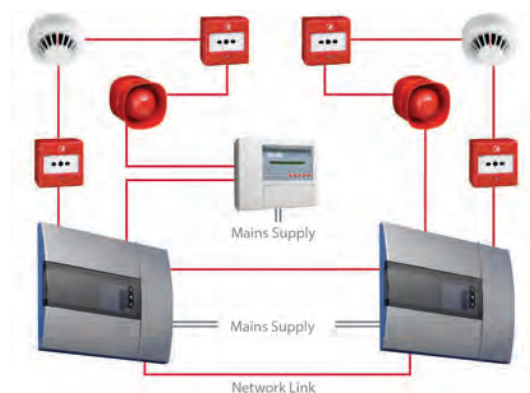
System functionality

1. Panel operates in either normal, supervisor or engineer mode.
2. Supervisor and engineer modes are accessed via 4 digit pass codes.
3. Supervisor mode allows silence, evacuate and reset commands to be sent to host panel (loop connected) or to network (network connected).
4. Engineer mode enables password to be changed if required and allows access to text download menu.
5. When connected to the network, all text is transmitted via the network, changes to other network panels update automatically.
6. When connected to a panel intelligent addressable loop, text for host panel has to be programmed in to the repeater.
7. Zonal fire and fault indication is by means of 2 x 40 character LCD display.

Device overview

1. Panel must be connected to the detection loop of a single panel.
2. Supplied with integral power supply and standby battery.

Typical System Architecture



Catalogue numbers

Description	Code
Loop connected repeater panel	ULCF3000PR