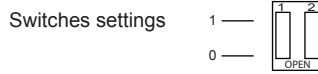




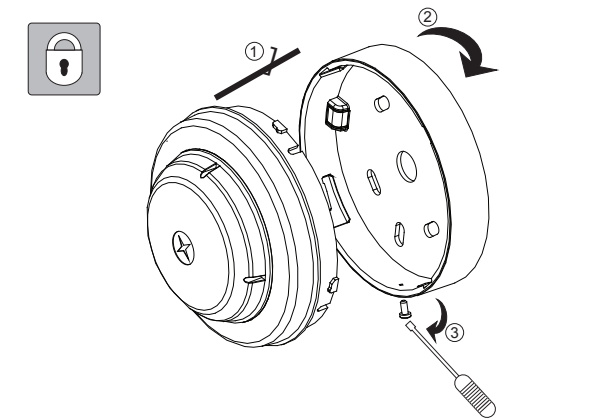
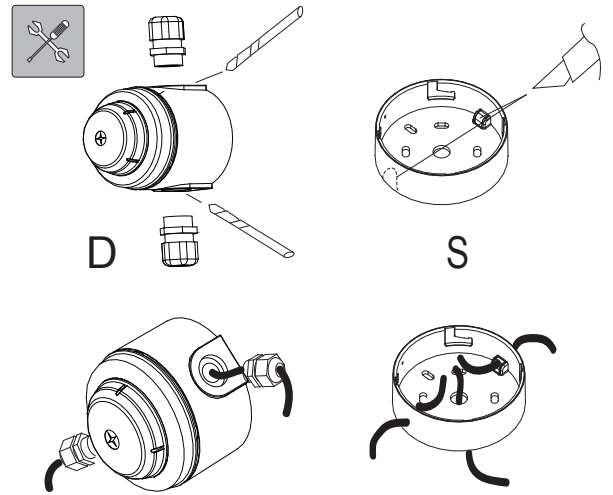









(i) Earth screen must be continuous along entire length of loop.



| | | 1 | 2 |
|---|---|---|---|
|  |  3mA | 0 | |
| |  5mA | 1 | |
|  | - - - 1/2Hz | 0 | |
| | - - - - 1Hz | 1 | |



Care should be taken to ensure the cable does not put stress on the circuit board.

| | |
|--|--|
|  | 12V @ 10~16Vdc 24V @ 16~30Vdc |
|  | LP Mode = 3mA@24V@1Hz HP Mode = 5mA@24V@1Hz |
|  | 0.5Hz & 1 Hz (Switch selectable) |
|  | 0.5mm ² ~ 2.5mm ² |
|  | -10°C ~ +55°C |
|  | S IP 21C D IP 33C |
|  | FR ABS / PC |

WARNING:
Do NOT use high voltage testers if ANY equipment is connected to the system.

Fulleon Ltd, Llantarnam Park, Cwmbran, NP44 3AW
www.fulleon.com
25-5901-A

