

CALL POINT INSTALLATION DETAILS

FLUSH CALL POINT

The flush call point will mount onto any standard U.K. single gang back box with a depth of 25mm or greater. Consideration should be given to the amount of cabling space at the rear of the call point, i.e. a deeper box or spacer eases installation.

SURFACE CALL POINT

The surface mounting call point comes complete with a back box onto which the call point is mounted. There is provision for rear cable entry, and by using the template below (fig.1), cable holes can be drilled into the top or bottom of the back box to accept one (A) or two (B) cable glands - Max. dia.20mm (see fig.2).

ELECTRICAL DETAILS

MODEL	STANDARD	LED	NO	CO
CONFIGURATION	Normally Open	Normally Open	Normally Open	Change Over
RATING	5Vdc min ~ 30Vdc max (470R resistor / 46mA max)		24Vdc 3A 250Vac 3A	
TERMINALS	IN & OUT terminals for cables 0.28mm ² ~ 2.5mm ² For connection details see label on Call Point			

MECHANICAL DETAILS

Dimensions and Fixing Details : See Fig.3
 IP Rating : Suitable for Internal Use (IP67 Weatherproof version available)
 Temperature range : -10°C to +55°C
 Material : ABS Plastic

MAINS CXM CALL POINT

Please refer to callpoint main system instructions for full installation / use details.
 A readily accessible disconnect device and a 3Amp fuse must be incorporated into the supply line to this device.
 Do not consolidate wires with solder before entry into terminal blocks.

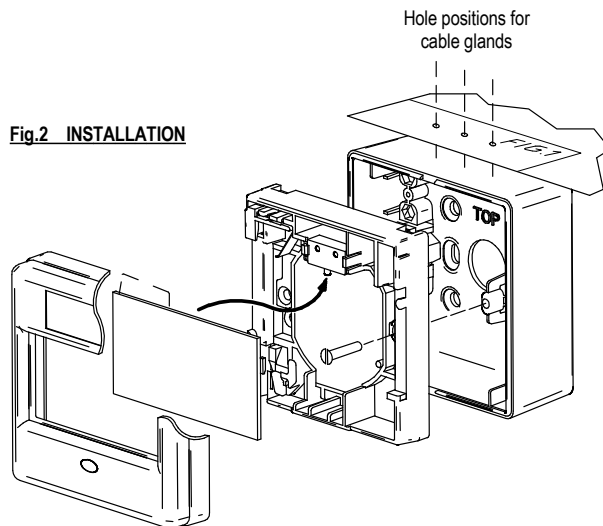


Fig.2 INSTALLATION

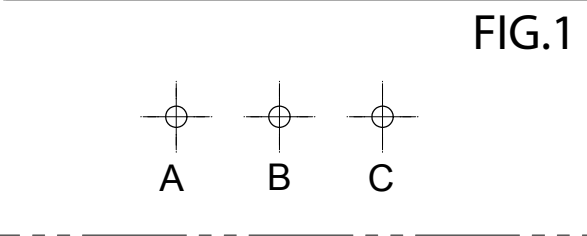
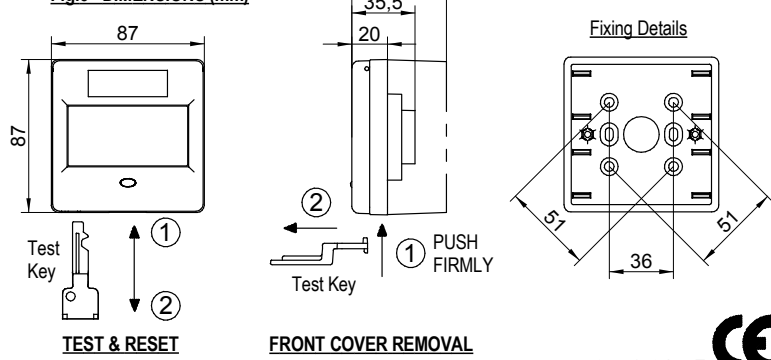


Fig.3 DIMENSIONS (mm)



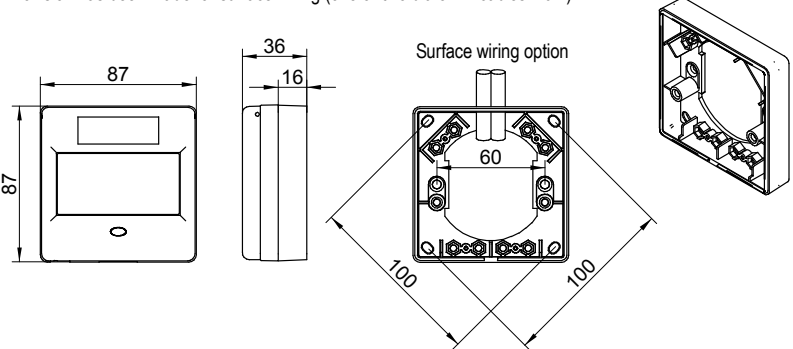
25-5159 Iss.E



CALL POINT ACCESSORIES

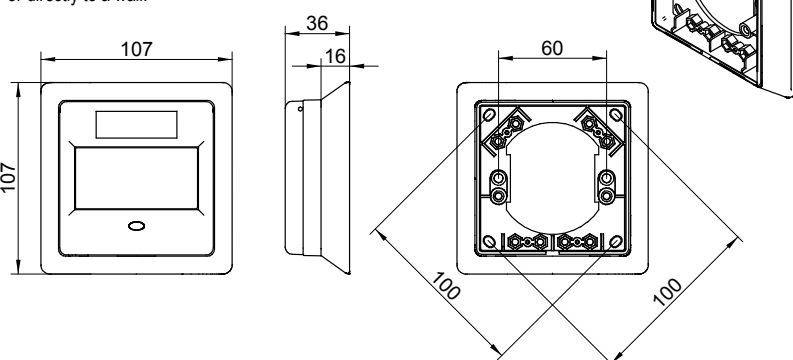
SPACER

The spacer (CXS/O) can be fitted instead of the back box to reduce the depth of the Call Point. It can be mounted to any standard U.K. single gang back box or directly to a wall. Provision has been made for surface wiring (one or two dia.8mm cables max.)



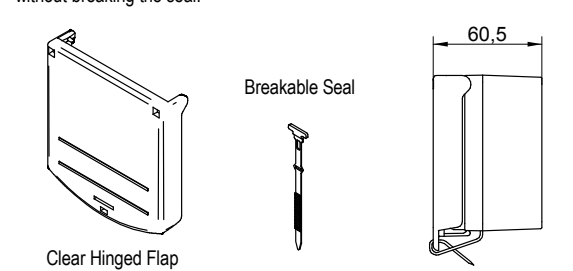
BEZEL

The bezel (CXBZ/O) can be fitted instead of the back box to cover unsightly marks on the wall. It can be mounted to any standard U.K. single gang back box or directly to a wall.



CLEAR HINGED FLAP and BREAKABLE SEAL

These can be fitted to any CX Call point variant. The Clear Hinged Flap gives extra protection from accidental operation. With the Breakable Seal fitted, the Clear Hinged Flap can not be lifted without breaking the seal.



RE-SETTABLE PLASTIC ELEMENT

These can be fitted to any CX Call point variant. The re-settable plastic element and spring replaces the glass element. When the re-settable element is pushed, a visible flag will appear indicating the call point has been activated.

