

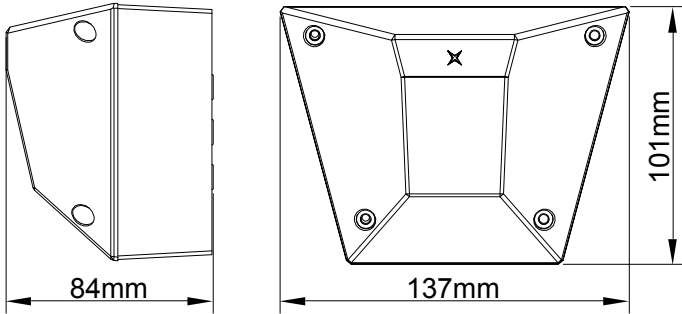
ASSERTA Industrial Beacon (230Vac)



Specification

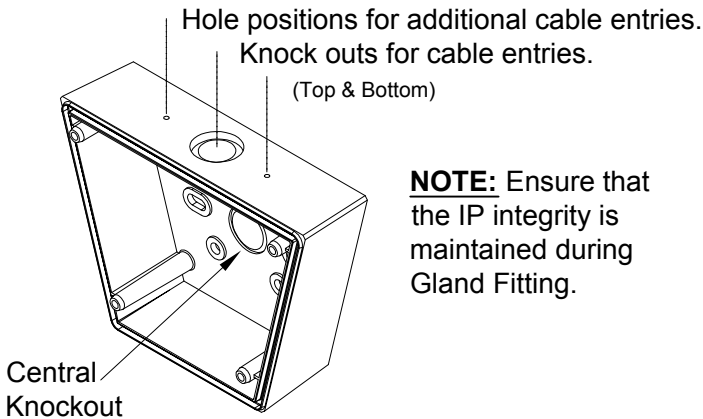
Operating Voltage	230Vac 50/60Hz
Current Consumption	15mA
Rating	2 Joules
Operating Temperature	-25°C to +75°C
Construction	ABS/Polycarbonate FR Plastic
Termination	Screw terminals for 0.28mm ² to 2.5mm ² conductor
Ingress Protection	IP66
Fuse	80mA Anti surge, 20mm

Dimensions



1. Installation

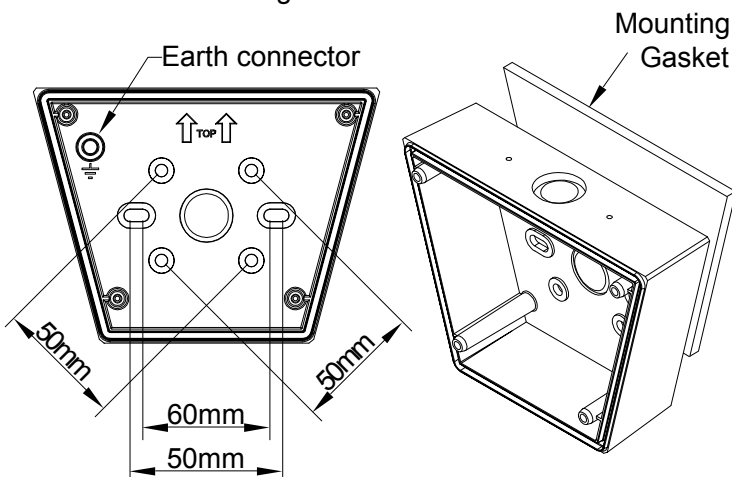
Knockout or drill the required gland holes, and fit cable glands.



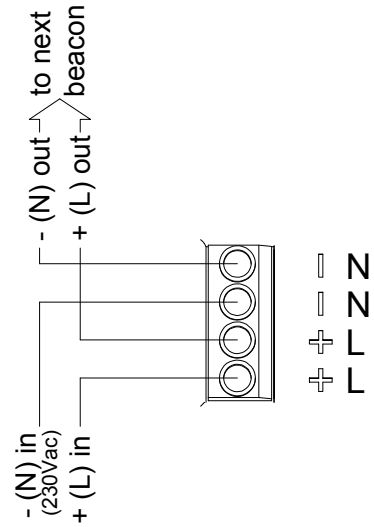
NOTE: Ensure that the IP integrity is maintained during Gland Fitting.

2. Fixing Details

Knockout desired fixing holes, fix base to wall or BESA box. Ensure that the gasket is used.

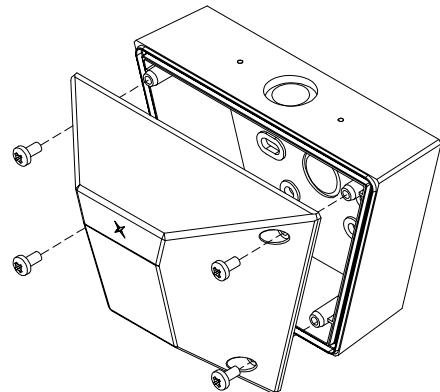


3. Connection Details



4. Beacon Assembly

Fix the beacon to the base with the screws provided. (Do not over tighten)



WARNING : Do not remove cover, refer servicing to qualified personnel.
: High voltage present within this equipment.

