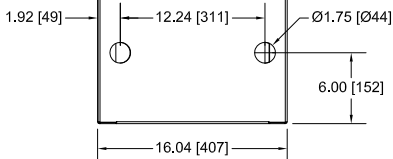
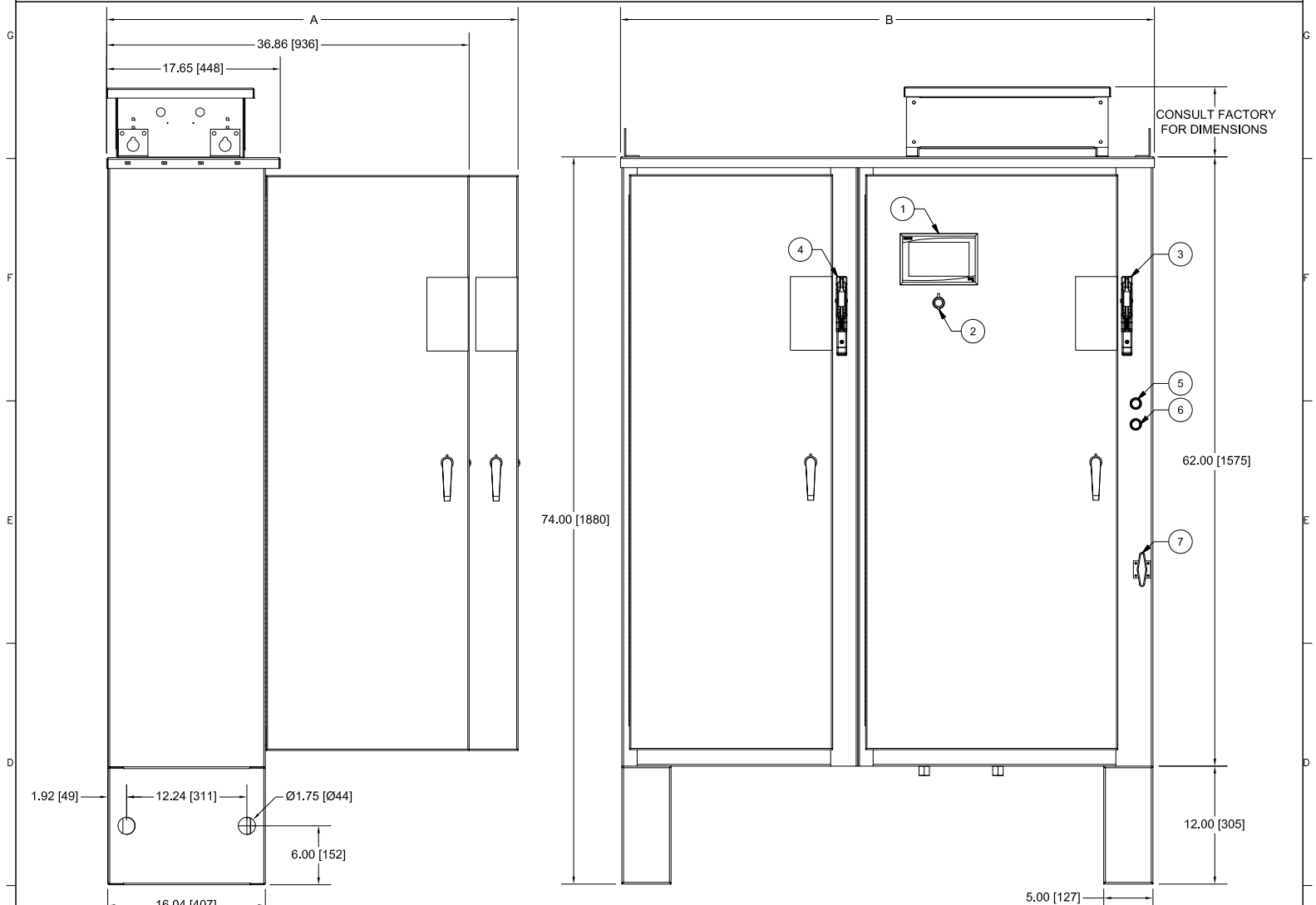


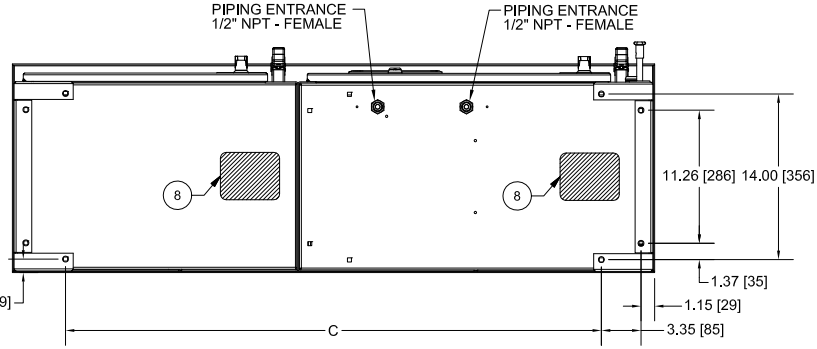


EPCT FIRE - FT50 LARGE HP DIMENSIONAL DRAWING - NEMA 2, 3R, 12



- 1 - EPCT TOUCHSCREEN
- 2 - EXTERNAL USB PORT
- 3 - SOURCE 1 MAIN POWER SWITCH
- 4 - SOURCE 2 MAIN POWER SWITCH
- 5 - START PUSHBUTTON
- 6 - STOP PUSHBUTTON
- 7 - MSH (EMERGENCY START HANDLE)
- 8 - RECOMMENDED CABLE ACCESS (BOTTOM ONLY)

NOTES:
 1 - DIMENSIONS: in [mm]
 2 - ALL ENCLOSURES FINISHED IN RED
 3 - STANDARD ENCLOSURE: TYPE (NEMA) 2



Motor HP	Line voltage	Withstand rating			Approximate weight Lbs. (Kg)	A	B	C
		Standard	Intermediate	High				
50 - 100	200 - 208V	100,000	150,000	200,000	515 (233)	41.83 [1062]	54.3 [1379]	39.15 [994]
60 - 125	220 - 240V							
100 - 200	380 - 415V							
125 - 250	440 - 480V							
125 - 300	550 - 600V	25,000	100,000					
125 - 150	200 - 208V	100,000	150,000	200,000	630 (286)	54.83 [1393]	67.30 [1709]	45.65 [1160]
150 - 200	220 - 240V							
250 - 300	380 - 415V							
300 - 400	440 - 480V							
350 - 400	550 - 600V	25,000	100,000					

THE INFORMATION ON THIS DOCUMENT IS CREATED BY EATON. IT IS DISCLOSED IN CONFIDENCE AND IS ONLY TO BE USED FOR THE PURPOSE IN WHICH IT IS SUPPLIED.
 LES RENSEIGNEMENTS Q-DESSUS ONT ÉTÉ ÉLABORÉS PAR EATON. ILS VOUS SONT DIVULGUÉS EN TOUTE CONFIANCE ET LEUR UTILISATION SE LIMITE AUX SEULES FINS POUR LESQUELLES ILS VOUS SONT TRANSMIS.

REVISION 001	DATE 09/17/18	DRAWING NO. CE16491H08
-----------------	------------------	---------------------------