


# 7.1.3


## Safety luminaires - Indoor

### Micropoint 2 High Output

### Emergency lighting



- Versatile multi-functional use (high ceiling, NFPA 101 escape route and specific locations as stated within BS 5266-1:2011)
- Low power consumption reducing cost of ownership
- Excellent spacing reducing the quantity of fittings required
- 60,000 hour life LED for reduced maintenance



7

#### Light Source:

1 x 2,5W LED  
Consumption 7.2VA/3,9W  
2.5W and 3.9W

#### Materials:

Luminaire body: polycarbonate  
Remote gear pod - flame retardant ABS  
Battery box- steel powder coated in RAL9016  
Battery - NiCd

#### Installation:

Flush mount  
Spring retaining clips for surface installation (install from below ceiling)

#### Operation:

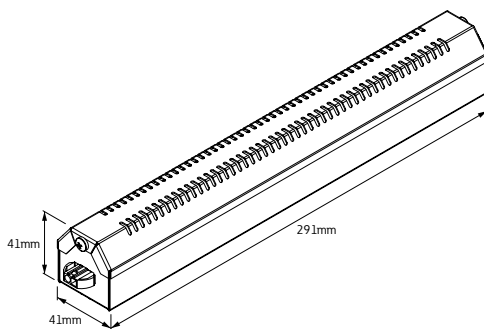
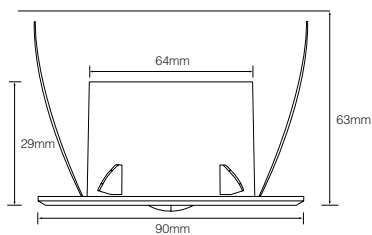
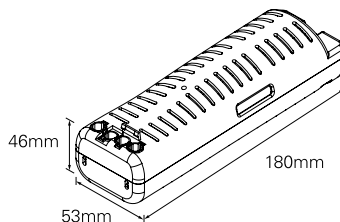

Non-Maintained luminaire

#### Applications:

All recessed high risk indoor applications

Micropoint 2 high output is an extension to the current Micropoint 2 range.

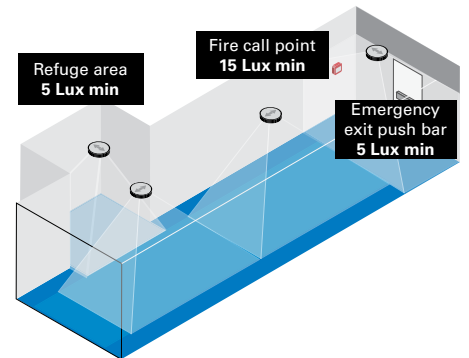
It remains a high specification competitively priced emergency LED luminaire. Micropoint 2 high output utilises the latest LED and optic technology to provide an unobtrusive, high quality luminaire for indoor use where aesthetics and high performance are of prime importance. Designed for high ceiling applications, it meets the requirements of the NFPA 101 standards for 10.8lux (average) in an escape route application and for the specific locations as stated within BS 5266-1:2011. Micropoint 2 high output has been designed for ease of installation, reduced power consumption and minimal maintenance, reducing the TCO (total cost of ownership) without compromising on aesthetics.



Model	Height (m)	Lux level directly under	Escape route 2m wide, 1 Lux min	
Self contained				
	15.50	01.00	04.10	22.70
	14.00	01.30	06.40	22.70
	12.00	01.70	07.90	22.10
	10.00	02.50	08.00	21.00
	8.00	04.40	07.70	19.70
	6.00	07.00	07.00	18.00

Model	Height (m)	Lux level directly under	Open (anti panic) area 0.5 lux min			
<b>Non maintained</b>						
	3.0	22.5	1.4	2.3	7.5	3.4
	4.0	12.5	1.5	2.7	8.1	3.5
	5.0	8.0	1.3	2.9	8.9	3.5

Model	Height (m)	Lux level directly under	Escape Route 2M wide 1 lux min to centre line			
<b>Non maintained</b>						
	3.0	22.5	N/A	N/A	12.7	5.2
	4.0	12.5	N/A	N/A	14.6	5.8
	5.0	8.0	N/A	N/A	16.0	6.2



7

Order code	Description					
MP2HI3H	Non-maintained 3 Hour self-contained	7.2VA/3.9W	298 Lm	3h	4.8V - 4Ah NiCd	Non-Maintained
MP2HI3HIS	Non-maintained 3 Hour self-contained AT	7.2VA/3.9W	298 Lm	3h	4.8V - 4Ah NiCd	Non-Maintained
MP2HI3HCGL	Non-maintained 3 Hour self-contained CGLine+	7.2VA/3.9W	298 Lm	3h	4.8V - 4Ah NiCd	Non-Maintained
MP2HI230	Mains Slave 230V					
MP2HI230CGS	230V CEAG Slave					
MP2HI230EC	Mains Slave 230V EasiCheck					