

Exit sign Luminaire

FlexiTech ED CGLine+



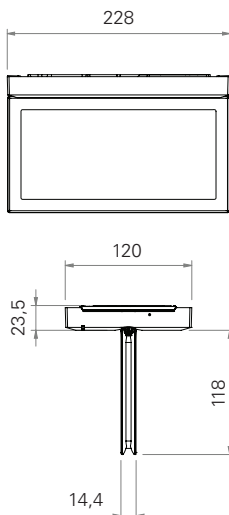
FlexiTech ED - Wall mounted



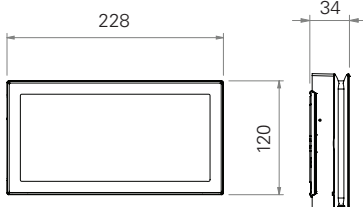
FlexiTech ED - Ceiling mounted



Dimensions in mm (ceiling mounted)



Dimensions in mm (wall mounted)



FlexiTech ED CGLine+

- LED self-contained luminaire with Automatic Test and individual monitoring (CGLine+) for reduced inspection effort
- 20m viewing distance Exit sign, single and double sided
- Non obstrusive design and slim housing (34mm)
- Same aesthetic either in wall or ceiling mounting
- "Dual" concept, Exit sign luminaire ready for use in wall-surface or ceiling-surface mounting (one box solution)
- Delivered with non adhesive exit legends for most of existing configurations (single & double sided signage)
- Increased affordance functionality for better visibility of the exit sign and faster evacuation
- Perfect homogeneity and uniformity of the pictogram's illuminance
- Optimal recognition via high luminance of white contrast colour > 500 Cd/m² according to DIN4844-1 / ISO 3864-1 (for bright surroundings), and high uniformity L_{min}/L_{max} > 0.8
- Brightness selectable in two steps in mains operation (eg. theater: 50 cd/m², Supermarket: 500 cd/m²) and additional setting (30%, 70%, 100%)
- Selectable operating time (1/2/3/8h operation)
- Selectable operation mode (M or NM) via external switch
- Large working space, cable entries in flexible material and spirit level for easy and fast installation
- Transparent base plate with honeycomb footprint for easy replacement of existing products
- Low eco footprint thanks to eco designed luminaire, low consumption and Lithium battery
- Life span: 10 years, proved with 1 year aging test @ 70°C ambient temperature
- No component replacement during 10 years
- Simple fault analysis and status display via bicolor LED, testing button (magnet) and supervision solutions
- Complete range of accessories (Recess Kit for Ceiling, Wire Guard)
- Other colours available on demand
- Custom designed pictograms also available

Pictogram	
Viewing distance	20m
Included labels	4 Non adhesive Exit legends (D,U,R,L) ISO format
Luminous flux Φ_e/Φ_N at end of rated operating time	100% @ 1h, 50% @ 2h, 42% @ 3h, 16% @ 8h
Illumination in mains mode	50 or 500 cd setting via switch, and possible additional setting via magnet (30%, 70%, 100%)
Operation	Maintained / Non-Maintained (via external switch)
Testing system	Automatic Test in compliance with EN 62034 Connection possible to the CGLine+ monitoring system
Housing	
Type of mounting	Wall surface-mounting, Ceiling surface-mounting
Material	Polycarbonate
Colour	White RAL9003
Degree of protection	IP43 / IK07
Terminals	Screwless terminals for flexible and rigid wires From 0,5 to 2,5 mm ²
Connection voltage	220 - 240 V AC, 50/60 Hz
Permissible ambient temperature	5°C to 35°C for 10 years lifetime
Battery	LifePo
Light source	LED
Dimensions	Housing: 120 × 228 × 34 mm - Edge panel thickness: 14.4 mm
Insulation Class	II

Ordering details

Order code	Duration (h)	Illumination in mains mode (cd)	Operation	Consumption			Weight (kg)
				NM W/A	M 500 cd W/A	Battery	
FT2ED4ICGL18	1/2/3/8	50 or 500	MNM	0,4W / 1VA	2W / 5 VA	FT-BATLL2	0.5


























Accessories

	FT2-RKC	Recess Kit for Ceiling, compatible with FlexiTech SE and FlexiTech ED (ceiling position)
	FT2-WG	Wire Guard, compatible with FlexiTech SE and FlexiTech ED
	40071352379	Eaton Magnet for lighting configuration and manual tests
	FT-BATLL2	Battery Pack, LifePo long life 3,2V / 1,5Ah
	FT2ED-4I	Set of 4 pictos for FlexiTech ED, 20m (D, L, R, U), ISO format

Exit sign Luminaire

FlexiTech ED CGLine+

Pictograms

	FT2ED-PICTO-VL	EATON FlexiTech 20m, Picto, ISO7010-E001 VL, Exit Vertical Left
	FT2ED-PICTO-VR	EATON FlexiTech 20m, Picto, ISO7010-E002 VR, Exit Vertical Right
	FT2ED-PICTO-VD	EATON FlexiTech 20m, Picto, ISO7010-E002 VD, Exit Vertical Down
	FT2ED-PICTO-UR	EATON FlexiTech 20m, Picto, ISO7010-E002 U/R, Exit Up Right
	FT2ED-PICTO-DR	EATON FlexiTech 20m, Picto, ISO7010-E002 D/R, Exit Down Right
	FT2ED-PICTO-DL	EATON FlexiTech 20m, Picto, ISO7010-E001 D/L, Exit Down Left
	FT2ED-PICTO-UL	EATON FlexiTech 20m, Picto, ISO7010-E001 U/L, Exit Up Left
	FT2ED-PICTO-DMD	EATON FlexiTech 20m, Picto, FDX08-040-3 T28, Man in wheel chair door & arrow down
	FT2ED-PICTO-DML	EATON FlexiTech 20m, Picto, FDX08-040-3 T28, Man in wheel chair door & arrow left
	FT2ED-PICTO-DMR	EATON FlexiTech 20m, Picto, FDX08-040-3 T28, Man in wheel chair door arrow right
	FT2ED-PICTO-DML1	EATON FlexiTech 20m, Picto, DIN4844, Man in wheel chair & arrow left
	FT2ED-PICTO-DMR1	EATON FlexiTech 20m, Picto, DIN4844, Man in wheel chair & arrow right
	FT2ED-PICTO-DMD1	EATON FlexiTech 20m, Picto, DIN4844, Man in wheel chair & arrow down
	FT2ED-PICTO-EWL	EATON FlexiTech 20m, Picto, ISO7010-E016, Escape Window Left
	FT2ED-PICTO-EWR	EATON FlexiTech 20m, Picto, ISO7010-E016, Escape Window Right
	FT2ED-PICTO-EWD	EATON FlexiTech 20m, Picto, ISO7010-E016, Escape Window Down
	FT2ED-PICTO-RWL	EATON FlexiTech 20m, Picto, ISO7010-E017, Rescue Window Left
	FT2ED-PICTO-RWR	EATON FlexiTech 20m, Picto, ISO7010-E017, Rescue Window Right
	FT2ED-PICTO-RWD	EATON FlexiTech 20m, Picto, ISO7010-E017, Rescue Window Down
	FT2ED-PICTO-MP	EATON FlexiTech 20m, Picto, ISO7010-E007, Meeting Point
	FT2ED-PICTO-CR	EATON FlexiTech 20m, Picto, ISO7010-E003, First-Aid
	FT2ED-PICTO-H	EATON FlexiTech 20m, Picto, Hydrant
	FT2ED-PICTO-FEX	EATON FlexiTech 20m, Picto, ISO7010-F001, Fire Extinguisher
	FT2ED-PICTO-FHO	EATON FlexiTech 20m, Picto, ISO7010-F002, Fire Hose
	FT2ED-PICTO-INFO	EATON FlexiTech 20m, Picto, ISO7001/P-I PF001, INFO
	FT2ED-PICTO-WC	EATON FlexiTech 20m, Picto, ISO7001/P-I PF003, WC