

# Safety with total transparency



**EATON**

*Powering Business Worldwide*





# CrystalWay

## Safety with total transparency

CrystalWay is a new range of self-contained units and aesthetic evacuation luminaires which fully comply with the latest regulatory requirements and standards.

Its pure forms, the perfectly homogeneous illumination of the pictogram, the small housing and flexible mounting options ensure that CrystalWay's design for an evacuation device is perfect for any project.

Indeed, it can be integrated harmoniously within the architecture of the building, whether it is a large facility (airport, concert hall, etc.) or a smaller one (retail store, sales office, etc.).

The use of LEDs, low consumption, long life components, automatic testing and monitoring devices (CGLine+ and CG-S technologies) significantly reduce the operating and maintenance costs of the installation.

The CrystalWay devices have benefited from an eco-design in order to meet the latest environmental standards.

All devices are supplied with all the accessories and pictograms for a wall or ceiling mounting with single sided signage and most of the usual double sided signage configurations. Consequently, the management of supplies and inventory as well as the necessary studies have been simplified considerably.

The CrystalWay range has been developed to optimize the installation of the products whilst ensuring a flawless finish.



### One reference = many mounting possibilities

- A unique reference for installation on a wall or ceiling
- Supplied with 3 pictograms in order to realize most of the configurations
  - Single sided signage down arrow
  - Single sided signage right and left arrow
  - Double sided signage right and left arrow



### Flawless finish

- Non-stick pictogram for quick installation
- Insertion of the pictogram in the diffuser for a perfect finish
- A wide range of accessories for a perfect integration in the building



### Fixing and simplified junction box

- Withdrawable devices which provide a more comfortable area to work in
- 4 rear cable entries (2x  $\varnothing 11$  mm, 2x  $\varnothing 13$  mm)
- 1 top entry cable  $\varnothing 13$  mm
- Rear entry cables in flexible material, no plastic parts to break
- Screw less terminal
- For rigid or flexible wire in sections from 0.5 to 2.5mm<sup>2</sup>



## New aesthetic reference

The perfectly uniform illumination of the pictogram (no hotspot), the pure forms and harmonious lines create a new aesthetic reference in the world of emergency lighting.

The transparent frame of the pictogram and no visible technical detail provide a clear but unobtrusive appearance.

The compact dimensions of the terminal box and the wide variety of mounting options (visible, recessed, wall mounted, ceiling assembly with cable, wall assembly with cable, suspended) allow for an unobtrusive integration in all architectural environments.

Beyond such possibilities, EATON is at your service to supply you with personalised accessories and finishings.

### The + products

- Perfect homogenised illumination of the pictogram
- Pictogram with transparent frame
- Identical aesthetics with ceiling and wall mounting
- Slim terminal box (22 mm)
- Insertion of the pictogram in the diffuser for a perfect finish
- No technical details visible





Ceiling-surface mounting



Wall-surface mounting



Suspension kit option



Flag mounting

## Solutions for every application

For a quick and instinctive location of the evacuation route whatever the size of the premises, CrystalWay is available in two sizes of pictograms (Heights: 100 and 150 mm).

Moreover, the lighting level sector of the self-contained units is configurable: 50 and 500 Candelas / m<sup>2</sup>. The lighting becomes unobtrusive in the darkness (cinema, theatre, etc.), and more intense in premises with a high level of lighting (commercial centres, airports, etc.).

A DBR version is also available to facilitate the evacuation of disabled persons.

The autonomy of self-contained luminaires can also be customised.

CrystalWay also adapts to the business carried out in the building.

All devices are supplied with all the accessories and pictograms for a wall or ceiling mounting with single sided signage and most of the double sided signage configurations.

Suspension kits, mounting frames, pictograms for wall mounting with cable and other accessories are added for various other methods of mounting in order to best integrate the devices within the architecture of the building.

### The + products

- Two sizes of pictograms (100 x 200 mm and 150 x 300 mm)
- XL Version (Picto 150 x 300 mm) for marking out premises with large dimensions
- Customised luminaires with two levels of lighting in mains operation (50/500 Cd/m<sup>2</sup>)
- Configurable autonomy of self-contained luminaires
- DBR version of self-contained device

### 2 pictograms sizes

100 x 200 mm



150 x 300 mm



### 2 levels of lighting in mains operation

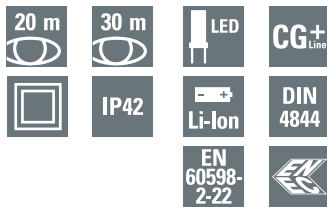
50 Candelas/m<sup>2</sup>



500 Candelas/m<sup>2</sup>



# Escape sign panel self-contained luminaires



## CrystalWay 20m CGLine+, 30m CGLine+

- LED self-contained luminaire with automatic test for reduced inspection effort
- For autonomous installation or connection to the CGLine+ monitoring system
- Perfect homogeneity and uniformity of the pictogram's illuminance
- Frameless design with pictogram integrated in acrylic glass
- Same aesthetic either in wall or ceiling mounting
- Unobtrusiveness, thin & slim electronic base (Height: only 22mm)
- 2 sizes of pictogram: for 20m and 30m viewing distance
- Brightness selectable in two steps in mains operation (eg. theater: Cd/m<sup>2</sup>, Supermarket: 500 Cd/m<sup>2</sup>)
- Selectable operating time (1h & 60 lumens, 3h, 5h, 8h operation)
- Environmentally-friendly due to modern lithium ion technology
- Low operating costs via low connected load
- Minimum maintenance effort and increased safety via use of LEDs with high service life (50,000 hours)
- Optimal recognition via high luminance of white contrast colour > 500 Cd/m<sup>2</sup> according to DIN 4844-1 / ISO 3864-1 (for bright surroundings), and high uniformity L<sub>min</sub>/L<sub>max</sub> > 0.8
- Simple fault analysis and status display via bicolor LED and testing button
- Blocking function prevents unintended discharge during idle operating times (only with CGLine+ WEB-Controller)
- Configurable product for wall or ceiling mounting
- Delivered with non adhesive pictograms for most of existing configurations (single & double sided signage)
- Complete range of accessories (suspension kit, recessed bases, vertical pictograms, recessed box)

Wall-surface mounting



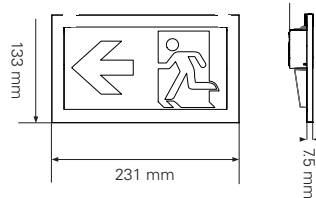
Ceiling-surface mounting



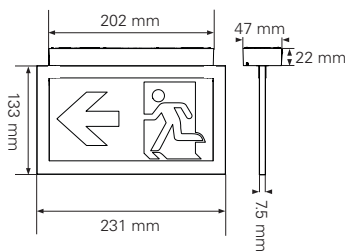
Pictogram	
Viewing distance	20m and 30m
Included labels	Arrow down, left, right, blank <i>Single sided signage arrow under, right, left</i> <i>Double sided signage arrow right, arrow left</i>
Luminous flux $\Phi_e/\Phi_N$ at end of rated operating time	60 lumens at 1 h (100 %); 45 % at 3 h; 25 % at 5 h; 18 % at 8 h
Testing system	Automatic test in compliance with EN 62034 Connection possible to the CGLine+ monitoring system
Housing	
Type of mounting	Wall surface-mounting, Ceiling surface-mounting
Material	Polycarbonate
Colour	RAL9001
Degree of protection	IP 42 & IK 04
Terminals	Screwless terminals (L, L', N, PE, GGLine+ bus) for flexible and rigid wires From 0,5 to 2,5 mm <sup>2</sup>
Connection voltage	220-240 Vac 50-60 Hz
Permissible ambient temperature	+5°C to +35°C
Battery	LUM17122 : Li-Ion 3,6 V/620 mAh LUM17124 : Li-Ion 3,6 V/1240 mAh
Light source	LUM17122 : Replaceable 24 LEDs strip LUM17124 : Replaceable 38 LEDs strip
Weight	LUM17122 : 0,4 kg LUM17124 : 0,7 kg

### CrystalWay 20m

Wall-surface mounting

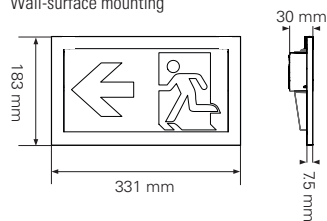


Ceiling-surface mounting

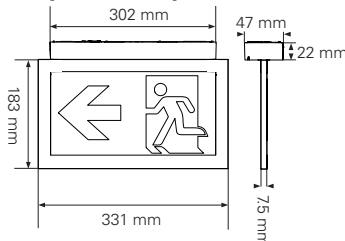


### CrystalWay 30m

Wall-surface mounting



Ceiling-surface mounting



## Ordering details

Product	Viewing distance	Picto (mm)	Duration	Consumption NM	50Cd	500 Cd	Order N°
CrystalWay 20m CGLine+	20m	100 x 200	1/3/5/8h	0,2 W	0,45 W	2,5 W	LUM17122
CrystalWay 30m CGLine+	30m	150 x 300	1/3/5/8h	0,2 W	0,7 W	4,2 W	LUM17124

## Ordering details - accessories


Product	Order N° CrystalWay 20 m	Order N° CrystalWay 30m
TL CGLine+ for rest mode command	LUM10319	LUM10319
Wire suspension kit	LUM10560	LUM10560
Recessed base	LUM10561	LUM10562
Recessed base with cover	LUM10563	LUM10564
Recessed box	LUM10565	LUM10566
Base for optional cable access	LUM10567	
Horizontal pictogram Arrow Under PU, ISO 7010	LUM10573	LUM10587
Horizontal pictogram Arrow Left PL, ISO 7010	LUM10574	LUM10588
Horizontal pictogram Arrow Right PR, ISO 7010	LUM10575	LUM10589
Horizontal pictogram Arrow Above PA, ISO 7010	LUM10577	LUM10591
Vertical pictogram Arrow Under PU, ISO 7010	LUM10584	LUM10592
Vertical pictogram Arrow Left PL, ISO 7010	LUM10585	LUM10593
Vertical pictogram Arrow Right PR, ISO 7010	LUM10586	LUM10594

# Accessories for CrystalWay

These accessories are the only ones that will assure you the good performances of the CrystalWay escape luminaires.












LUM10319



LUM10573



## Ordering details - Accessories

Product	Order N°	
	CrystalWay 19821	CrystalWay 19822
TL CGLine+ for rest mode command 	LUM10319	LUM10319
Wire suspension kit	LUM10560	LUM10560
Recessed base 	LUM10561	LUM10562
Recessed base with cover	LUM10563	LUM10564
Recessed box	LUM10565	LUM10566
Base for optional cable access	LUM10567	
Horizontal pictogram Arrow Under PU, ISO 7010 	LUM10573	LUM10587
Horizontal pictogram Arrow Left PL, ISO 7010 	LUM10574	LUM10588
Horizontal pictogram Arrow Right PR, ISO 7010 	LUM10575	LUM10589
Horizontal pictogram Arrow Above PA, ISO 7010 	LUM10577	LUM10591
Vertical pictogram Arrow Under PU, ISO 7010 	LUM10584	LUM10592
Vertical pictogram Arrow Left PL, ISO 7010 	LUM10585	LUM10593
Vertical pictogram Arrow Right PR, ISO 7010 	LUM10586	LUM10594

## Spare parts



## Ordering details - Spare parts

Product	Order N°
Pack batterie Li-Ion 3,6 V/650 mAh pour CrystalWay	LUM10568
Pack batterie Li-Ion 3,6 V/1300 mAh pour CrystalWay XL	LUM10569
Kit diffuseur 24 LEDs pour CrystalWay	LUM10570
Kit diffuseur 38 LEDs pour CrystalWay XL	LUM10571
Kit 4 crochets pour diffuseurs CrystalWay et CrystalWay XL	LUM10572

Eaton is dedicated to ensuring that reliable, efficient and safe power is available when it's needed most. With unparalleled knowledge of electrical power management across industries, experts at Eaton deliver customized, integrated solutions to solve our customers' most critical challenges.

Our focus is on delivering the right solution for the application. But, decision makers demand more than just innovative products. They turn to Eaton for an unwavering commitment to personal support that makes customer success a top priority. For more information, visit **[www.eaton.com/electrical](http://www.eaton.com/electrical)**.

Eaton Industries Manufacturing GmbH  
Electrical Sector EMEA  
Route de la Longeraie 7  
1110 Morges, Switzerland  
Eaton.eu

Changes to the products, to the information contained in this document, and to prices are reserved; so are errors and omissions. Only order confirmations and technical documentation by Eaton is binding. Photos and pictures also do not warrant a specific layout or functionality. Their use in whatever form is subject to prior approval by Eaton. The same applies to Trademarks (especially Eaton, Moeller, and Cutler-Hammer).