

# 8.4 Portable lamps & converters

## Conversion kit fluorescent range

8



- Easy to install
- Certificated by ENEC Kema Keur EN61347 and EN60925-2-4
- Compatible with T5 fluorescent lamps
- Suitable for electronic and electromagnetic ballasts
- LED indicator
- Charging time of 24 hours
- High temperature batteries Ni-Cd
- Fully compatible with high frequency circuits
- Extensive range, covering a diverse choice of fluorescent lamps
- Low profile design for easy integration

### Light Source:

Series compatible with most fluorescent lamps (linear and compact)

This conversion kit range is aiming for the transformation of fluorescent lamp mains lighting apparatus to perform as emergency lighting in an emergency situation. Solutions like these are ideal for large venues such as universities, supermarkets, warehouses, offices and open spaces which are integrated with the existing ordinary lighting.

### Materials:

Body white ABS

Low profile modules and unique chamfered battery end caps easing integration into swallow luminaires are standard throughout the whole range of the conversion kits particularly useful in the newest ranges of T5 lamp.

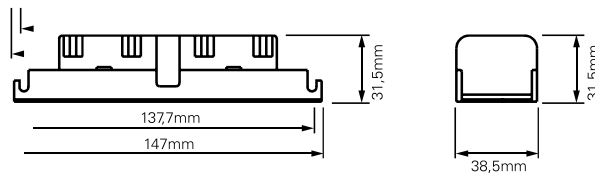
Comes with LED status to be fixed to the body appliance  
NiCd batteries

The range is available with 1h and 3h duration versions. The latest version of conversion kits delivers optimum performance for a diverse choice of fluorescence lamp types and wattages

### Operation:

Non-Maintained  
Autonomy of 1h and 3h

### Conversion kit body



### Installation:

Suitable for fitting integral to host luminaire, where thermal and electro-magnetic test results permit

### Technical specification

Remote mounting of complete kit, or of batteries only.

System Mode	Maintained or Non-Maintained
Normal light output (Maintained)	Full rated output of lamp
Recharge period	24 hours
Charging monitor	Green LED with cable 1m
Mains input voltage	230V ac / 50Hz
Power Consumption	Max 3VA@1H, 5VA@3H
Temperature ratings	Module 50oC - Battery 50oC
Dimensions L x W x H	148x39x31mm
Fixing centers of module	137-139mm
Certified to	EN 61347-2-7 & EN60925

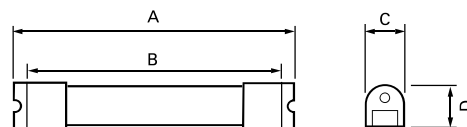
Supplied complete with low profile end caps for mounting batteries and LED with 1000mm lead

### Applications:

Universities, supermarkets, warehouses, offices and where emergency lighting is required.

Lighting of escape routes and open areas.

### Battery






Type of battery	A	B	C	D
3.6 1.5Ah	155	145	26	26
3.6 4.0Ah	210	200	35	35
4.8 1.5Ah	200	190	26	26
4.8 4.0Ah	280	270	35	35
6.0 1.5Ah	245	235	26	26
6.0 4.0Ah	340	330	35	35

Lamp	Battery	BK1	BK3	max 36W		CK1	CK3	max 58W		DK1	DK3	max 70W		TK1	max 80W	
		3,6V/1,7Ah 3,6V/4Ah		Discharge Current mA	Emergency Ballast Lumen Factor %	4,8V/1,7Ah 4,8V/4Ah		Discharge Current mA	Emergency Ballast Lumen Factor %	6V/1,7Ah 6V/4Ah		Discharge Current mA	Emergency Ballast Lumen Factor %	Minimum Duration	Discharge Current mA	Emergency Ballast Lumen Factor %
Watts	Diameter / Holder	Minimum Duration				Minimum Duration				Minimum Duration						
TLD 18W	T8-60cm	1h	3h	700	11	2h	3h	600	12	2h	3h	510	12	-	-	-
TLD 30W	T8-90cm	1h	3h	990	9	1,5h	3h	790	10	2h	3h	700	10	-	-	-
TLD 36W	T8-120cm	1h	3h	1010	8	1h	3h	810	9	1,5h	3h	760	13	-	-	-
TLD 58W	T8-150cm	-	-	-	-	1h	3h	990	7,5	1h	3h	810	9	-	-	-
TLD 70W	T8-180cm	-	-	-	-	-	-	-	-	1h	3h	1040	6	-	-	-
TL5 24W	T5-55cm	1h	3h	1000	7	1,5h	3h	750	7	2h	3h	600	7	2h	1200	22
TL5 39W	T5-85cm	-	2h	1350	7	-	2,5h	1050	7	1,5h	3h	820	7	1,5h	1720	18
TL5 54W	T5-115cm	-	-	-	-	-	2,5h	1150	5	1h	3h	950	6	1h	2050	16
TL5 80W	T5-145cm	-	-	-	-	-	-	-	-	-	-	-	-	1h	2400	12
PLS 11W	2G7	1,5h	3h	730	11	2h	3h	600	15	2,5h	3h	450	16	-	-	-
PLC 13W	G24q-1	1,5h	3h	780	15	2h	3h	624	19	2h	3h	500	20	-	-	-
PLC 18W	G24q-2	1,5h	3h	870	12	1,5h	3h	725	16	2h	3h	580	18	-	-	-
PLC 26W	G24q-3	1h	3h	920	10	1,5h	3h	830	13	2h	3h	690	15	-	-	-
PLL 18W	2G11	2h	3h	670	12	2h	3h	540	14	2,5h	3h	430	15	-	-	-
PLL 24W	2G11	1h	3h	885	11	2h	3h	680	12	2h	3h	550	13	-	-	-
PLL 36W	2G11	-	2,5h	1021	9	1,5h	3h	820	10	2h	3h	690	11	-	-	-
PLL 40W	2G11	-	-	-	-	1h	3h	950	7	1,5h	3h	760	8	-	-	-
PLL 55W	2G11	-	-	-	-	-	-	-	-	1h	3h	920	7	-	-	-
2D 16W	GR10q	1,5h	3h	860	12	2h	3h	670	15	2h	3h	540	16	-	-	-
2D 28W	GR10q	1h	3h	950	9	1,5h	3h	730	11	2h	3h	680	13	-	-	-
2D 38W	GR10q	-	-	-	-	1,5h	3h	833	8	1,5h	3h	750	9	-	-	-

8

**Note:** Make sure that the terminals on the module cannot be touched when changing the lamp or starter by shrouding them with earthed metal or thermoplastic insulation kit

Order code	Description			
O-BK1	Conversion kit, BK1	up to 36W	1h	3.6V-1.5Ah
O-CK1	Conversion kit, CK1	up to 58W	1h	4.8V-1.5Ah
O-DK1	Conversion kit, DK1	up to 70W	1h	6.0V-1.5Ah
O-TK1	Conversion kit, TK1	up to 80W	1h	4.8V-1.5Ah
O-BK3	Conversion kit, BK3	up to 36W	3h	3.6V-1.5Ah
O-CK3	Conversion kit, CK3	up to 58W	3h	4.8V-1.5Ah
O-DK3	Conversion kit, DK3	up to 70W	3h	6.0V-1.5Ah