

5.3

Exit signs - Indoor

71811 / 71821 LED CGLine+

5



- Enclosure made of slim aluminium profile, anodised, with mitre cut
- No tools necessary for installation of silkscreen pictograms
- Dimmable in three steps for use in dark ambient conditions

Light Source:

71811: 3 x 1 W LEDs

71821: 4 x 1 W LEDs

Materials:

Aluminium housing

Colour : aluminium, anodized

Lithium ion battery

Installation:

71811: Wall mounting

71821: Ceiling, pendant, chain or wall bracket mounting

Terminals : Through-wiring from mains (L, L', N, PE) up to 2.5 mm²

CGLine+ bus through-wiring up to 1.5 mm²

Operation:

For maintained and non-maintained operations

CGLine+ (Without bus working in AT mode)

For 1 h, 3 h or 8 h operation








Applications:

Hotels, cinemas, theaters, schools and hospitals

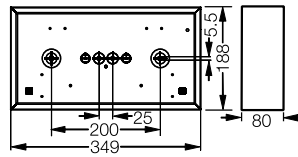
The 71811 & 71821 LED is a range of exit sign luminaires with an enclosure made from matt anodized aluminum extrusion profile. With its various mounting methods, it can be used for a wide variety of installation situations. Optimal perceptibility is achieved by the high luminance of the white contrasting colour (>500cd/m²).

One, three or eight hours rated operating duration can be freely specified according to application.

The use of LEDs, automatic testing and monitoring devices (CGLine+) significantly reduce the operating and maintenance costs of the installation.

Order code	Description				
40071354827	Exit sign luminaire 71811 1-8h/D LED CGLine+, single sided	7 VA/6.6 W	1-3-8h	Li-Ion 3.7 V/4Ah	Maintained / Non-Maintained
40071354828	Exit sign luminaire 71821 1-8h/D LED CGLine+ WM, double-sided	8.8 VA/8.3 W	1-3-8h	Li-Ion 3.7 V/4Ah	Maintained / Non-Maintained
40071354829	Exit sign luminaire 71821 1-8h/D LED CGLine+ DM, double-sided	8.8 VA/8.3 W	1-3-8h	Li-Ion 3.7 V/4Ah	Maintained / Non-Maintained
40071354830	Exit sign luminaire 71821 1-8h/D LED CGLine+ PM, double-sided	8.8 VA/8.3 W	1-3-8h	Li-Ion 3.7 V/4Ah	Maintained / Non-Maintained
40071354240	Cover Pictogram Arrow LEFT, ISO		Each 71821 luminaire requires 2 covers. Installation material not included. Please order separately depending on the type of mounting (see accessories). WM = Wall mounting, DM = Ceiling mounting, PM = Pendant mounting		
40071354241	Cover Pictogram Arrow RIGHT, ISO				
40071354242	Cover Pictogram Arrow DOWN, ISO				
40071351197	Blind cover (cover without picto)				

71811 LED CGLine+

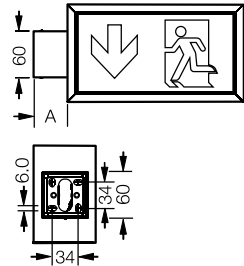


5

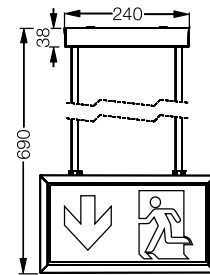
71821 CGLine+ WM



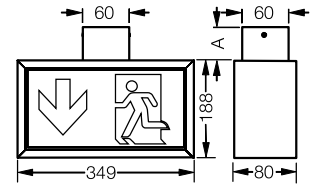
71821 CGLine+ WM



71821 CGLine+ PM



71821 CGLine+ DM



Accessories

Order code	Description
71811 LED CGLine+	
40071348370	Wire guard
71821 LED CGLine+	
40071351011	Wall / ceiling mounting kit for WM/DM, A = 42 mm
40071351497	Wall / ceiling mounting kit for WM/DM, A = 100 mm
40071350412	Suspension set 0.5 m with canopy, silver, square form for PM
40071350416	Suspension set 1.5 m with canopy, silver, square form for PM
40071351158	Chain fastening