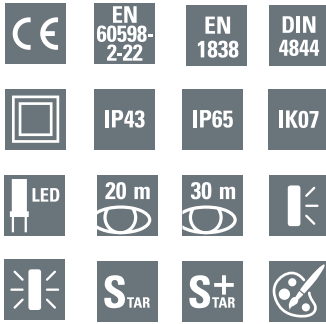


# Exit sign Luminaire

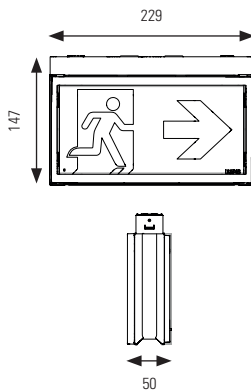
FlexiTech EC CG-S (Exit Ceiling)



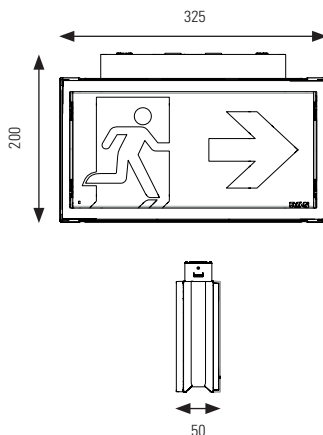
FlexiTech EC 30m/20m viewing distance



Dimensions for 20m viewing distance (mm)



Dimensions for 30m viewing distance (mm)



## FlexiTech EC CG-S

- Single or double sided Exit sign for ceiling mounting, equipped with two light guides
- Robust construction IK07 for reliable operation also in difficult environments
- Possibility to set the illumination to one face only (case of single side use) to limit power consumption
- Available with 20 and 30 m viewing distance and protection degrees IP43 and IP65
- Non-obtrusive design with a slim housing (50 mm)
- Including inlay legends for commonly used configurations, reducing the logistic effort to have the right pictograms on site
- The inlay legends are well protected against scratches and dirt
- Optimal recognition via high luminance of white contrast colour  $> 500 \text{ cd/m}^2$  according to DIN4844-1 / ISO 3864-1 (for bright surroundings), and perfect uniformity  $L_{\text{min}}/L_{\text{max}} > 0.8$
- Quick mounting set to snap or unsnap the luminaire for ease of installation and maintenance
- Rubber cable entries and screwless terminal blocks for fast wiring
- Low eco-footprint thanks to its eco-design and low consumption
- Reduced installation expenditures by STAR technology
- Freely programmable mixed operation of the switching modes per luminaire in one circuit
- Shortened inspection effort due to CEWA GUARD technology
- Automatic function monitoring of up to 20 luminaires per circuit
- Minimum service requirement due to high service life of the LEDs
- Complete range of accessories (suspension sets, wall bracket)
- Coloured accessories available on demand, custom designed pictograms also available

Viewing distance	20 m, 30 m
Luminous flux $\Phi_E/\Phi_N$ at the end of rated operating time	100 %
Housing material	Polycarbonate
Weight	FT2EC4ICGS, FT2EC4ICGSIP: 0.56 kg FT3EC4ICGS, FT3EC4ICGSIP: 1.2 kg
Housing colour	White
Type of mounting	Ceiling surface-mounting
Connection terminals	3 x 2 x 2.5 mm <sup>2</sup>
Connection voltage	220 – 240 V AC, 50/60 Hz 176 – 275 V DC
Current consumption - battery operation (220 V)	FT2 versions : 1 side: 3.2 mA / 2 sides: 5.5 mA FT3 versions : 1 side: 6.5 mA / 2 sides: 10.7 mA
Power consumption mains operation (apparent power / effective power)	FT2 versions : 3 VA / 1.1 W (1 side) - 3.5 VA / 1.4 W (2 sides) FT3 versions : 3.8 VA / 1.7 W (1 side) - 5.2 VA / 2.7 W (2 sides)
Inrush current	1.5 A
Permissible ambient temperature	-20 °C to +40 °C
Light source	LED, Lifespan 100 000h

## Ordering details

Type	Scope of supply	Order No.
FlexiTech Exit Ceiling 20m CG-S	including pictogram set <input type="checkbox"/>	FT2EC4ICGS
FlexiTech Exit Ceiling 20m CG-S IP	including pictogram set <input type="checkbox"/>	FT2EC4ICGSIP
FlexiTech Exit Ceiling 30m CG-S	including pictogram set <input type="checkbox"/>	FT3EC4ICGS
FlexiTech Exit Ceiling 30m CG-S IP	including pictogram set <input type="checkbox"/>	FT3EC4ICGSIP

# Exit sign Luminaire

## FlexiTech EC CG-S (Exit Ceiling)

### Accessories



	FTECCC-TSK-50*	Tube Suspension Kit 50cm for FlexiTech EC&CC, IP43	FTECCC-TSK-50-B	FTECCC-TSK-50-DG	FTECCC-TSK-50-S
	FTECCC-TSK-150*	Tube Suspension Kit 150cm for FlexiTech EC&CC, IP43	FTECCC-TSK-150-B	FTECCC-TSK-150-DG	FTECCC-TSK-150-S
	FT2ECCC-WB*	Wall Bracket for FlexiTech EC&CC, 20m, IP43	FT2ECCC-WB-B	FT2ECCC-WB-DG	FT2ECCC-WB-S
	FT3ECCC-WB*	Wall Bracket for FlexiTech EC&CC, 30m, IP43	FT3ECCC-WB-B	FT3ECCC-WB-DG	FT3ECCC-WB-S
		Metal cover for FlexiTech EC&CC, 20m	FT2EC-MC-B	FT2EC-MC-DG	FT2EC-MC-S
		Metal cover for FlexiTech EC&CC, 30m	FT3EC-MC-B	FT3EC-MC-DG	FT3EC-MC-S
	E-WIRINGSET-IP	Wiring Set IP65, SC & CPS luminaires			
*To ensure IP65 protection rate, use waterproof connection kit: E-WIRINGSET-IP. This set is composed of terminal blocks for one luminaire (SC or CPS), offering in and out wiring possibility.					
	FTECCC-CF	Chain fastening for FlexiTech EC&CC			
	FT1SU-RP	Renovation Plate for FlexiTech EC			
	FT2-4I	Set of 4 pictos for FlexiTech EC, 20m (D, L, R, U), ISO format			
	FT3-4I	Set of 4 pictos for FlexiTech EC, 30m (D, L, R, U), ISO format			

### Pictograms



	FT2EWEC-PICTO-UR	FT3EWEC-PICTO-UR	Picto, ISO7010-E002 U/R, Exit Up Right
	FT2EWEC-PICTO-DR	FT3EWEC-PICTO-DR	Picto, ISO7010-E002 D/R, Exit Down Right
	FT2EWEC-PICTO-DL	FT3EWEC-PICTO-DL	Picto, ISO7010-E001 D/L, Exit Down Left
	FT2EWEC-PICTO-UL	FT3EWEC-PICTO-UL	Picto, ISO7010-E001 U/L, Exit Up Left
	FT2EWEC-PICTO-DMD	FT3EWEC-PICTO-DMD	Picto, FDX08-040-3 T28, Man in wheelchair door & arrow down
	FT2EWEC-PICTO-DML	FT3EWEC-PICTO-DML	Picto, FDX08-040-3 T28, Man in wheelchair door & arrow left
	FT2EWEC-PICTO-DMR	FT3EWEC-PICTO-DMR	Picto, FDX08-040-3 T28, Man in wheelchair door arrow right
	FT2EWEC-PICTO-DMU	FT3EWEC-PICTO-DMU	Picto, FDX08-040-3 T28, Man in wheelchair door arrow up
	FT2EWEC-PICTO-DML1	FT3EWEC-PICTO-DML1	Picto, DIN4844, Man in wheelchair & arrow left
	FT2EWEC-PICTO-DMR1	FT3EWEC-PICTO-DMR1	Picto, DIN4844, Man in wheelchair & arrow right
	FT2EWEC-PICTO-DMD1	FT3EWEC-PICTO-DMD1	Picto, DIN4844, Man in wheelchair & arrow down
	FT2EWEC-PICTO-EWL	FT3EWEC-PICTO-EWL	Picto, ISO7010-E016, Escape Window Left
	FT2EWEC-PICTO-EWR	FT3EWEC-PICTO-EWR	Picto, ISO7010-E016, Escape Window Right
	FT2EWEC-PICTO-EWD	FT3EWEC-PICTO-EWD	Picto, ISO7010-E016, Escape Window Down
	FT2EWEC-PICTO-RWL	FT3EWEC-PICTO-RWL	Picto, ISO7010-E017, Rescue Window Left
	FT2EWEC-PICTO-RWR	FT3EWEC-PICTO-RWR	Picto, ISO7010-E017, Rescue Window Right
	FT2EWEC-PICTO-RWD	FT3EWEC-PICTO-RWD	Picto, ISO7010-E017, Rescue Window Down
	FT2EWEC-PICTO-MP	FT3EWEC-PICTO-MP	Picto, ISO7010-E007, Meeting Point
	FT2EWEC-PICTO-CR	FT3EWEC-PICTO-CR	Picto, ISO7010-E003, First-Aid
	FT2EWEC-PICTO-H	FT3EWEC-PICTO-H	Picto, Hydrant
	FT2EWEC-PICTO-FEX	FT3EWEC-PICTO-FEX	Picto, ISO7010-F001, Fire Extinguisher
	FT2EWEC-PICTO-FHO	FT3EWEC-PICTO-FHO	Picto, ISO7010-F002, Fire Hose
	FT2EWEC-PICTO-INFO	FT3EWEC-PICTO-INFO	Picto, ISO7001/P-I PF001, INFO
	FT2EWEC-PICTO-WC	FT3EWEC-PICTO-WC	Picto, ISO7001/P-I PF003, WC