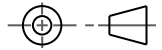
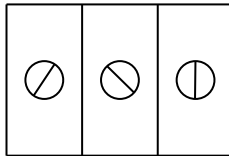


DO NOT SCALE



DC VOLTAGE UNITS

TBI

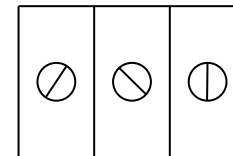


GND +VE -VE

NOTE: TBI LOCATED AT TOP OF PCB, ON OPPOSITE SIDE TO MAIN COMPONENTRY

AC VOLTAGE UNITS

TBI



R L N

NOTE: TBI LOCATED AT TOP OF PCB, ON OPPOSITE SIDE TO MAIN COMPONENTRY



MEDC Ltd, Colliery Road, Pinxton Nottingham NG16 6JF, U.K.
Tel: +44 (0)1773 864100
Fax: +44 (0)1773 582800
e-mail: info@medc.com web: www.medc.com

DESIGNERS & MANUFACTURERS OF ELECTRICAL & ELECTRONIC EQUIPMENT & SYSTEMS FOR HAZARDOUS AREAS

ISSUES

CURRENT PRODUCTION COPY

CELL BOOK D

ALL DIMENSIONS ARE IN MILLIMETRES UNLESS OTHERWISE STATED

REMOVE ALL BURRS AND SHARP CORNERS

MACHINE SYMBOLS THUS ✓

THIS DRAWING IS CONFIDENTIAL AND IS THE PROPERTY OF MEDC AND MUST NOT BE REPRODUCED EITHER WHOLLY OR PARTLY. ALL RIGHTS IN RESPECT OF PATENTS, DESIGNS AND COPYRIGHT ARE RESERVED

DRAWN BY: M.SELDEN DATE: 03/09/99
CHECKED BY: P.OATES DATE: 03/09/99
APPROVED BY: M.SELDEN DATE: 03/09/99
SCALE: NTS SIZE: A4

TITLE
WIRING DIAGRAM
XB9 XENON BEACON

DRG No. 227-128

ISSUE A