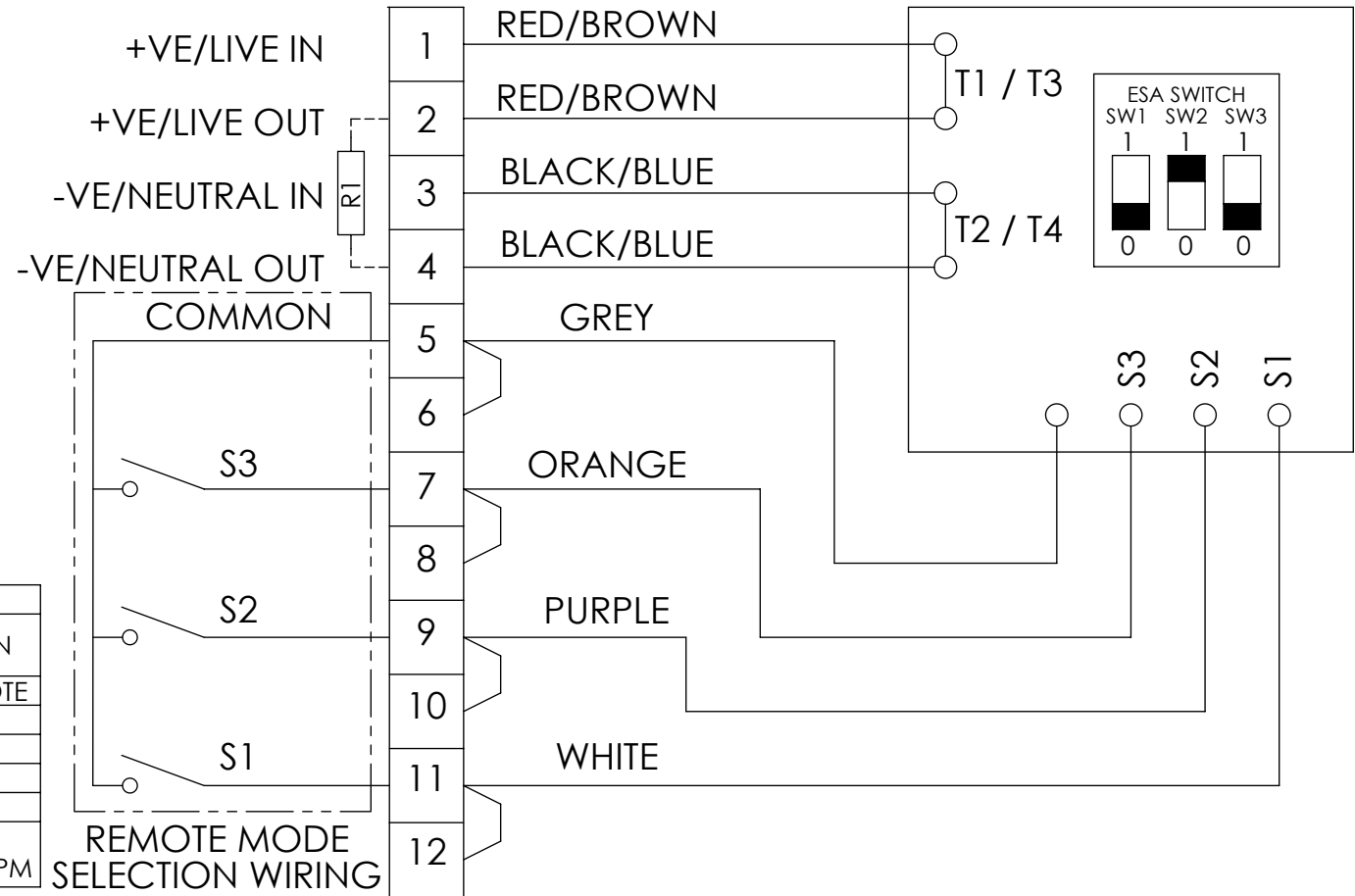


DO NOT SCALE



STANDARD WIRING - DIRECT MOUNT UNITS

CURRENT PRODUCTION COPY



OPERATING MODES				
MODE No.	SW1	SW2	SW3	FUNCTION
0	0	0	0	OFF/REMOTE
1	0	0	1	120 FPM
2	0	1	0	60 FPM
3	0	1	1	80 FPM
4	1	0	0	STEADY
5	1	0	1	DOUBLE FLASH 40 FPM

REMOTE MODE SELECTION WIRING

GENERAL NOTES:

1. EARTH TO BE CONNECTED TO STUD IN HOUSING
2. FOR REMOTE OPERATING MODE SELECTION, SET SWITCHES TO OFF (0,0,0) AND CLOSE ONE OR MORE OF THE CONTROL CONNECTIONS
3. R1 - OPTIONAL EOL RESISTOR
4. THE 'STEADY' OPERATING MODE IS NOT COVERED BY THE ULC LISTING



COOPER MEDC Ltd.
 UNIT B, SUTTON PARKWAY
 ODDICROFT LANE
 SUTTON-IN-ASHFIELD, NG17 5FB, U.K.
 Tel: +44 (0)1623 444400
 Web: WWW.COOPERMEDC.COM

DESIGNERS & MANUFACTURERS
 OF ELECTRICAL & ELECTRONIC
 EQUIPMENT & SYSTEMS
 FOR HAZARDOUS
 AREAS

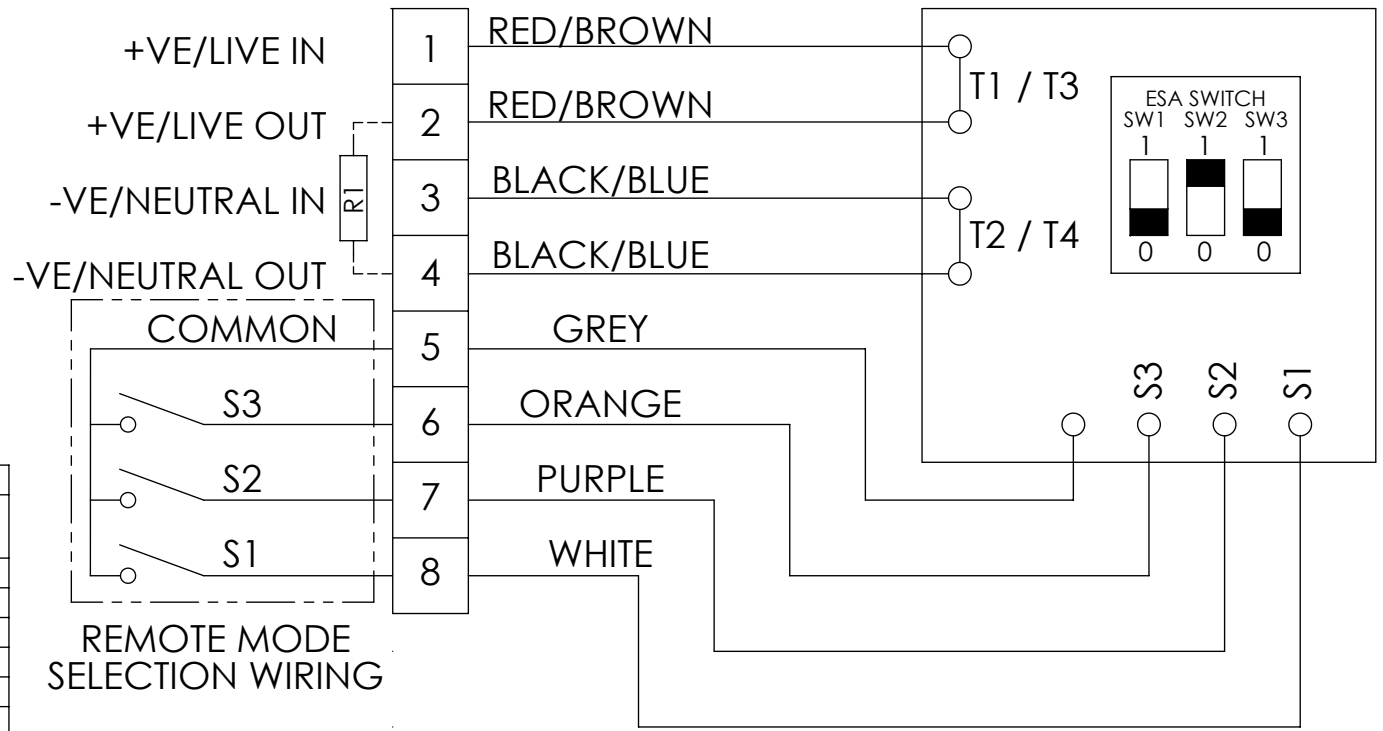
ISSUES B. 09/08/16 PF C. 11-07-17 PF	GENERAL TOLERANCES UOS	ALL DIMENSIONS ARE IN MILLIMETRES UNLESS OTHERWISE STATED	THIS DRAWING IS CONFIDENTIAL AND IS THE PROPERTY OF MEDC AND MUST NOT BE REPRODUCED EITHER WHOLLY OR PARTLY. ALL RIGHTS IN RESPECT OF PATENTS, DESIGNS AND COPYRIGHT ARE RESERVED	DRAWN BY: P.FISHWICK	DATE: 29/04/2015	TITLE: LD15 UL/ULC CUSTOMER WIRING DETAILS	SHT 1 OF 3
	LINEAR: ±0.25	REMOVE ALL BURRS AND SHARP CORNERS		CHECKED BY: D.COATES	DATE: 29/04/2015		
	ANGULAR: ±0.5°	MACHINE SYMBOLS THUS ✓		APPROVED BY: P.FISHWICK	DATE: 29/04/2015		
	SURFACE FINISH: ✓ ^{3.2}			SCALE:1:1	A4	DWG NO. 379-153	REVISION C

DO NOT SCALE



STANDARD WIRING - PIPE MOUNT UNITS

CURRENT PRODUCTION COPY



REMOTE MODE SELECTION WIRING

OPERATING MODES				
MODE No.	SW1	SW2	SW3	FUNCTION
0	0	0	0	OFF/REMOTE
1	0	0	1	120 FPM
2	0	1	0	60 FPM
3	0	1	1	80 FPM
4	1	0	0	STEADY
5	1	0	1	DOUBLE FLASH 40 FPM

GENERAL NOTES:

- EARTH TO BE CONNECTED TO STUD IN HOUSING
- FOR REMOTE OPERATING MODE SELECTION, SET SWITCHES TO OFF (0,0,0) AND CLOSE ONE OR MORE OF THE CONTROL CONNECTIONS
- R1 - OPTIONAL EOL RESISTOR
- THE 'STEADY' OPERATING MODE IS NOT COVERED BY THE ULC LISTING

MEDC COOPER MEDC Ltd.
 UNIT B, SUTTON PARKWAY
 ODDICROFT LANE
 SUTTON-IN-ASHFIELD, NG17 5FB, U.K.
 Tel: +44 (0)1623 444400
 Web: WWW.COOPERMEDC.COM

DESIGNERS & MANUFACTURERS
 OF ELECTRICAL & ELECTRONIC
 EQUIPMENT & SYSTEMS
 FOR HAZARDOUS
 AREAS

ISSUES B. 09/08/16 PF C. 11-07-17 PF	GENERAL TOLERANCES UOS LINEAR: ±0.25 ANGULAR: ±0.5° SURFACE FINISH: $\sqrt{3.2}$	ALL DIMENSIONS ARE IN MILLIMETRES UNLESS OTHERWISE STATED REMOVE ALL BURRS AND SHARP CORNERS MACHINE SYMBOLS THUS \checkmark	THIS DRAWING IS CONFIDENTIAL AND IS THE PROPERTY OF MEDC AND MUST NOT BE REPRODUCED EITHER WHOLLY OR PARTLY. ALL RIGHTS IN RESPECT OF PATENTS, DESIGNS AND COPYRIGHT ARE RESERVED	DRAWN BY: P.FISHWICK CHECKED BY: D.COATES APPROVED BY: P.FISHWICK SCALE: 1:1	DATE: 29/04/2015 DATE: 29/04/2015 DATE: 29/04/2015 A4	TITLE: LD15 UL/ULC CUSTOMER WIRING DETAILS DWG NO. 379-153	SHT 2 OF 3 REVISION C
--	---	--	--	---	--	--	--------------------------

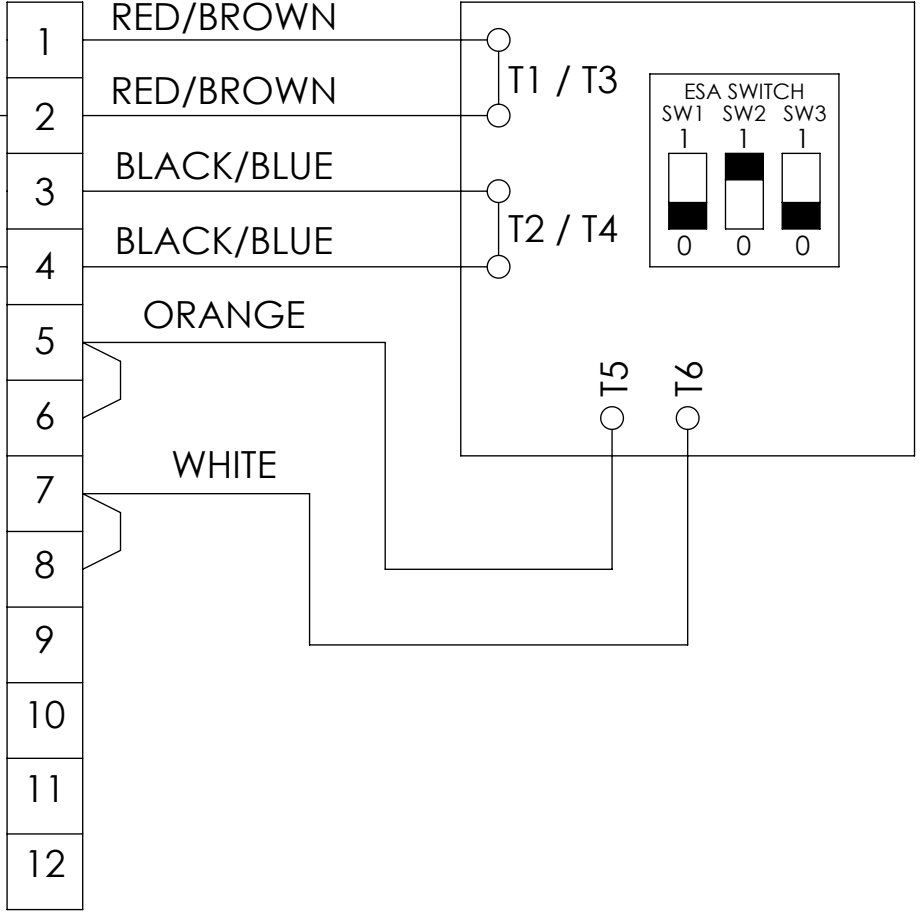
DO NOT SCALE



REMOTE INITIATE WIRING - DIRECT/PIPE MOUNT UNITS

**CURRENT
PRODUCTION
COPY**

+VE/LIVE IN
+VE/LIVE OUT
-VE/NEUTRAL IN
-VE/NEUTRAL OUT



**(RELAY
INITIATE
OPTION)**

+VE IN
+VE OUT
-VE IN
-VE OUT

NOT USED - DIRECT
MOUNT UNITS ONLY

OPERATING MODES				
MODE No.	SW1	SW2	SW3	FUNCTION
0	0	0	0	OFF/REMOTE
1	0	0	1	120 FPM
2	0	1	0	60 FPM
3	0	1	1	80 FPM
4	1	0	0	STEADY
5	1	0	1	DOUBLE FLASH 40 FPM

- GENERAL NOTES:**
1. EARTH TO BE CONNECTED TO STUD IN HOUSING
 2. REMOTE OPERATING MODE SELECTION IS NOT AVAILABLE WHEN RELAY INITIATE OPTION HAS BEEN SPECIFIED.
 3. R1 - OPTIONAL EOL RESISTOR
 4. THE 'STEADY' OPERATING MODE IS NOT COVERED BY THE ULC LISTING

COOPER MEDC Ltd.
UNIT B, SUTTON PARKWAY
ODDICROFT LANE
SUTTON-IN-ASHFIELD, NG17 5FB, U.K.
Tel: +44 (0)1623 444400
Web: WWW.COOPERMEDC.COM

DESIGNERS & MANUFACTURERS
OF ELECTRICAL & ELECTRONIC
EQUIPMENT & SYSTEMS
FOR HAZARDOUS
AREAS

ISSUES B. 09/08/16 PF C. 11-07-17 PF	GENERAL TOLERANCES UOS	ALL DIMENSIONS ARE IN MILLIMETRES UNLESS OTHERWISE STATED	THIS DRAWING IS CONFIDENTIAL AND IS THE PROPERTY OF MEDC AND MUST NOT BE REPRODUCED EITHER WHOLLY OR PARTLY. ALL RIGHTS IN RESPECT OF PATENTS, DESIGNS AND COPYRIGHT ARE RESERVED	DRAWN BY: P.FISHWICK	DATE: 29/04/2015	TITLE: LD15 UL/ULC CUSTOMER WIRING DETAILS	SHT 3 OF 3
	LINEAR: ±0.25	REMOVE ALL BURRS AND SHARP CORNERS	MACHINE SYMBOLS THUS ✓	CHECKED BY: D.COATES	DATE: 29/04/2015		
	ANGULAR: ±0.5°			APPROVED BY: P.FISHWICK	DATE: 29/04/2015		
	SURFACE FINISH: $\sqrt{3.2}$			SCALE: 1:1	A4	DWG NO. 379-153	