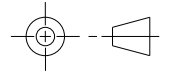


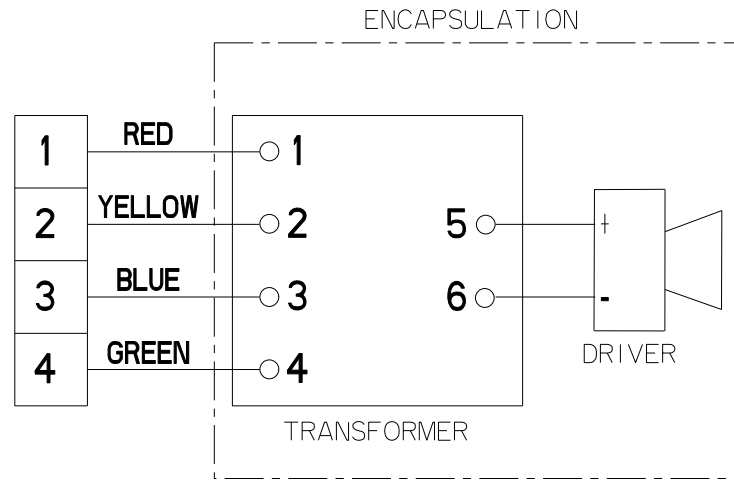
309-109

**100V / 70V LINE VERSIONS**

DO NOT SCALE

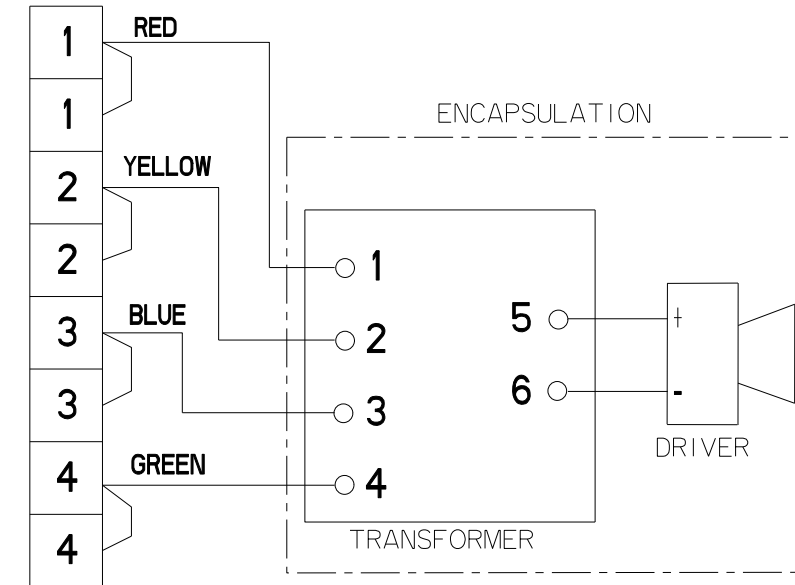


**4 TERMINAL VERSION**

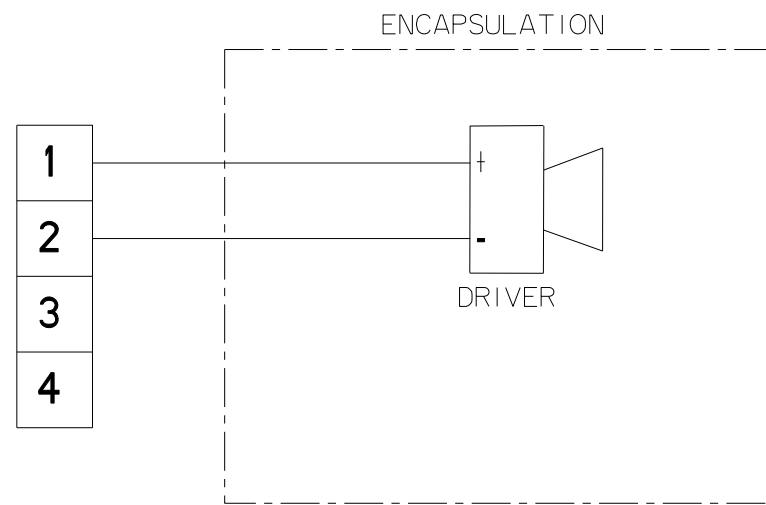


TAPPINGS	POWER (WATTS)	
	8W VERSION	4W VERSION
1:2	8.0	4.0
2:3	4.0	2.0
3:4	2.0	1.0
1:3	1.5	0.75
2:4	0.75	0.375
1:4	0.4	0.2

**8 TERMINAL VERSION**



**4 TERMINAL VERSION**



**8 Ohm VERSION**

**CURRENT PRODUCTION COPY**

CELL BOOK

H



Cooper MEDC Ltd, Unit B, Sutton Parkway, Oddcroft Lane, Sutton-in-Ashfield, Nottinghamshire, NG17 5FB, U.K.  
Tel: +44 (0) 1623 444400  
web: www.coopermedc.com

DESIGNERS & MANUFACTURERS OF ELECTRICAL & ELECTRONIC EQUIPMENT & SYSTEMS FOR HAZARDOUS AREAS

4

ISSUES

B.31-10-13.DW

GENERAL TOLERANCES UOS  
±0.25  
±0.5°  
3.2

ALL DIMENSIONS ARE IN MILLIMETRES UNLESS OTHERWISE STATED  
REMOVE ALL BURRS AND SHARP CORNERS  
MACHINE SYMBOLS THUS

THIS DRAWING IS CONFIDENTIAL AND IS THE PROPERTY OF MEDC AND MUST NOT BE REPRODUCED EITHER WHOLLY OR PARTLY. ALL RIGHTS IN RESPECT OF PATENTS, DESIGNS AND COPYRIGHT ARE RESERVED.

DRAWN BY: P.FISHWICK  
CHECKED BY: M.SLACK  
APPROVED BY: P.FISHWICK  
SCALE:

DATE: 26/10/05  
DATE: 26/10/05  
DATE: 26/10/05  
SIZE: A3

TITLE  
DB20 WIRING DIAGRAM  
DRG No. 309-109

SHT 1 OF 1  
ISSUE B