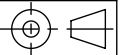


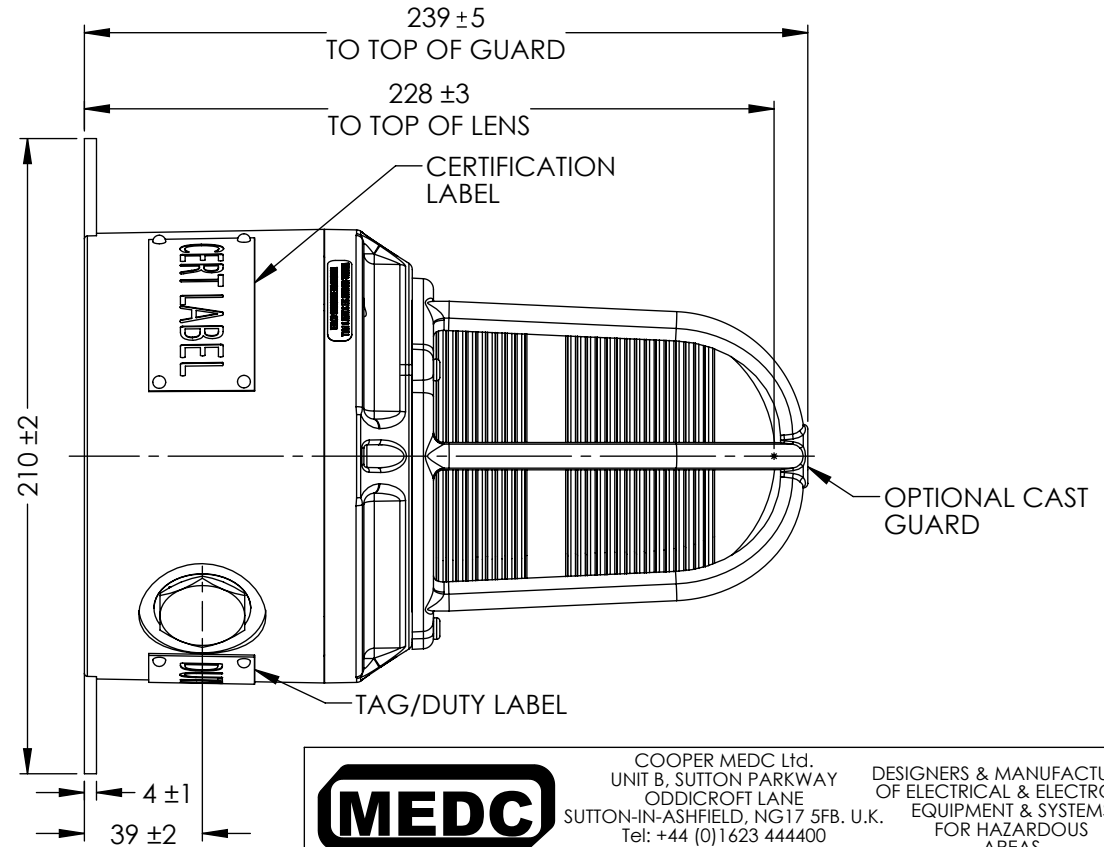
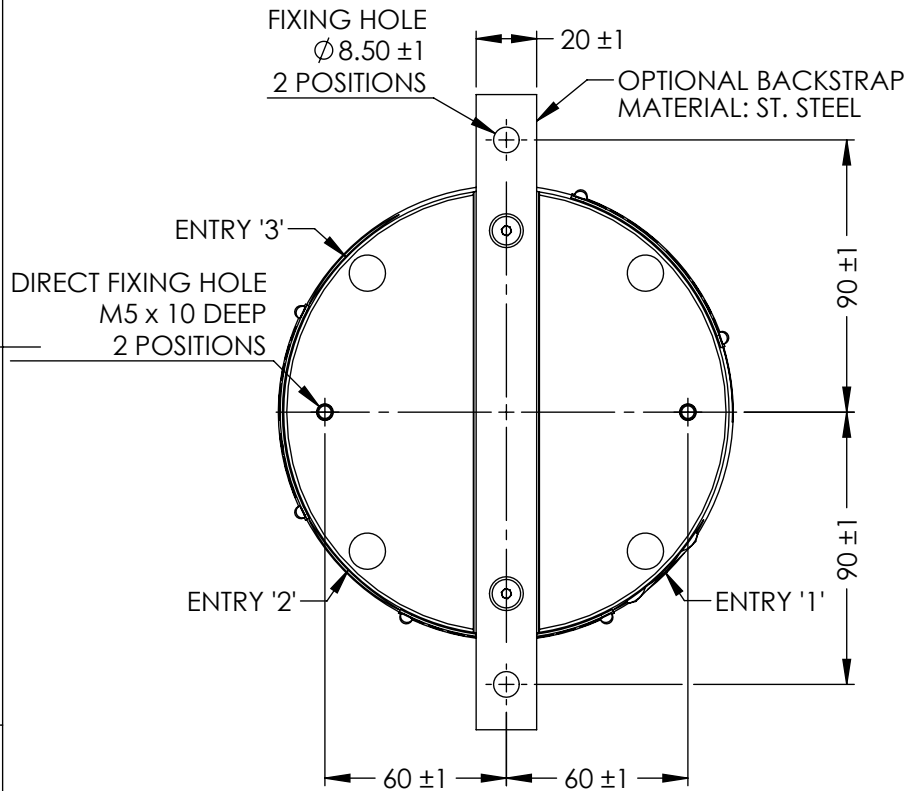
NOTES:

1. TYPE: XB15 XENON BEACON
2. CERTIFICATION DETAILS: II 2 GD Ex db IIC Tg Gb
Ex tb IIIC Td Db
3. ATEX CERTIFICATION No. Baseefa04ATEX0009X
4. IECEx CERTIFICATION No. IECEx BAS 05.0048X
5. AMBIENT TEMPERATURE RANGE: -55°C to +70°C (SEE TABLE FOR T-RATING DETAILS)
6. WEIGHT: 3.0±0.3 Kg
7. ENCLOSURE AND COVER MATERIAL: GLASS REINFORCED POLYESTER.
8. OPTIONAL GUARD MATERIAL: STAINLESS STEEL WIRE OR CAST ALUMINIUM.
9. OPTIONAL TAG/DUTY LABEL, LETTER SIZE 5mm MAX.
10. TERMINALS ARE SUITABLE FOR UP TO 12-WAY, 440V, 25A 2.5mm².
11. CABLE ENTRIES: UP TO 3xM25 x 1.5p IN POSITIONS 1, 2 & 3.

DO NOT SCALE



TUBE ENERGY	T-RATING					
	+40°C		+55°C		+70°C	
	Tg	Td	Tg	Td	Tg	Td
15J	T4	T135°C	T4	T135°C	T5	T100°C
10J	T4	T135°C	T5	T100°C	T6	T85°C
5J	T5	T100°C	T6	T85°C	T6	T85°C



COOPER MEDC Ltd.
 UNIT B, SUTTON PARKWAY
 ODDICROFT LANE
 SUTTON-IN-ASHFIELD, NG17 5FB, U.K.
 Tel: +44 (0)1623 444400
 Web: WWW.COOPERMEDC.COM

DESIGNERS & MANUFACTURERS
 OF ELECTRICAL & ELECTRONIC
 EQUIPMENT & SYSTEMS
 FOR HAZARDOUS
 AREAS

ISSUES B. 01-04-15 PF C. 15-12-15 PF	GENERAL TOLERANCES UOS	ALL DIMENSIONS ARE IN MILLIMETRES UNLESS OTHERWISE STATED	THIS DRAWING IS CONFIDENTIAL AND IS THE PROPERTY OF MEDC AND MUST NOT BE REPRODUCED EITHER WHOLLY OR PARTLY. ALL RIGHTS IN RESPECT OF PATENTS, DESIGNS AND COPYRIGHT ARE RESERVED	DRAWN BY: P.FISHWICK	DATE: 20/03/2015	TITLE: XB15 ATEX / IECEx CUSTOMER GA	SHT 1 OF 1
	LINEAR: ±0.25	REMOVE ALL BURRS AND SHARP CORNERS		CHECKED BY: D.COATES	DATE: 23/03/2015		
	ANGULAR: ±0.5°	MACHINE SYMBOLS THIS		APPROVED BY: P.FISHWICK	DATE: 23/03/2015		
	SURFACE FINISH: $\sqrt{3.2}$			SCALE: 2:5	A4	DWG NO. 276-471	REVISION C