

Smart Dimming Actuator CDAU-01/04, CDAU-01/04-I, CDAU-01/04-E

EATON

Powering Business Worldwide

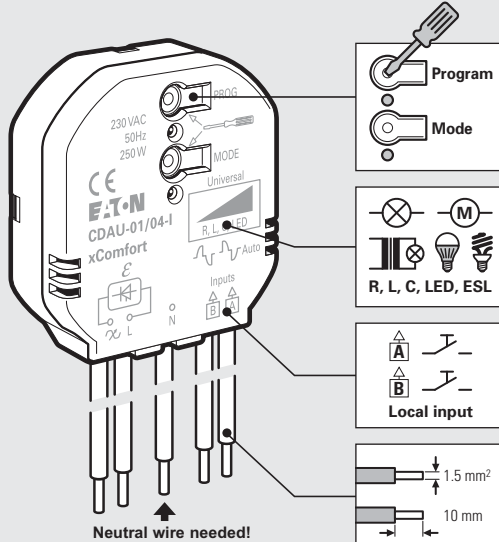


Danger
Lebensgefahr
Danger de mort
Nebezpečí
Nebezpečnostvo
Fare
Peligro
Életveszély
Pericolo di morte
Fare
Levensgevaar


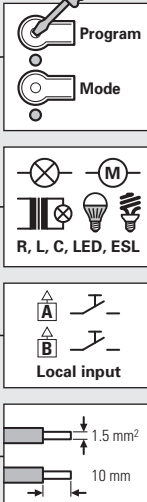
Perigo
Niebezpieczeństwo
Varning
Vaara
Hayati Tehlike
Pericol
Опасность
κίνδυνος θανάτου
危険
خطر على الحياة



Installation by electricians only
Montage nur durch Elektrofachkräfte
Montage uniquement par un électricien
Montáž pouze osobami s elektrotechnickou kvalifikací
Montáž iba osobami s elektrotechnickou kvalifikáciou
Mă kun instalareaş af an aut. el-instalator
Debe ser instalado por un profesional eléctrico
Csak szakképzett személy szerelheti
Montaggio esclusivamente ad opera di personale specializzato
Mă monteres av autoriser installerator Gr.L
Montage alleen door elektromonteurs
Deve ser instalado por um profissional
Montaz tylko przez uprawnionych instalatorów
Fär endast utföras av behörig elektriker
Asennus vain sähköasentajien toimesta
Sadece uzman kisiler monte edebilir
Instalare numai de catre electricieni
Монтаж может производить только элекрик
Εγκαταστήσει μόνο από ηλεκτρολόγους
仅允许合格电气技师进行安装
التركيب فقط من قبل عمال كهرباء اخصاصيين



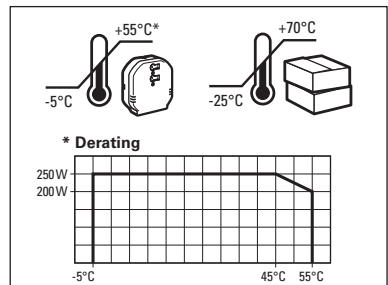
Neutral wire needed!
Nuldraad benodigd!
Nøytralleder nødvendig
Neutralleiter erforderlich!
Nulový vodičzapotrebit!



Actuator	Type	Load
CDAU-01/04		250 W
CDAU-01/04-I	Local input	250 W
CDAU-01/04-E	EMS, kWh	250 W

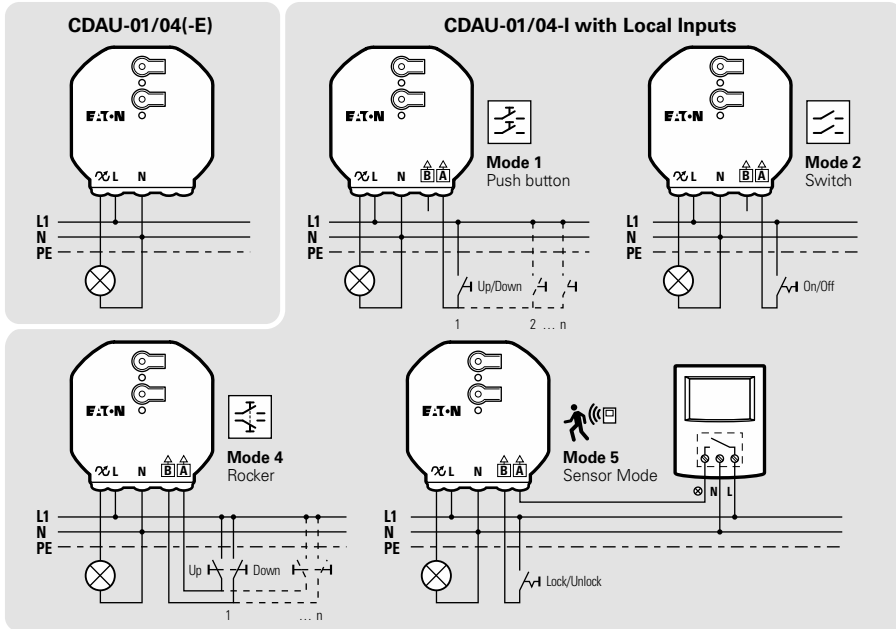
Technical Data / Technische gegevens / Tekniske data / Technische Daten / Technická data

Power supply	230 VAC +10% -15%, 50 Hz
Load	0 - 250 W (0 - 250 VA) LED, ESL: 0 - 100 W*
	* Depending on the lamp type.
Power standby (Typical)	325 mW (EMS type: 425 mW)
EMS	0.5 W to 250 W, 5% ±0.5 W (>0.5 W)
Local Input	230 VAC (Max. 265 V)
Binary Input voltage	Maximum 265 V (Same phase)
Input contact resistance	< 10 kΩ reliably ON, > 50 kΩ reliably OFF
Voltage difference	< 1 V reliably ON > 3 V reliably OFF
Overload protected (Auto recovery)	
Short-circuit protected (Auto recovery)	
Dimensions	49.5 x 45.5 x 18 mm (H x W x D)

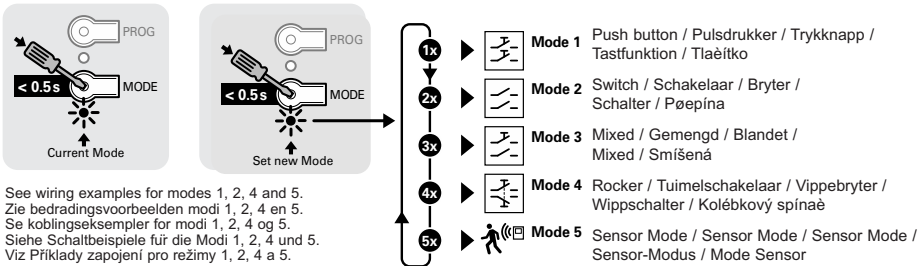


MRF	Version 2.44
RM	Version V41c
SHC-RF	Version 2.1
ECI-RF	Version 2.01
USB-RF	Version 2.10

Wiring diagrams / Aansluitschema's / Koblingsskjemaer / Schaltpläne / Schéma zapojení

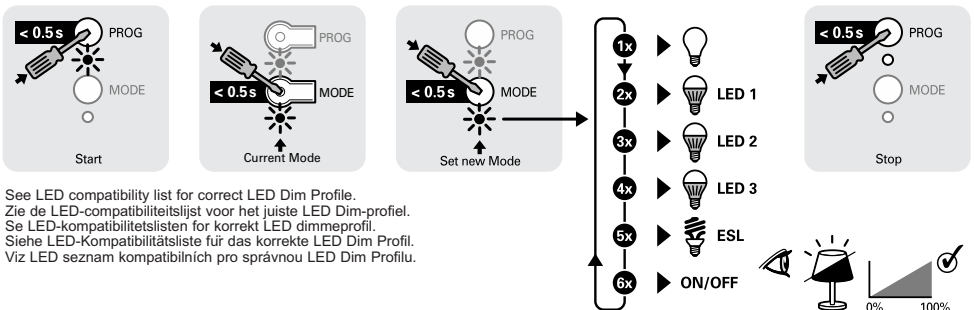


Set Local Input Mode / Lokale Ingang toewijzen / Tildele Lokal Inngang / Zuweisung lokaler Eingang / Přiznání místního vstupu (CDAU-01/04-I)



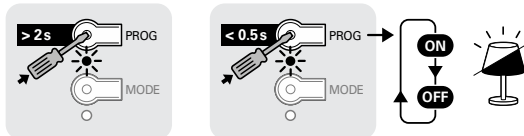
See wiring examples for modes 1, 2, 4 and 5.
 Zie bedringsvoorbeelden modi 1, 2, 4 en 5.
 Se koblingseksempler for modi 1, 2, 4 og 5.
 Siehe Schaltbeispiele für die Modi 1, 2, 4 und 5.
 Viz Příklady zapojení pro režimy 1, 2, 4 a 5.

Set Dim Profile / Dim Profil instellen / Stille inn dimmeprofil / Einstellen des Dim Profil / Nastavení Dim profil



See LED compatibility list for correct LED Dim Profile.
 Zie de LED-compatibiliteitslijst voor het juiste LED Dim-profiel.
 Se LED-kompatibilitetslister for korrekt LED dimmeprofil.
 Siehe LED-Kompatibilitätsliste für das korrekte LED Dim Profil.
 Viz LED seznam kompatibilních pro správnou LED Dim Profilu.


Manual switching - test / Handmatig schakelen - test / Manuell betjening - test / Handschaltung - Test / Ruční přepínání / test



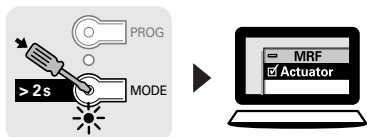
Assign Sensor in Basic Mode / Sensor in Basic Mode toewijzen / Tilknytte i Basic Mode / Zuweisen im Basic Mode / Přiradit v základním režimu



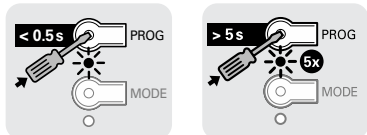
Remove Sensor in Basic Mode / Sensor in Basic Mode verwijderen / Fjerne i Basic Mode / Löschen im Basic Mode / Odstranit v základním režimu



Identify in MRF / Identifieren in MRF / Identifiser i MRF / Identifizieren im MRF / Identifikace v MRF



Back to factory default / Terug naar fabrieksinstellingen / Tilbake til fabrikkinnstillinger / Auf Auslieferungszustand zurücksetzen / Zpět na tovární hodnoty





Declaration of Conformity

We, EATON Industries (Austria) GmbH
3943 Schrems, Eugenia 1
Austria

declare that product (family)

**Eaton - Dimming actuator,
CDAU-01/04.. (contains RF-Modul CSCZ-01/xx)**

(the declaration of conformity applies to all listed types within our actual product catalog)

provided that it is installed, maintained and used in the application intended for, with respect to the relevant manufacturers instructions, installation standards and "good engineering practices"

complies with the provisions of Council directive(s):

- Low Voltage Directive 2006/95/EC
- EMC Directive 2004/108/EC
- Radio and Telecommunications Terminal Equipment 99/05/EC
- RoHS Directive 2011/65/EU

based on compliance with following standard(s):

- EN50491-5-1/10, EN50491-5-2/10, EN60669-2-1/10, EN50428/05+A1/07+A2/09, EN55015/13, EN61547/09

covered by RF-Modul CSCZ-01/xx: EN301489-3 V1.6.1, EN300220-2 V2.4.1, EN50491-5-1/10, EN50491-5-2/10, EN60950-1/06 + A11/09 + A1/10 + A12/11 + A2/13, EN62479/10



20.10.2015

Fernando Ceccarelli

Senior Vice President
General Manager

Friedrich Schröder

Director Quality
& EHS

Affixing date of CE mark: 2015

Doc.id.: CDAU-01/04.. (contains RF-Modul CSCZ-01/xx)