


**Motor Starter Components**


Table 1. Motor Starter Components

Item	Description	Current Cutler-Hammer Style Number
------	-------------	------------------------------------


**Vacuum Bottle Assembly**

	SL Vacuum Bottle Assembly (set of 3)	2147A58G02
---	--------------------------------------	------------


**Contact Control Circuit Board**

	SL Contactor Control Circuit Board	2147A58G03
---	------------------------------------	------------


**Contact Auxiliary Contacts**

	SL Contactor Auxiliary Contacts 2 NO/ 2 NC	2147A58G04
---	---	------------


**Contact Phase Barriers**

	SL Contactor Phase Barriers (set of 4)	2147A58G12
--	---	------------


**Contact Fuse Tray & Barrier Support**

	SL Contactor Fuse Tray & Barrier Support	2147A58G17
---	--	------------


**CPT & PT (Control Power Transformer & Potential Transformer) Primary Fuses**

	0.81-inch dia. 5kV Max, 1 Amp (set of 3) 0.81-inch dia. 5kV Max, 3 Amp (set of 3) 0.81-inch dia. 5kV Max, 5 Amp (set of 3)	2147A11G61 2147A11G49 2147A11G55
---	--	--


**Contact Operating Coils**

	SL Contactor Operating Coils	2147A58G11
---	------------------------------	------------

**Latch Coil with Rectifier**

	SL Latch Coil with Rectifier 24 VDC SL Latch Coil with Rectifier 48 VDC SL Latch Coil with Rectifier 125 VAC-DC SL Latch Coil with Rectifier 250 VAC-DC	2147A58G25 2147A58G26 2147A58G27 2147A58G28
---	--	--

**Contact Mechanical Latch Assembly**


	SL Contactor Mechanical Latch Assembly	2147A58G24
---	--	------------

**Motor Starter Components**



Table 1. Motor Starter Components

Item	Description	Current Cutler-Hammer Style Number
------	-------------	------------------------------------



**Contact Insulator & Bottle Clamp**

	SL Contactor Insulator & Bottle Clamp (set of 3)	2147A58G15
--	---	------------


**Fuse Clips**

	SL PT Primary Fuse Clips & Mounting SL CPT Primary Fuse Clips & Mounting (set of 2)	2147A58G18 2147A58G16
	SL Contactor Main Fuse Clips (set of 3)	2147A58G20




**Contact Line or Load Fingers**

	SL, Roll-Out Contactor Line Finger & Support (set of 3)	2147A58G50
	SL, Roll-Out Contactor Load Finger & Support (set of 3)	2147A58G51

**Contact Return Spring Assembly**

	SL Contactor Return Spring Assembly	2147A58G22
--	-------------------------------------	------------

**Isolation Switches**

	Isolation Switch Handle, Housing, and Clevis	2147A41G08
	Isolation Switch Tray with Fuse Clamps	2147A41G22
	Isolation Switch Microswitch Assembly	2147A01G01

**Motor Starter Components**

Table 1. Motor Starter Components

Item	Description	Current Cutler-Hammer Style Number
<b>Contactor Coil</b>		
	800A Contactor Coils 120 VAC (set of 2)	2147A88G11
	800A Contactor Coils 240 VAC (set of 2)	2147A88G12

**Magnet Assembly**

	800A Contactor Magnet Assembly with Coil 120 VAC	2147A88G02
	800A Contactor Magnet Assembly with Coil 240 VAC	2147A88G03
	800A Contactor Magnet Assembly without Coil	2147A88G04

**Interlocks**

	L-63 Interlock (coil circuit)	578D461G03
	L-64 Auxiliary Interlocks 1 NO 1 NC	843D943G21
	L-64 Auxiliary Interlocks 2 NO	843D943G22
	L-64 Auxiliary Interlocks 2 NC	843D943G23

**Barrier Assemblies**

	800A Contactor Barrier Assembly	2147A89G07
	800A Contactor Fuse Support & Barrier Assembly	2147A89G06

**Fuse Puller**

	800A Contactor Fuse Puller	2147A93G07
--	----------------------------	------------

**CPT & PT (Control Power Transformer & Potential Transformer) Primary Fuses**

	0.81-inch dia. 5kV Max, 1 Amp (set of 3)	2147A11G61
	0.81-inch dia. 5kV Max, 3 Amp (set of 3)	2147A11G49
	0.81-inch dia. 5kV Max, 5 Amp (set of 3)	2147A11G55
	1.00-inch dia. 5kV Max, 1 Amp (set of 3)	2147A11G63
	1.00-inch dia. 5kV Max, 3 Amp (set of 3)	2147A11G46
	1.00-inch dia. 5kV Max, 5 Amp (set of 3)	2147A11G53

Eaton Corporation  
 Cutler-Hammer business unit  
 1000 Cherrington Parkway  
 Moon Township, PA 15108-4312  
 USA  
 tel: 1-800-525-2000  
 www.cutler-hammer.eaton.com

**Motor Starter Components**

Table 1. Motor Starter Components

Item	Description	Current Cutler-Hammer Style Number
<b>Load or Line Fingers</b>		
	800A Contactor Line Fingers with Copper Support	2147A89G01
	800A Contactor Line or Load Fingers without Copper Support	2147A89G02
	800A Contactor Fuse Load Fingers (between contactor & fuse) (set of 3)	2147A71G15

**Vacuum Bottle with Shunt, Support, & Fingers**

	800A Contactor Vacuum Bottle with Shunt, Support & Fingers (set of 3)	2147A87G03
--	---	------------

**Miscellaneous Parts Kit**

	800A Contactor Miscellaneous Parts Kit	2147A88G15
--	--	------------

**Contactor Tune-up Kit**

	800A Contactor Tune-up Kit	2147A99G04
--	----------------------------	------------

**Isolation Switches**

	800A Isolation Switch Handle, Housing, & Clevis	2147A71G08
	800A Isolation Switch Tray Assembly with Line Fingers	2147A81G22
	Isolation Switch Microswitch Assembly	2147A01G01

**Note:** For additional information, call 1-800-523-3775.