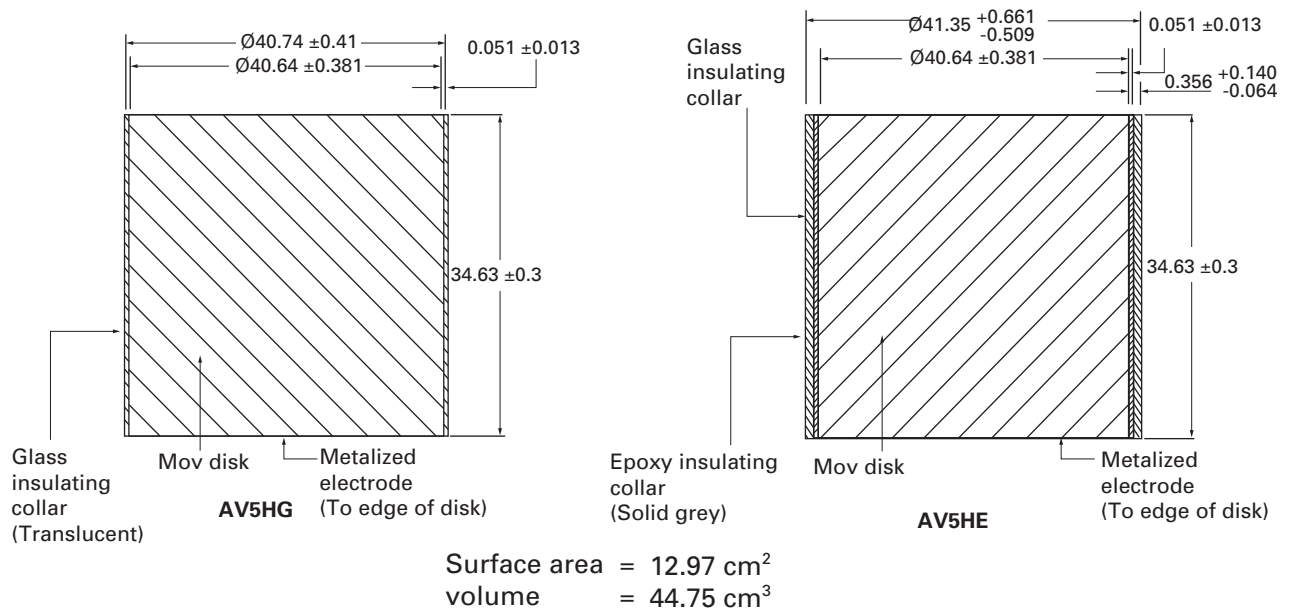


Technical specifications for 10 kA, heavy-duty class 1, 4.5 kV and 5 kV VariSTAR® MOV disks



Application

The VariSTAR MOV (Metal Oxide Varistor) disks described in this Technical Data sheet are for use as active elements in IEC 10 kA Class 1 and ANSI Heavy-Duty Distribution Class Surge Arresters, when applied in an appropriately designed arrester.

Polymer housed arrester designs:

Use the glass collared AV5HG series VariSTAR disks, when applying disks to a polymer housed arrester, where the dielectric strength of the material in direct contact with the disks exceeds the dielectric strength of air.

Porcelain housed arrester designs:

Option 1.

Use the glass collared AV5HG series VariSTAR disk together with an Epoxy Film Tape, as described in technical data sheet TD-241, when applying disks in a porcelain housed arrester, where the material in direct contact with the VariSTAR disks is equal to the dielectric strength of air.

Option 2.

Use the epoxy collared AV5HE series VariSTAR disks, when applying disks in a porcelain housed arrester, where the dielectric strength of the material in direct contact with the disks is equal to the dielectric strength of air.

Electrical properties for AV5HG and AV5HE series VariSTAR disks are otherwise identical.

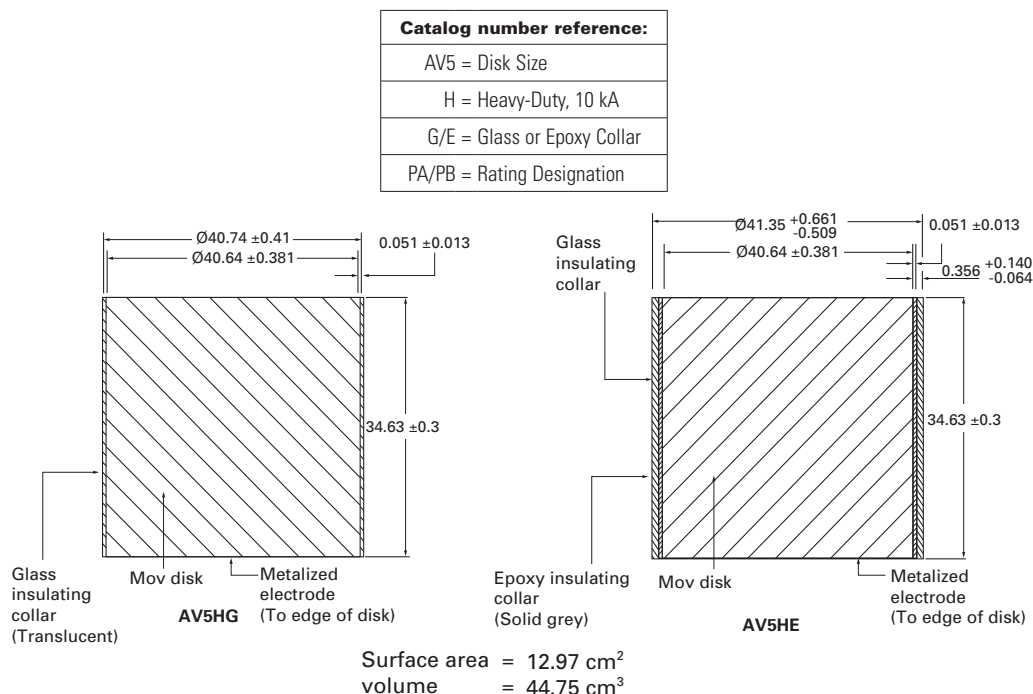


Figure 1. Dimensions AV5HG VariSTAR disk and AV5HE VariSTAR disk in mm

Table 1. Suggested usage & class ratings

Catalog number	Suggested U _r (Rating)	Suggested U _c (MCOV)	IEC LD current withstand	ANSI LCLD class	IEC high current ANSI HCSD	I _{ref}
AV5HEPA	4.5 kV	3.94 kV	Class 1	250 A 2000 μs	100 kA	5 mA
AV5HGPA						
AV5HEPB	5 kV	4.26 kV	Class 1	250 A 2000 μs	100 kA	5 mA
AV5HGPB						

Table 2. Maximum residual voltages

Catalog number	Rating (kV)	MCOV (kV rms)	0.5 μsec (ANSI) kV @ 10 kA	1.0 μsec (IEC) kV @ 10 kA	kV @ 125 A switching surge	kV @ 500 A switching surge	8/20 μs Wave forms					
							kV pk @ 1.5 kA	kV pk @ 3 kA	kV pk @ 5 kA	kV pk @ 10 kA	kV pk @ 20 kA	kV pk @ 40 kA
AV5HEPA	4.5	3.94	16.8	16.5	10.8	11.5	12.4	13.2	13.8	15.1	16.7	19.2
AV5HGPA												
AV5HEPB	5	4.26	18.1	17.8	11.6	12.4	13.4	14.3	14.9	16.3	18.0	20.7
AV5HGPB												

Note: Values other than V_{10 kA} are typical values.

Residual voltage vs. impulse current

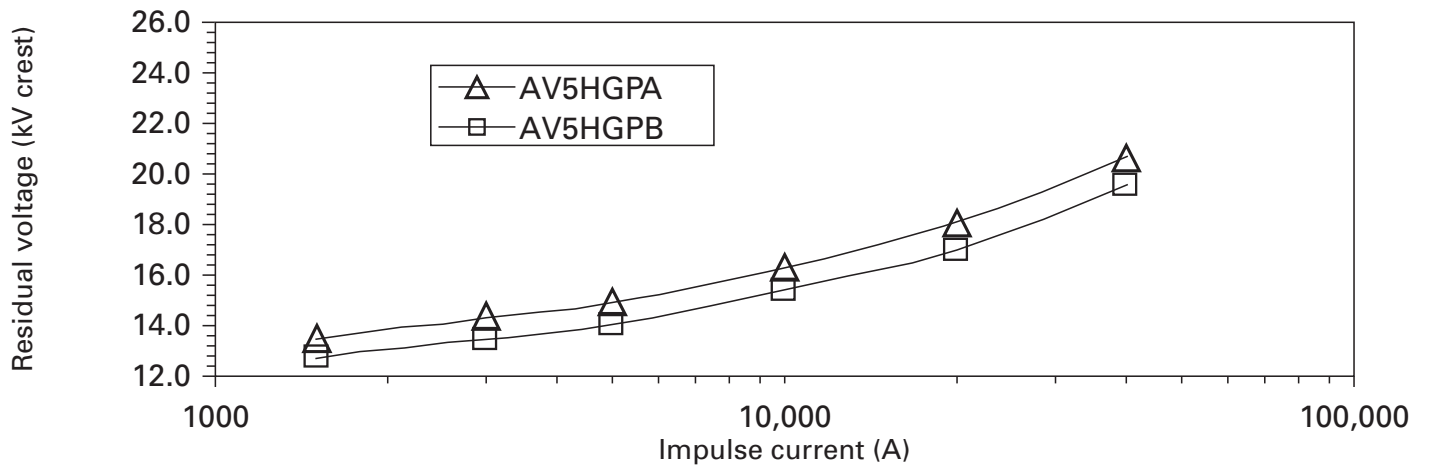


Figure 2. Maximum residual voltage vs. impulse current

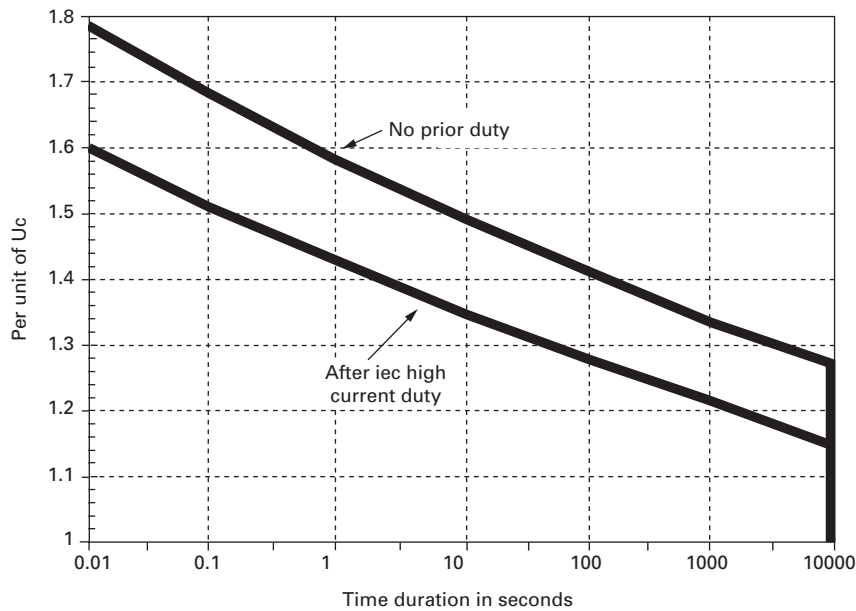


Figure 3. Temporary overvoltage capability, 60°C

Note: The TOV capability will depend on the design and thermal capability of the arrester. The above TOV curve represents a typical Eaton Cooper Power series design.

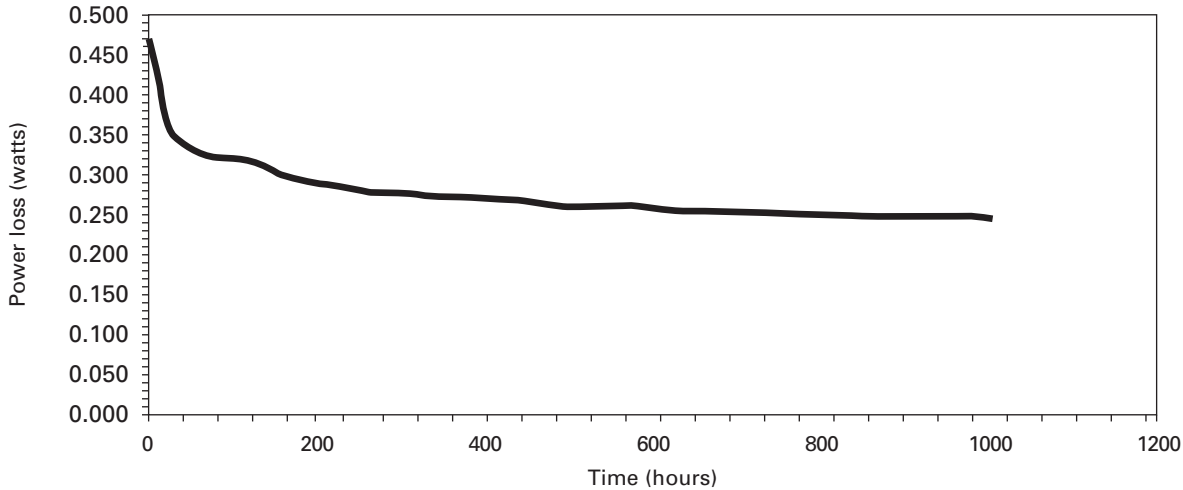


Figure 4. Aging curve for AV5HG and AV5HE VariSTAR disks

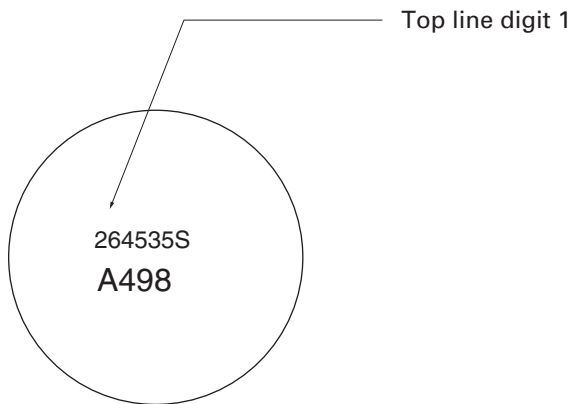
Aging factors based on the IEC and ANSI 1000 hour power loss tests are guaranteed to be less than or equal to 1. The 1000 hour test is performed at 115°C, which is equivalent to 110 years with the operating temperature at 40°C and operating voltages less than or equal to COV. See Figure 4.

Table 3. Guaranteed characteristics based on 100% testing

Catalog number	Min. V_{1mA/cm^2} (kV DC)	Max. V_{10kA} (kV)
AV5HEPA	7.50	15.1
AV5HGPA		
AV5HEPB	8.12	16.3
AV5HGPB		

Factory routine tests performed on each disk

- Physical Inspection
- Residual Voltage Measurement (referenced to 10 kA, 8/20 μ s)
- V_{1mA/cm^2} (DC voltage at 12.97 mA)
- Power Loss @ 0.551 of V_{1mA/cm^2} Voltage



Top Line:

- Digit 1 Factory No. (May be numeral or letter designation)
- Digit 2 Last Digit of Year of Manufacture
- Digits 3, 4, 5, 6 Factory Lot Number
- Digit 7 Factory Use Only

Second Line:

- Digit 1 Rating Code (See Table 4 below)
- Digit 2 Factory Use Only
- Digits 3 (& 4) Disk Sub-category per Table 5

Figure 5. Disk identification system

Table 4. Disk category

Rating code	Catalog number	Min. V_{1mA/cm^2} (kV DC)	Max. $V_{10 kA}$ (kV)	Power loss test		Min. V_{ref} @ I_{ref} of 5 mA (kV)
				Test voltage kV rms	Watts @ 20° C	
A	AV5HEPA	7.50	15.1	4.14	0.318	5.21
	AV5HGPA					
B	AV5HEPB	8.12	16.3	4.47	0.337	5.64
	AV5HGPB					

Table 5. Disk sub-category

Second line digits 3 (& 4)	Minimum V_{SKA} (kV)	Maximum V_{SKA} (kV)	Second line digits 3 (& 4)	Minimum V_{SKA} (kV)	Maximum V_{SKA} (kV)
20	11.91	12.00	48	14.71	14.80
21	12.01	12.10	49	14.81	14.90
22	12.11	12.20	50	14.91	15.00
23	12.21	12.30	51	15.01	15.10
24	12.31	12.40	52	15.11	15.20
25	12.41	12.50	53	15.21	15.30
26	12.51	12.60	54	15.31	15.40
27	12.61	12.70	55	15.41	15.50
28	12.71	12.80	56	15.51	15.60
29	12.81	12.90	57	15.61	15.70
30	12.91	13.00	58	15.71	15.80
31	13.01	13.10	59	15.81	15.90
32	13.11	13.20	60	15.91	16.00
33	13.21	13.30	61	16.01	16.10
34	13.31	13.40	62	16.11	16.20
35	13.41	13.50	63	16.21	16.30
36	13.51	13.60	64	16.31	16.40
37	13.61	13.70			
38	13.71	13.80			
39	13.81	13.90			
40	13.91	14.00			
41	14.01	14.10			
42	14.11	14.20			
43	14.21	14.30			
44	14.31	14.40			
45	14.41	14.50			
46	14.51	14.60			
47	14.61	14.70			

Note: For individual disk reference only. Not for ordering.

Storage and handling

The VariSTAR MOV disks are packaged on wooden pallets and secured for ocean container shipment. The pallet/boxes shall be stored indoors until the purchaser’s acceptance test. Once opened, the disks shall be stored in a dry and clean environment to avoid moisture or other contaminants to collect on the disk surface. The MOV disk should not be handled with bare hands. A latex or other non-fibrous glove should be used to prevent contaminants from compromising the collar of the disk.

This page intentionally left blank.

This page intentionally left blank.

Eaton reserves the right to make changes to its product specifications, performance data or characteristics, at any time, without prior notice, and without creating any obligations on its part. Accordingly, the use of the information contained herein creates no liability on the part of Eaton.

ISO 9001-Certified quality management system

Eaton
1000 Eaton Boulevard
Cleveland, OH 44122
United States
Eaton.com

Eaton's Power Systems Division
2300 Badger Drive
Waukesha, WI 53188
United States
Eaton.com/cooperpowerseries

© 2017 Eaton
All Rights Reserved
Printed in USA
Publication No. TD235027EN

Eaton is a registered trademark.

All trademarks are property
of their respective owners.

For Eaton's Cooper Power series surge arrester
product information
call 1-877-277-4636 or visit:
www.eaton.com/cooperpowerseries.