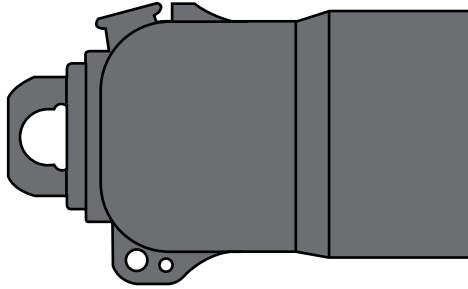


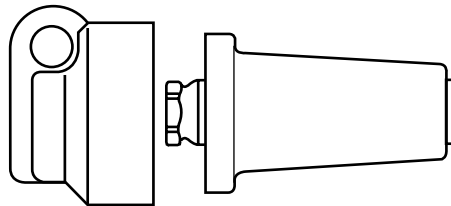
400 A connector accessories



Plug-in receptacle cap

DRC400P - 24 kV applications **DRC436P - 36 kV applications**

- Mates with 400 A plug-in interface B of CENELEC 50180 and 50181 and other major bushing standards
- Seals mating bushing to maintain electrical ratings, external screen, and watertightness
- Moulded EPDM insulation with semi-conductive EPDM external screen
- Supplied with silicone lubricant and installation instructions
- Bail assembly is ordered separately (2638409C01B)
- For de-energized operation

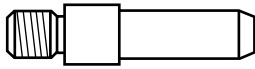


Basic insulating plug

DPI400 - 24 kV applications **DPI436 - 36 kV applications**

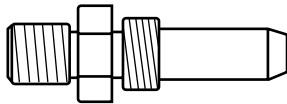
- Moulded epoxy part to dead-end a 400 series tee connector.
- Contains an integral capacitive test point.
- Includes the semi-conductive EPDM rubber cap.
- Used with DT400P / 436P and DT400 / 436

**Pin contact & hex key for 400 A elbow
(DE400 / DE436)**



2638371C01B

- Tin-plated copper pin contact.
- Hex key applies the proper torque.



**Pin contact for plug-in tee connector
(DT400P / DT436P)**

2638325C01

- Tin-plated copper pin contact is installed with a 22 mm socket wrench.

Cable adapters

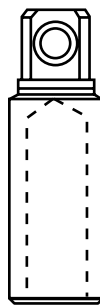
The CA 400 cable adapters are used on all 400 series products including the 400 A elbow, 400 A plug-in tee, and the 630 A bolted tee connector.



Cable Information Range (mm)

| Catalog Number | Cable Information Range (mm) | |
|----------------|------------------------------|---------|
| | Minimum | Maximum |
| CA400AA | 13.5 | 17.2 |
| CA400A | 16.3 | 19.3 |
| CA400B | 18.3 | 21.0 |
| CA400C | 20.0 | 24.1 |
| CA400D | 23.1 | 27.0 |
| CA400E | 25.6 | 29.0 |
| CA400F | 27.7 | 32.6 |
| CA400G | 30.9 | 36.2 |
| CA400H | 34.0 | 39.5 |

Crimp connectors for 400 A elbow (DE400 / DE436)



| Conductor Size (mm ²) | DIN (Bimetallic) | EDF (Bimetallic) |
|-----------------------------------|------------------|------------------|
| 25 | CDE400U25 | CDE400E25 |
| 35 | CDE400U35 | CDE400E35 |
| 50 | CDE400U50 | CDE400E50 |
| 70 | CDE400U70 | CDE400E70 |
| 95 | CDE400U95 | CDE400E95 |
| 120 | CDE400U120 | CDE400E120 |
| 150 | CDE400U150 | CDE400E150 |
| 185 | CDE400U185 | CDE400E185 |
| 240 | CDE400U240 | CDE400E240 |
| 300 | CDE400U300 | – |
| 400 | CDE400U400 | – |

Crimp connectors for 400 A plug-in tee (DT400P / DT436P)



| Conductor Size (mm ²) | DIN (Bimetallic) | EDF (Bimetallic) |
|-----------------------------------|------------------|------------------|
| 25 | CDT400U25 | CDT400E25 |
| 35 | CDT400U35 | CDT400E35 |
| 50 | CDT400U50 | CDT400E50 |
| 70 | CDT400U70 | CDT400E70 |
| 95 | CDT400U95 | CDT400E95 |
| 120 | CDT400U120 | CDT400E120 |
| 150 | CDT400U150 | CDT400E150 |
| 185 | CDT400U185 | CDT400E185 |
| 240 | CDT400U240 | CDT400E240 |
| 300 | CDT400U300 | – |
| 400 | CDT400U400 | – |

Eaton
1000 Eaton Boulevard
Cleveland, OH 44122
United States
Eaton.com

Eaton's Cooper Power Systems Division
2300 Badger Drive
Waukesha, WI 53188
Eaton.com/cooperpowerseries

© 2015 Eaton
All Rights Reserved
Printed in USA
Publication No. CA650027EN

Eaton and Cooper Power are valuable trademarks of Eaton in the U.S. and other countries. You are not permitted to use these trademarks without the prior written consent of Eaton.