



We have upgraded our proven EWK enclosure series

To make the most of this change, please take a look at the following points:

1. There will be no change to our existing part structure (see product matrix)
2. With this upgrade, we have increased the flange size by more than 100% compared to the previous design (standard F3A flanges can be used, which are compatible with many other products from our xEnergy Basic family)
3. Our new locking system enables you to retrofit a rotary lever
4. The installation point of the mounting insert has been moved forward to allow efficient wiring from the outside as well as internally from one section to another
5. Thanks to our new snap fasteners, all individual sections can be easily pre-assembled outside the cabinet, to ensure that they can be integrated quickly and smoothly
6. Special incomer kits (EWK-...-KIT) for different devices (Dumeco, NZM and XNH up to 200 A) can be integrated into the top or bottom position of the enclosure



**IEC Protection
Class II compliant**

EATON

Powering Business Worldwide







For more information, visit
Eaton.com/EWK

Overview of the product range upgrade

- Ready-to-use enclosures, including pre-fitted mounting insert, DIN rails, N/PE terminals and protective covers
- Prepared with cutouts at the top/bottom for generously proportioned cable entries with multiple F3A flange options
- 14 different types are available from stock, covering virtually all standard applications

Number of rows	Total number of modular units	Height [mm]	Width [mm]	Depth [mm]	Interior frame size [mm]	Number of doors	Number of needed F3A-flanges	Type	Cat. no.
3	36	500	300	230	450x250	1	2	EWK-G13/31	193157
4	48	650	300	230	600x250	1	2	EWK-G14/31	193158
5	60	800	300	230	750x250	1	2	EWK-G15/31	193159
6	72	950	300	230	900x250	1	2	EWK-G16/31	193160
3	72	500	550	230	450x500	1	4	EWK-G23/31	193161
4	96	650	550	230	600x500	1	4	EWK-G24/31	193162
5	120	800	550	230	750x500	1	4	EWK-G25/31	193163
6	144	950	550	230	900x500	1	4	EWK-G26/31	193164
3	108	500	800	230	450x750	1	6	EWK-G33/31	193165
4	144	650	800	230	600x750	1	6	EWK-G34/31	193166
5	180	800	800	230	750x750	1	6	EWK-G35/31	193167
6	216	950	800	230	900x750	1	6	EWK-G36/31	193168
5	240	800	1050	230	750x1000	2	8	EWK-G45/31	193169
6	288	950	1050	230	900x1000	2	8	EWK-G46/31	193170

To get ready for this change, please select the appropriate type and number of F3A flanges *) that best fit your project:

	Description	Type designation	Cat. no.	Units per package
	Blind flange	F3A-0	074182	1
	4xM16, 6xM25/16, 8xM32/20	F3A-4	081301	1
	2xM20, 8xM25/16, 4xM32/20, 1xM50/32	F3A-8	091468	1
	2xM16, 12xM20, 2xM40/25, 2xM50/32	F3A-12	076555	1
	24xM16, 13xM20	F3A-34	078928	1
	2 Grommets for cables up to ø 70 mm	F3A-KTD	083674	1
	40 cables ø 10-13mm 4 cables ø 17-21mm 2 cables ø 27-30mm	F3A-D	010145	1

*) We are currently revising and expanding our entire F3A flange product range.

Eaton Industries (Austria) GmbH
Scheydgasse 42
1210 Vienna
Austria

Eaton
EMEA Headquarters
Route de la Longeraie 7
1110 Morges, Switzerland

© 2022 Eaton
All Rights Reserved
Publication No. FL019004EN
July 2022

Changes to the products, to the information contained in this document, and to prices are reserved; so are errors and omissions. Only order confirmations and technical documentation by Eaton is binding. Photos and pictures also do not warrant a specific layout or functionality. Their use in whatever form is subject to prior approval by Eaton. The same applies to Trademarks (especially Eaton, Moeller, and Cutler-Hammer). The Terms and Conditions of Eaton apply, as referenced on Eaton Internet pages and Eaton order confirmations.

Eaton is a registered trademark.

All other trademarks are property of their respective owners.

Follow us on social media to get the latest product and support information.

