

# Magnum DS switchgear common replacement parts

## Switchgear components

Table 1. Overhead lifters


Item	Description	Style number
	Magnum DS™ switchgear overhead lifter (1000 lb cap.)	8651C91G17
	MDSL breaker frame	8651C91G19
	MDS short overhead lifter	8651C91G21
	Magnum DS switchgear overhead lifter "heavy-duty" (1500 lb cap.)	8651C91G14
	MDSL "short" overhead lifter	8651C91G20

Table 2. Universal breaker lifting yokes


Item	Description	Style number
	Magnum DS breaker lifting yoke for 3P MDN, 3P MDS, 4P MDS, and 6P MDN breakers	87C0345G04
	Magnum DS breaker lifting yoke for 8P MDN, 6P MDS, and 8P MDS breakers	87C0345G08

Table 3. Universal breaker lifting yoke conversion

Breaker type	Legacy lifting yoke (pre-August 2019)	Universal lifting yoke (post-August 2019)
MDS 3P	8651C91G02	87C0345G04
MDSL 3P	8651C91G04	87C0345G04
MDS 4P	8651C91G07	87C0345G04
MDS 3P non walk-in	9259C07G01	87C0345G04
MDN 3P	8651C91G09	87C0345G04
MDN 6P	8651C91G15	87C0345G04
MDN 3P non walk-in	9259C07G02	87C0345G04
MDN 4P	8651C91G10	—
MDS 6P	8651C91G05	87C0345G08
MDS 8P	8651C91G08	87C0345G08
MDN 8P	8651C91G16	87C0345G08
MDS 6P non walk-in	9259C07G03	87C0345G08
NRX	9257C90G01	9257C90G01

Table 4. Hand crank

Item	Description	Style number
	Hand crank for Magnum DS switchgear overhead lifter	9250C52H09

Table 5. Magnum DS breaker lifter rail fronts



Item	Description	Style number
	22-inch (1 section)	MABMAFFGFF
	44-inch (2 sections)	MABMAAFGFF
	66-inch (3 sections)	MABMAAGFF
	88-inch (4 sections)	MABMAAGAF
	104-inch (5 sections)	MABMAAGAA




Table 6. Portable lift truck

Item	Description	Style number
	Portable lift truck	6727D63H20




Powering Business Worldwide


**Table 7. Trip unit test kits**

Item	Description	Style number
	Digitrip adapter for 510, 610, 810, and 910 trip units	<b>8779C02G03</b>
	Amptector test kit	<b>140D481G03</b>
	MTK2000	<b>87C0270G04</b>




**Table 8. Magnum DS breaker test cabinet**

Item	Description	Style number
	Breaker test cabinet 120 V	<b>9253C25G01</b>
	Breaker test cabinet 240 V	<b>9253C25G02</b>
	Breaker test cabinet with capacitor trip 120 Vac	<b>9253C25G03</b>
	Magnum DS test breaker plug	<b>9253C25G04</b>



**Table 9. Magnum DS switchgear drawout cassette**

Item	Description	Style number
	800–3200 A with or without secondary terminals	<b>MABECBAG0D</b>

**Table 10. Magnum DS switchgear breaker cell provision covers**


Item	Description	Style number
	Non-arc-resistant switchgear breaker cell provision cover (bolt-in device for use when breaker is removed for an extended period of time)	<b>9256C13H01</b>
	Arc-resistant switchgear breaker cell provision cover (bolt-in device for use when breaker is removed for an extended period of time)	<b>87C0106H31</b>
	Magnetic door cover for use when breaker is temporarily removed from cell	<b>9250C50G01</b>

**Table 11. Magnum DS switchgear winged handle for Magnum DS breaker door**


Item	Description	Style number
	Magnum DS switchgear winged handle for breaker door with key lockable wing knob	<b>1A85290G22</b>
	Magnum DS switchgear winged handle for breaker door with padlockable wing knob	<b>1A85290G20</b>

## Motor starter components


**Table 12. Magnum DS cell compartment heater**

Item	Description	Style number
	Magnum DS cell compartment heater 120 V, 95 W / 250 V, 250 W	<b>7497A69H0</b>
	Thermostat	<b>3475C49H03</b>



**Table 13. Magnum DS switchgear secondary disconnect terminal block**

Item	Description	Style number
	Magnum DS switchgear secondary disconnect terminal block assembly	<b>25A3642G01</b>


**Table 14. Magnum shutter modules**

Item	Description	Style number
	MSM-1000MDS (3P MDS)	<b>478C628G02</b>
	MSM-1000MDN (3P MDN)	<b>478C628G04</b>
	MSM-1000MDS4P (4P MDS)	<b>478C628G06</b>
	MSM-1000MDN4K (6P MDN)	<b>478C628G08</b>
	MSM-1000MDSL (3P MDSL)	<b>478C628G10</b>

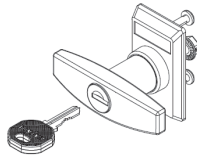
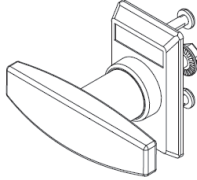
**Table 15. Magnum DS switchgear cassette, 6-point secondary terminal block**

Item	Description	Style number
	(A1–A6), includes wires	<b>25A3644G01</b>
	(A7–A12), includes wires	<b>25A3644G02</b>
	(A13–A15, B1–B3), includes wires for connecting to 30-point, stationary A-block	<b>25A3644G03</b>
	(B4–B9), includes wires	<b>25A3644G04</b>
	(B10–B15), includes wires	<b>25A3644G05</b>
	(C1–C8), includes wires	<b>25A3644G06</b>
	(A16–A21), includes wires	<b>25A3644G07</b>
	(A22–A27), includes wires	<b>25A3644G08</b>
	(A28–A30, B16–B18), includes wires	<b>25A3644G09</b>
	(B19–B24), includes wires	<b>25A3644G10</b>
	(B25–B30), includes wires	<b>25A3644G11</b>
	(C7–C12), includes wires	<b>25A3644G12</b>
	Magnum DS switchgear cassette, quantity: two 6-point secondary terminal blocks for cell switches, (C1–C6 and C7–C12), wires not included	<b>25A3645G01</b>


**Table 16. Remote racking and operating device**

Item	Description	Style number
	MRR1000	<b>9259C80G01</b>

**Table 17. Magnum DS switchgear handles**

Item	Description	Style number
	T-handle door handle—locking	<b>151B590H12</b>
	T-handle door handle—non-Locking	<b>151B590H11</b>


**Table 18. Breaker control switch**

Item	Description	Style number
	E34 breaker control switch	<b>E34VMBL7</b>




**Table 19. Remote operator devices**

Item	Description	Style number
	Pushbutton with cable control	<b>1C15983G05</b>
	Receptacle and cap	<b>1C15983G04</b>

**Table 20. 1-neutral current sensor**


Item	Description	Style number
	Required for ground fault—200 A	<b>9253C03H01</b>
	Required for ground fault—250 A	<b>9253C03H02</b>
	Required for ground fault—300 A	<b>9253C03H03</b>
	Required for ground fault—400 A	<b>9253C03H04</b>
	Required for ground fault—600 A	<b>9253C03H05</b>
	Required for ground fault—630 A	<b>9253C03H14</b>
	Required for ground fault—800 A	<b>9253C03H06</b>
	Required for ground fault—1000 A	<b>9253C03H07</b>
	Required for ground fault—1200 A	<b>9253C03H08</b>
	Required for ground fault—1250 A	<b>9253C03H15</b>
	Required for ground fault—1600 A	<b>9253C03H09</b>
	Required for ground fault—2000 A	<b>9253C03H10</b>
	Required for ground fault—2500 A	<b>9253C03H11</b>
Required for ground fault—3000 A	<b>9253C03H12</b>	
Required for ground fault—3200 A	<b>9253C03H13</b>	

**Table 21. Shutter padlock kits**


Item	Description	Part number
	For use with MDS and MDSL cassettes ①	<b>478C676G10</b>
	For use with MDN cassettes	<b>478C676G11</b>
	For use with 6P MDN cassettes	<b>478C676G12</b>

① For double-wide MDS cassettes, a quantity of two for this part number is required.

**Table 22. Cassette side sheet**

Item	Description	Part number
	Cassette side sheet modification kit	<b>478C676G13</b>

**Table 23. Door handle locking device**

Item	Description	Part number
	Arc-resistant door handle locking device	<b>9259C88H17</b>
		<b>9259C88H18</b>

**Note:** Both –H17 and –H18 need to be ordered together.

**Eaton**  
1000 Eaton Boulevard  
Cleveland, OH 44122  
United States  
Eaton.com

© 2019 Eaton  
All Rights Reserved  
Printed in USA  
Publication No. TD019004EN / Z23093  
October 2019