

Group Meter Main - Without Bypass

100 Amp Vertical

Multiple Metering



2012 MS60 (closed)



2012 MS60 (open)

Application

- For vertical multi-meter/mains installations - 6 position maximum 225A and 400A main buss
- Main breaker provisions - breakers not included
- Receive ANSI C12.10 watt-hour meters
- Overhead or underground feed (see chart)
- Surface or flush mount (see chart)

Construction

- Ring type
- NEMA Type 3R
- ANSI 61 gray E-coat finish
- Aluminum snap ring included



Standards

- UL 414 Listed
- ANSI C12.7
- EUSERC 342

Accessories

- 5th Jaw Kit - 50365
- AW Hubs

Part/UPC Number	Catalog Number	Number of Positions	Buss Amps	Amp Rating	Jaws	Service Type	Access	AIC	Main Breaker Provision
78205164115	2014	4	400	100	4	1Ø/3W	UG	10K	(4) 2P
78205164135	2015	5	400	100	4	1Ø/3W	UG	10K	(5) 2P
78205164165	2016	6	400	100	4	1Ø/3W	UG	10K	(6) 2P
78205164245	2012 F	2	225	100	4	1Ø/3W	UG	10K	(2) 2P
78205164085	2012 MS60	2	225	100	4	1Ø/3W	OH/UG	10K	(2) 2P
78205164255	2013 F	3	225	100	4	1Ø/3W	UG	10K	(3) 2P
78205164095	2013 MS60	3	225	100	4	1Ø/3W	OH UG	10K	(3) 2P
78205164265	2014 F	4	400	100	4	1Ø/3W	UG	10K	(4) 2P
78205164275	2015 F	5	400	100	4	1Ø/3W	UG	10K	(5) 2P
78205164285	2016 F	6	400	100	4	1Ø/3W	UG	10K	(6) 2P

Part/UPC Number	Catalog Number	Connections			Overall Dimensions			Top Provision	Knockout Layout
		Line	Buss Load	Neutral	Height	Width	Depth		
78205164115	2014	Studs	MCB	Studs	34"	32"	6"	None	Fig. 3
78205164135	2015	Studs	MCB	Studs	39 1/2"	32"	6"	None	Fig. 4
78205164165	2016	Studs	MCB	Studs	39 1/2"	32"	6"	None	Fig. 4
78205164245	2012 F	Studs	MCB	Studs	34"	22"	6"	None	Fig. 1
78205164085	2012 MS60	#6 - 250 MCM	MCB	#6 - 250 MCM	34"	22"	6"	AW Hub	Fig. 1
78205164255	2013 F	Studs	MCB	Studs	39 1/2"	22"	6"	None	Fig. 2
78205164095	2013 MS60	#6 - 250 MCM	MCB	#6 - 250 MCM	39 1/2"	22"	6"	AW Hub	Fig. 2
78205164265	2014 F	Studs	MCB	Studs	34"	32"	6"	None	Fig. 3
78205164275	2015 F	Studs	MCB	Studs	39 1/2"	32"	6"	None	Fig. 4
78205164285	2016 F	Studs	MCB	Studs	39 1/2"	32"	6"	None	Fig. 4

MCB - Main Circuit Breaker

Group Meter Main - Without Bypass

100 Amp Vertical

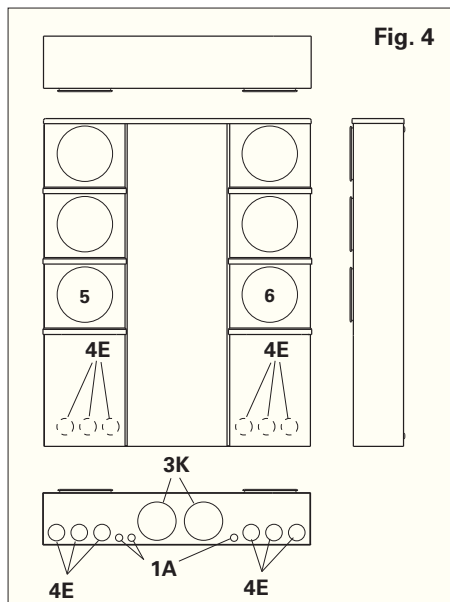
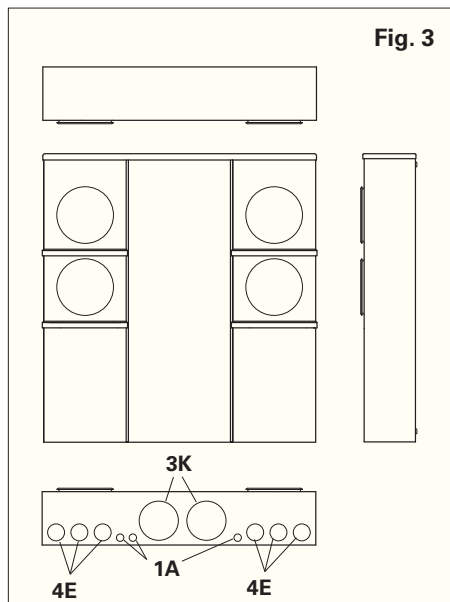
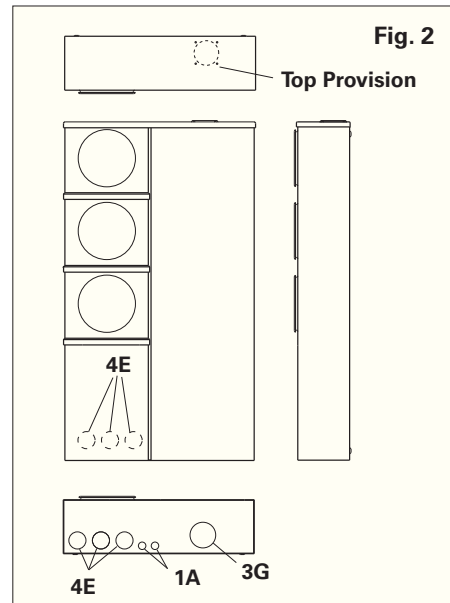
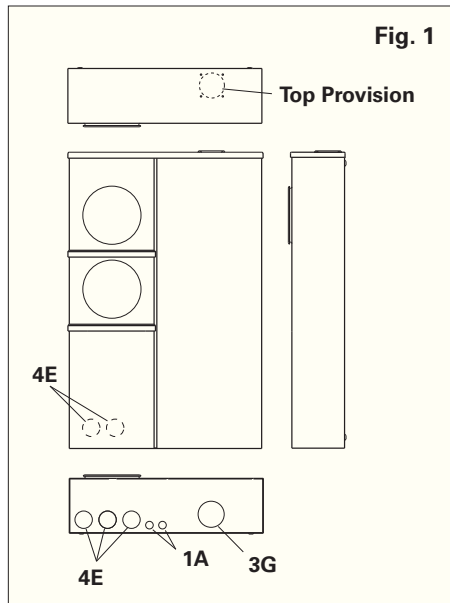
Style #	Suffixes
2012	F - Flush Mount
2013	MS60 - AW Hub for OH Access
2014	SS - Stainless Steel
2015	
2016	

Knockouts - Conduit Sizes

1A = 1/2"
 4E = 1 1/2" - 1 1/4" - 1" - 3/4"
 3G = 2 1/2" - 2" - 1 1/2"
 3K = 4" - 3 1/2" - 3"
 Top Provision = See Chart

Multiple Metering

Knockout Layouts



Data subject to change without notice. Consult local utility for area acceptance. All dimensions are in inches.