

AFU Addressability Control Switch **EATON** CROUSE-HINDS SERIES

Installation & Maintenance Information

IF 1678

SAVE THESE INSTRUCTIONS FOR FUTURE REFERENCE

⚠ WARNING

To avoid the risk of fire and electric shock, this product is to be installed by a qualified electrician only.

APPLICATION

The AFU Addressability Control Switch provides digital monitoring capability to the AFU Series Conveyor Control Safety Switches with slack condition.

The AFU Addressability Control Switches are suitable for use in Class II, Groups E, F, G, and Class III hazardous (classified) locations as defined by the National Electrical Code® (NEC) and Canadian Electrical Code® (CEC).

⚠ WARNING

To prevent electrical shock, be sure all power is turned off before and during installation and maintenance.

INSTALLATION

Refer to IF 958 - AFU/AFUX Series, Model M7 Conveyor Control Safety Switches with Slack Condition, for all maintenance, installation, operating specifications, warnings and cautions while using the AFU Addressability Control Switch.

See Figure 1 for the overall assembly of the AFU Addressability Control Switch, and Figure 2 for the addressability switch assembly.

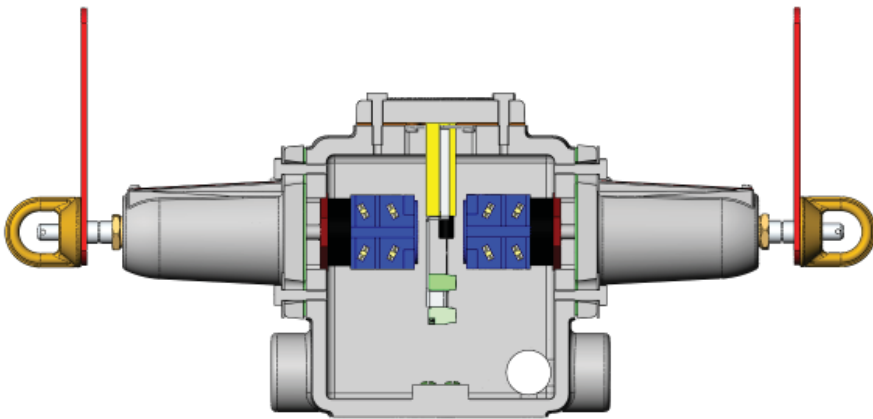


Figure 1 – AFU Addressability Control Switch – Internal View

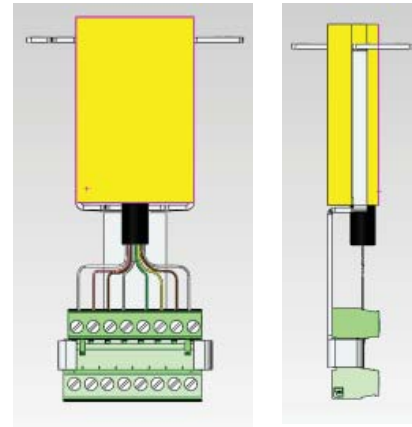


Figure 2 – DuplineSafe Transmitter

The DuplineSafe transmitter shall be used with other Carlo Gavazzi* devices. Please refer to the DuplineSafe Safety Input Module specification sheet (GS75102192-2) for all maintenance, installation, operating specifications, warnings and cautions

⚠ WARNING

To prevent equipment damage, hammers or prying tools must not be allowed to damage the flat ground joint surfaces. Do not handle covers, transmitters and switch housings roughly, or place them on surfaces that might damage or scratch the flat ground joint surfaces.

Attach wiring to transmitter following your system wiring pattern in compliance with the National Electrical Code plus any other applicable code. See Figure 3 for the wiring diagram.

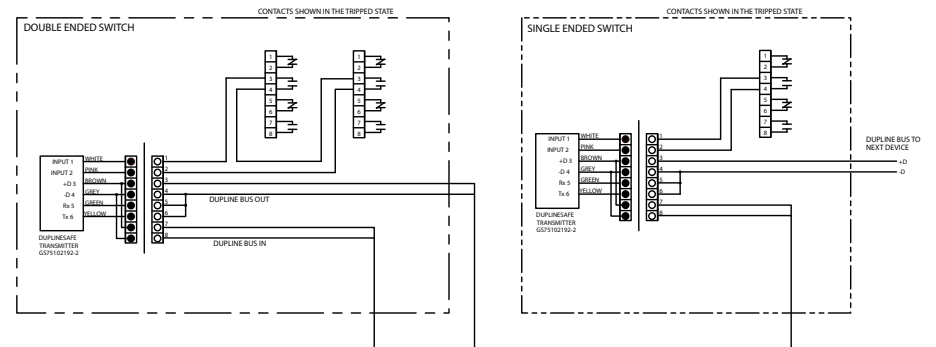


Figure 3 – AFU Addressability Control Switch – Wiring Diagram

*Note: Dupline is a registered trademark of the CARLO GAVAZZI Group.

Perform visual, electrical and mechanical inspections on a regular basis. The environment and frequency of use should determine this. However, it is recommended that checks be made at least once a year.

We recommend an Electrical Preventive Maintenance Program as described in the National Fire Protection Association Bulletin NFPA 70B: Recommended Practice for Electrical Equipment Maintenance (www.nfpa.org).

All statements, technical information and recommendations contained herein are based on information and tests we believe to be reliable. The accuracy or completeness thereof are not guaranteed. In accordance with Crouse-Hinds "Terms and Conditions of Sale," and since conditions of use are outside our control, the purchaser should determine the suitability of the product for his intended use and assumes all risk and liability whatsoever in connection therewith.