



6-pole EMERGENCY STOP



6-pole



3/4-pole EMERGENCY STOP



3/4-pole

Technical data

Ex-safety switches 125 A

Marking accd. to 2014/34/EU	Ⓢ II 2 G Ex db eb ia IIC/IIB/IIB+H2 T6/T5 Gb Ⓢ II 2 D Ex tb IIIC T80°C Db	
EC-Type Examination Certificate	BVS 22 ATEX E 018 X	
IECEx Certificate of Conformity	IECEx BVS 22.0019X	
Marking accd. to IECEx	Ex db eb ia IIC/IIB/IIB+H2 T6/T5 Gb Ex tb IIIC T80°C Db	
Permissible ambient temperature	-55 °C up to +55 °C (IIB/IIB+H2/IIIC) / -55 °C up to +55 °C (IIC)	
Rated voltage	up to max. 690 V	
Frequency	50/60 Hz	
Rated making/breaking capacity AC-3 accd. EN 60947-3	U _e 230 V / I _b 125 A U _e 400 V / I _b 125 A U _e 500 V / I _b 125 A U _e 690 V / I _b 110 A	
Switch-disconnector for maintenance accd. to IEC 62262-1	Class 1	
Back-up fuse	up to 400 V AC: 200 A gG up to 500 V AC: 200 A gG up to 690 V AC: 160 A gG	
Connecting terminals	main contact 3/4-pole 6-pole auxiliary/signal contact	1 x 50/70 mm ² 6 x 95 mm ² /2 x 95 mm ² 2 x 4 mm ² (option)
Protection class	I	
Degree of protection accd. to EN 60529	IP66	
Cable glands/enclosure drilling	M25 cable gland see ordering details M40 cable gland see ordering details M63 cable gland see ordering details Option: metal flange with 2 x thread	
Weight	3/4-pole 6-pole	approx. 16 kg approx. 31 kg
Enclosure material	3/4-pole 6-pole	glass-fibre reinforced polyester sheet steel polyester powder coated
Enclosure colour	3/4-pole 6-pole	RAL 7032 black
Auxiliary contact (option)	1 x NO making - lagging; breaking - leading 1 x NC making - leading; breaking - lagging	
Padlocking facility	can be locked in OFF position with 3 commercially available padlocks (Ø max. 6 mm)	

¹⁾ Other ambient temperatures on request

GHG 265 / EXKO 2 - Ex-safety switches 125 A



3/4-pole



3/4-pole EMERGENCY STOP



6-pole



6-pole EMERGENCY STOP

Ordering details

Content	Cable gland	Auxiliary contact	Order No.
Safety switch 125 A 3-pole			
3-pole	2 x M63 / 1 x M25	1 NO + 1 NC	GHG 265 0010 R0001
3-pole	2 x M63	none	GHG 265 0015 R0001
3-pole EMERGENCY STOP	2 x M63 / 1 x M25	1 NO + 1 NC	GHG 265 0010 R0002
3-pole EMERGENCY STOP	2 x M63	none	GHG 265 0015 R0002
Safety switch 125 A 4-pole			
4-pole	2 x M40	1 NO + 1 NC	GHG 265 0010 R0005
4-pole	2 x M63	none	GHG 265 0015 R0003
Safety switch 125 A 6-pole			
6-pole	4 x M63 / 1 x M25	1 NO + 1 NC	EXKO 224716 K 0000
6-pole EMERGENCY STOP	4 x M63 / 1 x M25	1 NO + 1 NC	EXKO 224726 K 0000

Customized version on request, auxiliary contacts in Ex ia available

Accessories

Type	Application	Fixing method	Order No.
Mounting plate for Ex-safety switches 125 A 3/4-pole²⁾			
Size 3	2 x pipe clamp	screw-on ¹⁾	GHG 610 1953 R0110

¹⁾ observe mounting distance

²⁾ 2 pcs. necessary for mounting

Type	OU	Order No.
Accessories for mounting plates		
Label holder with type label (blank) for mounting plate size 1, 2, 2A and 3	10	GHG 610 1953 R0057
Mounting set for pipes 1" (of 27 - 30 mm) for mounting plates with pipe fixing	10	GHG 610 1953 R0020

Please pay attention that only order units (OU) according to the ordering details can be delivered.



6-pole EMERGENCY STOP



6-pole

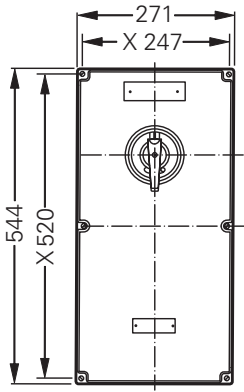


3/4-pole EMERGENCY STOP

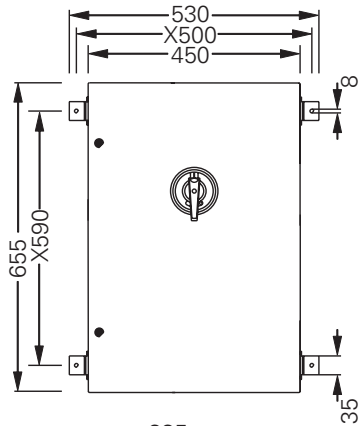
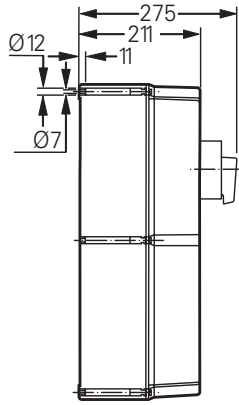


3/4-pole

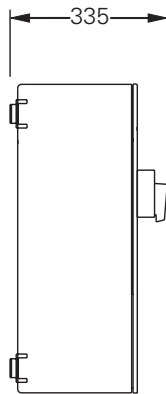
Dimension drawing



3/4-pole



6-pole



X = fixing dimensions