

LED Area and Wall Lighting

Dusk to Dawn Security Lighting

HALO®

The HALO LED Area and Wall Light incorporates patented optics and advanced LED technology into a heavy duty die-cast aluminum housing built for long lasting performance.

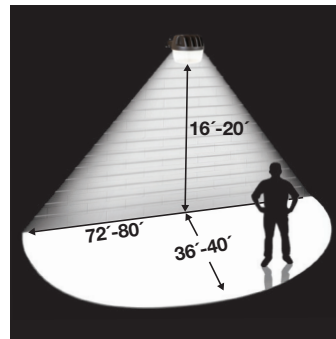
Available with integrated or NEMA twist lock photocontrols, these dusk-to-dawn fixtures were designed to replace and outperform traditional lamp sources, from 65W CFL all the way up to 175W mercury vapor, generating significant energy savings while reducing maintenance costs.

Features

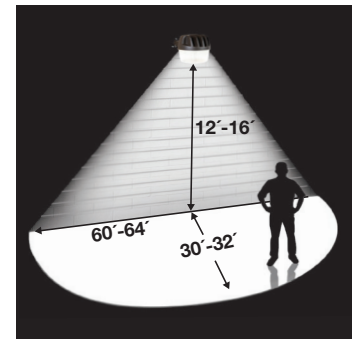
- Maintenance-free LEDs with rated life of 50,000 hours
- Patented precision over-optics and reflector for maximum output
- Photo control provides nighttime ON/ daytime OFF
- Heavy-duty corrosion resistant die-cast metal construction
- Sturdy mounting arm installs to walls or poles
- Perfect security lighting for barns and outdoor dark, secluded areas
- 5 year limited warranty
- Compatible with EA24 extension arm (sold separately)



| Model | Lumens | Power | Efficacy | Wattage Equivalent | CCT | CRI | Photocontrol | Finish |
|--------------|--------|-------|----------|--------------------|-------|-----|--------------|--------|
| AL5550LPCIGY | 5500 | 53.3 | 103.2 | 150W MH or 175W MV | 5000K | 73 | Integrated | Gray |
| AL5550LPCIBZ | 5500 | 53.3 | 103.2 | 150W MH or 175W MV | 5000K | 73 | Integrated | Bronze |
| AL5550LPCGY | 5500 | 53.3 | 103.2 | 150W MH or 175W MV | 5000K | 73 | Twist Lock | Gray |
| AL5550LPCBZ | 5500 | 53.3 | 103.2 | 150W MH or 175W MV | 5000K | 73 | Twist Lock | Bronze |
| AL3150LPCGY | 3500 | 33.4 | 104.8 | 100W MH or 70W HPS | 5000K | 73 | Twist Lock | Gray |
| AL3150LPCBZ | 3500 | 33.4 | 104.8 | 100W MH or 70W HPS | 5000K | 73 | Twist Lock | Bronze |



AL5550 Series



AL3150 Series



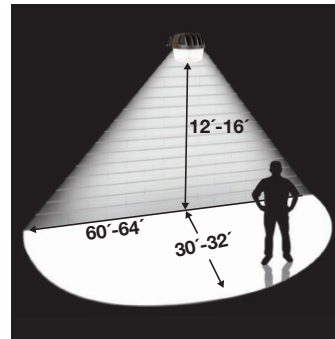
Powering Business Worldwide

AL3250LPCGY
AL1550LPCGY

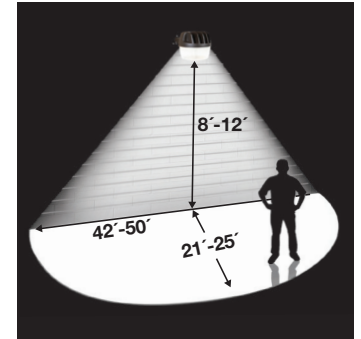
AL3250LPCBZ
AL1550LPCBZ



| Model | Lumens | Power | Efficacy | Wattage Equivalent | CCT | CRI | Photocontrol | Finish |
|-------------|--------|-------|----------|---------------------|-------|-----|--------------|--------|
| AL3250LPCGY | 3750 | 32.4 | 115.7 | 100W MH or 70W HPS | 5000K | 73 | Integrated | Gray |
| AL3250LPCBZ | 3750 | 32.4 | 115.7 | 100W MH or 70W HPS | 5000K | 73 | Integrated | Bronze |
| AL1550LPCGY | 1997 | 19.4 | 102.9 | 65W CFL or 180W Inc | 3500K | 83 | Integrated | Gray |
| AL1550LPCBZ | 1997 | 19.4 | 102.9 | 65W CFL or 180W Inc | 3500K | 83 | Integrated | Bronze |



AL3250 Series



AL1550 Series



AL3150 Series
AL5550 Series



Eaton
1121 Highway 74 South
Peachtree City, GA 30269
P: 770-486-4800
www.eaton.com/lighting

Canada Sales
5925 McLaughlin Road
Mississauga, Ontario L5R 1B8
P: 905-501-3000
F: 905-501-3172

© 2018 Eaton
All Rights Reserved
Printed in USA
Publication No. SA502086EN
May 2018

Eaton is a registered trademark.
All other trademarks are property of their respective owners.
Product availability, specifications, and compliances are subject to change without notice.