

Montaine Circular



The Montaine Circular high bay is a highly efficient LED luminaire ideally suited to a wide range of industrial applications, for both new install and retrofit applications.

The heavy duty aluminium die-cast construction, combined with the latest LED chip technology and extended operating temperatures, provide the ruggedness and high performance required for modern industrial, warehousing and commercial spaces.

Montaine Circular provides energy savings of up to 50%+ against existing HID high-bays, with single point suspension making it easy to retrofit.

The long life 50,000 hour LED light source also provides significant maintenance cost savings.

- 2 output options:
 - 150W (18000lm)
 - 200W (24000lm)
- Superior efficacy of 120Llm/cW
- Easy retrofit from existing HID installations
- 50,000+ hour life (at L70)
- Leading high flux LED chips
- 120 degree beam angle
- IP65 ingress protection rating
- Extended operating temperature range -40°C to +50°C
- Heavy duty aluminium die-cast construction with textured paint finish and stainless steel fixings
- Microwave sensor versions available
- Compact form factor
- Reflectors offered as accessory providing 90 degree beam angle
- 5 year Eaton warranty

LED Options

- 150W or 200W high flux LED
- 5000K colour temperature, Ra 80

Materials

- Die-cast aluminium housing
- High transparency polycarbonate optic
- Textured black paint

Installation Notes

- Prewired supply cable
- Stainless steel fixings

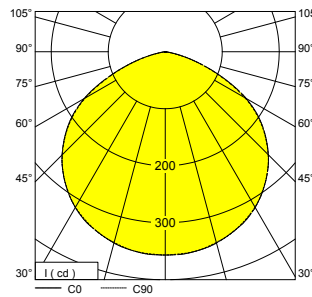
Options

- Microwave sensor versions available
 - Detection area, time delay and daylight threshold can be precisely set via DIP switch
 - 12m mounting height, 16m area detection range

Specification

To specify state: Montaine Circular IP65 single suspension point high bay luminaire, 5000K Ra 80 120Lm/cW. Available in 18000lm and 24000lm (L70 50000hrs), as Eaton’s Montaine IP65 Circular range part no _____

Photometric Data

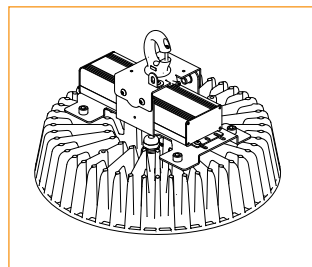


Cat No. HB150BLK5KP

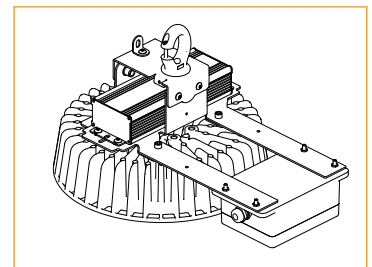
LOR 100%
DLOR 100%
ULOR 0%

SHR Nom 1:1.5
SHR Max 1:1.64

Configurations

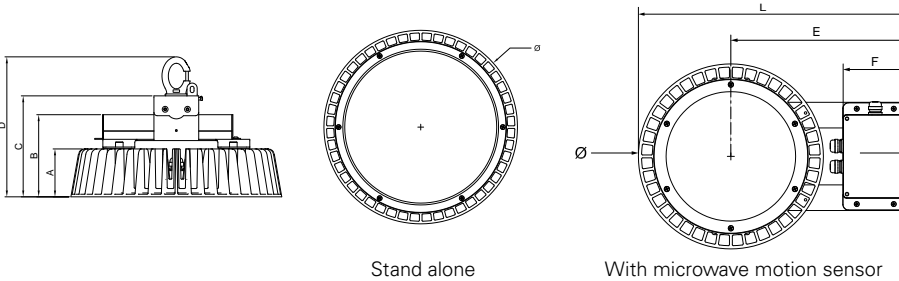


Stand alone



With microwave motion sensor

Dimensions



Stand alone

With microwave motion sensor

Stand Alone							With motion sensor:			
Version	Diameter Ø (mm)	Depth A (mm)	Depth B (mm)	Depth C (mm)	Depth D (mm)	Weight (kg)	Total length (L) (mm)	Length E (mm)	Length F (mm)	Weight (kg)
150W	Ø330	75	128	158	219	5.8	446	236	91	6.25
200W	Ø400	76	129	159	220	7.9	520	275	91	8.4

Catalogue Numbers

Cat no.	Lumen output variant (lm)	Wattage (W)	Efficacy (Lm/cW)	Cat no. including motion sensor
HB150BLK5KP	18000	150	120	HB150BLK5KMSP
HB200BLK5KP	24000	200	120	HB200BLK5KMSP

Accessories

Cat no.	Diameter (mm)	Depth (mm)	Beam angle
REFLEC150	Ø441	120	90 degree
REFLEC200	Ø553	170	90 degree



Montaine Circular shown with reflector

For more information on the installation requirements and product specifications, please visit our website: <https://uk.eaton.com/content/gb/en/products/product-catalog/montaine-circular.html>

5

