



The specifier's need for a comprehensive downlight range is ever increasing as building designs become more and more demanding. The Solstar range meets this challenge head on. Helping to create the desired lighting effect, a wide selection of lamp wattages are available in vertical or horizontal orientations, with a choice of smooth or diamond facet reflector in 3 diameters. An extensive range of retrofit attachments give greater scope for both decorative applications and where a degree of environmental protection is required. Solstar's remote gear box is fast and easy to install and gives improved flexibility in restricted ceiling voids.

- High performance optics - LOR up to 75%
- Lamp options from vertical 13W to horizontal 42W
- High quality smooth or diamond facet reflectors
- Extensive range of retrofit attachments providing decorative and functional options
- Shallow profile and remote gear box for restricted ceiling voids

Downlights & Spotlights

Solstar

Lamp and Control Gear Options

- 13W, 18W, 26W TC-D compact fluorescent, 4000°K - G24d/q-1/2/3 cap
- 32W, 42W TC-T compact fluorescent, 4000°K - GX24q-3/4 cap
- High frequency control gear as standard
- Dimming options including DSI and DALI



Materials

- Bezel - injection moulded fire retardant ABS
- Gear housing - injection moulded fire retardant ABS
- Reflector - high purity, extra low iridescence anodised aluminium in faceted mirror or smooth satin finish
- Ceiling clips - spring steel
- Surface housing - steel with RAL9016 white powdercoat finish

Options

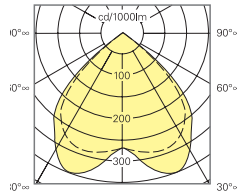
- Fully integral emergency conversion, 3 hour duration
- Suitable for use on defined escape routes
- Supplied complete with lamps
- Emergency fused as standard

Specification

To specify state: Recessed/surface mount, low energy compact fluorescent round downlight with remote gearbox, faceted/smooth anodised aluminium reflector and retrofit attachment facility as Eaton's Solstar range, part no. _____

Photometric Data

Cat. No. S2HF226Z



LOR: 0.596
ULOR: 0.00
DLOR: 0.596

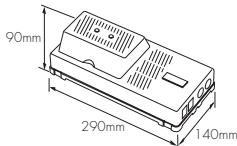
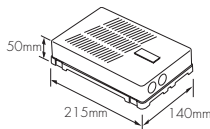
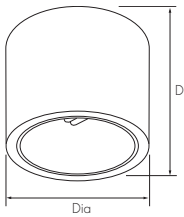
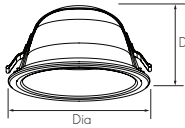
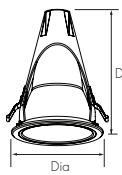
SHR nom: 1.25
SHR max: 1.42

Utilisation factors / TM5

Reflectances			Room Index								
C	W	F	0.75	1.0	1.25	1.5	2.0	2.5	3.0	4.0	5.0
70	50	20	44	50	53	56	59	61	62	64	65
30			40	46	50	53	56	59	60	62	64
10			38	44	48	51	54	57	59	61	62
50	50	20	43	49	52	54	57	59	60	62	62
30			40	46	49	52	55	57	58	60	61
10			38	44	47	50	53	56	57	59	60
30	50	20	42	48	51	53	55	57	58	59	60
30			40	45	49	51	54	56	57	58	59
10			38	43	47	49	52	54	56	58	59
0	0	0	36	42	45	48	50	52	53	55	56
BZ-class			1	1	1	1	1	1	1	1	1

See page 514 for Design Guide

Dimensions



Recessed vertical lamp
- 165mm dia



Recessed horizontal lamp
- 220mm dia



Recessed horizontal lamp
- 255mm dia



Surface mounted



Options	Dia (mm)	Cut Out (mm)	D (mm)
Recessed vertical lamp			
13W/18W/26W vertical	165	150	228
Recessed horizontal lamp			
13W/18W/26W	220	205	125
32W/42W horizontal	255	240	150
Surface horizontal lamp			
13W/18W/26W horizontal	240	-	190

Luminaire Installation



Standard gear box



Emergency gearbox has separate battery unit with plug in connector

Catalogue Numbers

Lamp Rating	Smooth Reflector	Facetted Reflector	Weight (kg)	Emergency Smooth Reflector	Emergency Facetted Reflector	Weight (kg)
Recessed vertical lamp - 165mm dia						
1 x 13W	S2VS113Z	-	1.01	ERS2VS113Z	-	2.00
1 x 18W	S2VS118Z	-	1.02	ERS2VS118Z	-	2.01
1 x 26W	S2VS126Z	-	1.02	ERS2VS126Z	-	2.01
Recessed horizontal lamp - 220mm dia						
1 x 13W	S2HS113Z	S2HF113Z	1.18	ERS2HS113Z	ERS2HF113Z	2.17
2 x 13W	S2HS213Z	S2HF213Z	1.24	ERS2HS213Z	ERS2HF213Z	2.23
1 x 18W	S2HS118Z	S2HF118Z	1.19	ERS2HS118Z	ERS2HF118Z	2.18
2 x 18W	S2HS218Z	S2HF218Z	1.25	ERS2HS218Z	ERS2HF218Z	2.24
1 x 26W	S2HS126Z	S2HF126Z	1.19	ERS2HS126Z	ERS2HF126Z	2.18
2 x 26W	S2HS226Z	S2HF226Z	1.26	ERS2HS226Z	ERS2HF226Z	2.25
Recessed horizontal lamp - 255mm dia						
1 x 26W	S2HS126Z-255	S2HF126Z-255	1.29	ERS2HS126Z-255	ERS2HF126Z-255	2.59
2 x 26W	S2HS226Z-255	S2HF226Z-255	1.36	ERS2HS226Z-255	ERS2HF226Z-255	2.66
1 x 32W	S2HS132Z	S2HF132Z	1.29	ERS2HS132Z	ERS2HF132Z	2.59
2 x 32W	S2HS232Z	S2HF232Z	1.36	ERS2HS232Z	ERS2HF232Z	2.66
1 x 42W	S2HS142Z	S2HF142Z	1.29	ERS2HS142Z	ERS2HF142Z	2.59
2 x 42 W	S2HS242Z	S2HF242Z	1.37	ERS2HS242Z	ERS2HF242Z	2.67
Surface mounted						
2 x 13W	S2US213Z	S2UF213Z	2.06	EBS2US213Z	EBS2UF213Z	3.03
2 x 18W	S2US218Z	S2UF218Z	2.08	EBS2US218Z	EBS2UF218Z	3.04
2 x 26W	S2US226Z	S2UF226Z	2.09	EBS2US226Z	EBS2UF226Z	2.45

For DSI dimming option, replace part number character **Z** with **RD**, eg S2HS226Z becomes S2HS226RD

For DALI dimming option, replace part number character **Z** with **DD**, eg S2HS226Z becomes S2HS226DD

Emergency versions available with automatic test functionality - see page 235 for system features

For further information contact our technical support and application department on 01302 303240 or email lighting@cooper-ls.com

