


## Downlights & Spotlights

Solstar Square



Prismatic panel attachment



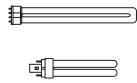
Louvre attachment

The Solstar range of square downlights offers an attractive alternative for applications where circular downlights would not blend with the interior design. The compact dimensions are suited to both ambient lighting applications, such as circulation areas and task illumination in boardrooms and study areas. A choice of recessed and surface mount versions ensure the luminaire can be used almost anywhere. Prismatic controller, satin louvre and decorative halo glass options provide a variety of lighting effects and visual appearances. Solstar square can be specified with emergency conversion, including self-test versions, affording a discreet installation in prestigious locations.

- Attractive 300 x 300mm square downlight
- Recessed and surface mounted options
- Decorative halo glass
- High performance 65° - 200 cd/m<sup>2</sup> Xenoptic satin louvre option
- Prismatic controller in attractive extruded frame

## Lamp and Control Gear Options

- 18W, compact fluorescent, 4000°K - 2G11 cap
- 18W, 26W TC-D compact fluorescent, 4000°K - G24d/q-2/3 cap
- High frequency control gear as standard
- Dimming options including DSI and DALI



## Materials

- Body - welded, full box steel construction, powder coated in RAL9016 finish
- Louvre - Xenoptic grade, satin finish, zero iridescence, anodised aluminium
- Panel - TPa fire rated, true prismatic PVC, retained in extruded PVC frame, in RAL9016 white finish
- Glass attachments - toughened glass with chrome plated fixing screws

## Installation Notes

- Recessed suitable for 300mm wide exposed "T" ceiling grids or pre-cut aperture in ceiling tiles and plasterboard
- Supplied with plasterboard/tile side support arms
- Use MSBK side support arms (ordered separately) for mounting in exposed "T" ceiling grid
- Surface suitable for direct fix, via 4 x screw fixing points
- Terminal block with 2 x 2.5mm<sup>2</sup> cable capacity per termination on louvre/panel variants
- Remote gearbox for drop glass version with plug and socket connection
- Supplied complete with lamps
- Fused as standard

## Options

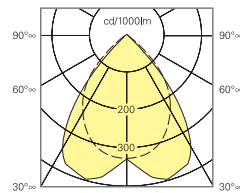
- Fully integral emergency conversion, 3 hour duration
- Suitable for use on defined escape routes
- Choice of drop glass and reflector or louvre or panel optics

## Specification

To specify state: Compact fluorescent square downlight luminaire, recessed or surface mounted, with 65°-200 cd/m<sup>2</sup> satin finish Xenoptic louvre/TPa prismatic/opal panel in extruded TPa PVC frame/decorative halo glass attachment as Eaton's Solstar range, part no. \_\_\_\_\_

## Photometric Data

Cat. No. SQ218Z/SQLXS



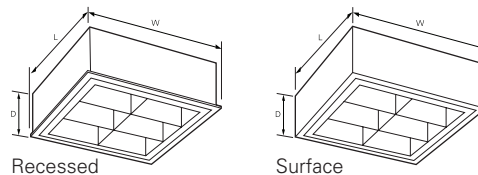
LOR: 0.58  
ULOR: 0.00  
DLOR: 0.58  
SHR nom: 0.75  
SHR max: 0.92

Utilisation factors / TM5

Reflectances			Room Index								
C	W	F	0.75	1.0	1.25	1.5	2.0	2.5	3.0	4.0	5.0
70	50	20	41	47	50	53	56	58	60	62	63
	30		38	44	47	50	54	56	58	60	61
	10		35	41	45	48	52	54	56	59	60
50	50	20	40	46	49	52	55	56	58	59	60
	30		37	43	47	49	53	55	56	58	59
	10		35	41	44	47	51	53	55	57	58
30	50	20	40	45	48	50	53	55	56	57	58
	30		37	42	46	48	51	53	55	56	57
	10		35	40	44	46	50	52	53	55	56
0	0	0	34	39	43	45	48	50	51	53	54
BZ-class			1	1	1	1	1	1	1	1	1

See page 514 for Design Guide

## Dimensions



Lamp Type	L (mm)	W (mm)	D (mm)
Recessed	297	297	105
Surface	300	300	100
Halo glass*	327	327	20

\* Halo glass version uses recessed housing, these are the glass attachment dimensions

## Catalogue Numbers

Lamp Rating	Smooth Reflector	Facetted Reflector	Weight (kg)	Emergency Smooth Reflector	Emergency Facetted Reflector	Weight (kg)
<b>Recessed complete with halo glass</b>						
2 x 18W TCD	SQGS218Z	SQGF218Z	3.35	ERSQGS218Z	ERSQGF218Z	5.15
2 x 26W TCD	SQGS226Z	SQGF226Z	3.45	ERSQGS226Z	ERSQGF226Z	5.25

Lamp Rating	Recessed	Weight (kg)	Surface	Weight (kg)	Emergency Recessed	Weight (kg)	Emergency Surface	Weight (kg)
<b>Body only</b>								
2 x 18W TCL	SQ218Z	2.10	SQS218Z	2.00	ERSQ218Z	4.10	ERSQS218Z	4.00

For DSI dimming option, replace part number character Z with RD, eg SQFG218Z becomes SQFG218RD

For DALI dimming option, replace part number character Z with DD, eg SQFG218Z becomes SQFG218DD

Emergency versions available with automatic test functionality - see page 235 for system features

Description	Cat No	Weight (kg)
<b>Attachments</b>		
65° 200 cd/m <sup>2</sup> Louvre	SQLXS	0.29
TPa prismatic PVC	SQPP	0.31
TPa opal polycarbonate	SQOP	0.31

For further information contact our technical support and application department on 01302 303240 or email [lighting@cooper-ls.com](mailto:lighting@cooper-ls.com)

