

RXS 2



Following on from the well-established pedigree of the RXS family comes RXS2, an evolution of the proven technology and innovation of RXS. A class leading efficacy enhancement now makes RXS2 the intelligent choice where performance and value are key.

Offering the widest range of outputs, RXS2 allows precision design choices to be made, leveraging the maximum energy benefit for the chosen space. RXS2 provides design choices from 1000 lumens to above 4000 lumens, all in complimentary and matched forms. An upgraded reflector design utilises more of the available light whilst providing a more attractive transition of building surfaces.

Innovative design and inherent energy conservation give RXS2 efficacies in excess of 109 Llm/cW, combined with a life of L70 - 50,000 hours.

- 2 low profile housing sizes with a wide range of lumen packages
- Efficient thermal management maximises LED output, efficacy and life
- IP65 bezel option with easy to clean profile
- Plug and play connection for rapid installation (Large)
- Decorative 'drop cylinder' attachment option
- Available with fixed output, DALI dimmable control gear to maximise energy saving
- 3000K, 4000K, 5000K colour temperature options, all >80 CRI
- Emergency options with CGLine+ self test capability

LED and Control Gear Options

- Multi-die LED technology
- Available in: 3000K, 4000K, 5000K >80 CRI
- Close colour tolerance: MacAdam 3 SDCM
- DALI options

Materials

- Housing/heatsink - die cast aluminium with polycarbonate cable clamp
- First fix bezel - die cast aluminium with polycarbonate inserts (Large version only)
- Bezel - injection moulded polycarbonate RAL9016 finish
- IP65 bezel - injection moulded polycarbonate RAL9016 finish with clear centre lens
- Reflector - high grade satin anodised aluminium
- Drop cylinder attachment - injection moulded polycarbonate

Installation Notes

- Shallow profile to suit low ceiling voids, allow 25mm clearance above housing. Do not cover with insulation
- Allow 100mm clearance around the luminaire's sides free of any insulation to allow for suitable air flow
- Pre-wired driver/gearbox to luminaire head minimising installation time
- Control gear fits through ceiling cut out to suit solid ceilings
- Luminaire retained securely with toolless spring clips
- Large variant has first fix bezel into which the housing twist and locks for simple installation
- First fix bezel retaining clips accommodate up to 30mm ceiling thickness (large)
- RXS2 small ceiling spring clips accommodate up to 30mm ceiling thickness
- Drop cylinder has simple snap fit into the IP20 trim bezel of the large and small versions - not compatible with IP65 variants

Options

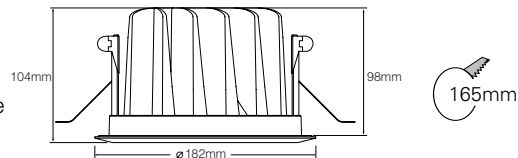
- Fully integral LED emergency conversion, 3 hour duration
- CGLine+ emergency versions available
- Drop cylinder decorative attachment option for IP20 versions
- IP65 option available, order as complete luminaire

Specification

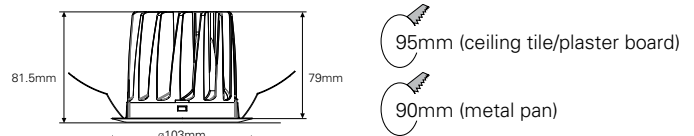
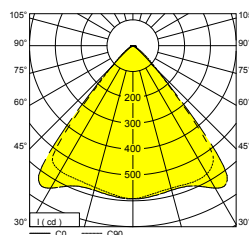
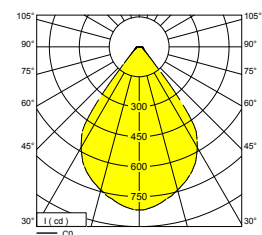
To specify state: Multi-die LED downlight with high performance passive thermal management, 81.5/104mm overall height, round 103/182mm diameter IP20/IP65 bezel in white RAL9016 finish, retro fit drop cylinder attachment facility as Eaton's RXS2 range part no _____

Dimensions

RXS2 Large



RXS2 Small

**Photometric Data**Cat. No. RXS2L-15KZ
RXS LargeCat. No. RXS2S-14K65Z
RXS Small

Luminaire efficacy

Variant	Lumen Output (lm)	Wattage (W)	Llm/cW
RXS2 Small			
Nominal 1000Lms			
RXS2S-15KZ	1116	11.6	96.2
RXS2S-14KZ	1086	11.6	93.6
RXS2S-13KZ	1036	11.6	89.3
Nominal 1500Lms			
RXS2S-25KZ	1519	16.9	89.9
RXS2S-24KZ	1460	16.9	86.4
RXS2S-23KZ	1408	16.9	83.3
Nominal 2000Lms			
RXS2S-35KZ	1874	23.3	80.4
RXS2S-34KZ	1834	23.3	78.7
RXS2S-33KZ	1749	23.3	75.1
RXS2 Large			
Nominal 1500Lms			
RXS2L-15KZ	1579	14.4	109.7
RXS2L-14KZ	1548	14.4	107.5
RXS2L-13KZ	1453	14.4	100.9
Nominal 2000Lms			
RXS2L-25KZ	2157	20.4	105.7
RXS2L-24KZ	2145	20.4	105.1
RXS2L-23KZ	1982	20.4	97.2
Nominal 3000Lms			
RXS2L-35KZ	2870	28.7	100.0
RXS2L-34KZ	2823	28.7	98.4
RXS2L-33KZ	2626	28.7	91.5
Nominal 3500Lms			
RXS2L-45KZ	3770	39.9	94.5
RXS2L-44KZ	3704	39.9	92.8
RXS2L-43KZ	3441	39.9	86.2
Nominal 4000Lms			
RXS2L-55KZ	4267	48.1	88.7
RXS2L-54KZ	4136	48.1	86.0
RXS2L-53KZ	3832	48.1	79.7

Catalogue Numbers

Cat No	Description	Weight (kg)	Emergency Cat No.	Weight (kg)
RXS2 Small				
Nominal 1000Lms				
RXS2S-15KZ	RXS2 Small 1000Lm 5K LED	0.5	ERRXS2S-15KZ	1.1
RXS2S-14KZ	RXS2 Small 1000Lm 4K LED	0.5	ERRXS2S-14KZ	1.1
RXS2S-13KZ	RXS2 Small 1000Lm 3K LED	0.5	ERRXS2S-13KZ	1.1
Nominal 1500Lms				
RXS2S-25KZ	RXS2 Small 1500Lm 5K LED	0.5	ERRXS2S-25KZ	1.1
RXS2S-24KZ	RXS2 Small 1500Lm 4K LED	0.5	ERRXS2S-24KZ	1.1
RXS2S-23KZ	RXS2 Small 1500Lm 3K LED	0.5	ERRXS2S-23KZ	1.1
Nominal 2000Lms				
RXS2S-35KZ	RXS2 Small 2000Lm 5K LED	0.5	ERRXS2S-35KZ	1.1
RXS2S-34KZ	RXS2 Small 2000Lm 4K LED	0.5	ERRXS2S-34KZ	1.1
RXS2S-33KZ	RXS2 Small 2000Lm 3K LED	0.5	ERRXS2S-33KZ	1.1
RXS2 Large				
Nominal 1500Lms				
RXS2L-15KZ	RXS2 Large 1500Lm 5K LED	1.8	ERRXS2L-15KZ	2.5
RXS2L-14KZ	RXS2 Large 1500Lm 4K LED	1.8	ERRXS2L-14KZ	2.5
RXS2L-13KZ	RXS2 Large 1500Lm 3K LED	1.8	ERRXS2L-13KZ	2.5
Nominal 2000Lms				
RXS2L-25KZ	RXS2 Large 2000Lm 5K LED	1.8	ERRXS2L-25KZ	2.5
RXS2L-24KZ	RXS2 Large 2000Lm 4K LED	1.8	ERRXS2L-24KZ	2.5
RXS2L-23KZ	RXS2 Large 2000Lm 3K LED	1.8	ERRXS2L-23KZ	2.5
Nominal 3000Lms				
RXS2L-35KZ	RXS2 Large 3000Lm 5K LED	1.8	ERRXS2L-35KZ	2.5
RXS2L-34KZ	RXS2 Large 3000Lm 4K LED	1.8	ERRXS2L-34KZ	2.5
RXS2L-33KZ	RXS2 Large 3000Lm 3K LED	1.8	ERRXS2L-33KZ	2.5
Nominal 3500Lms				
RXS2L-45KZ	RXS2 Large 3500Lm 5K LED	2.0	ERRXS2L-45KZ	2.5
RXS2L-44KZ	RXS2 Large 3500Lm 4K LED	2.0	ERRXS2L-44KZ	2.5
RXS2L-43KZ	RXS2 Large 3500Lm 3K LED	2.0	ERRXS2L-43KZ	2.5
Nominal 4000Lms				
RXS2L-55KZ	RXS2 Large 4000Lm 5K LED	2.0	ERRXS2L-55KZ	2.5
RXS2L-54KZ	RXS2 Large 4000Lm 4K LED	2.0	ERRXS2L-54KZ	2.5
RXS2L-53KZ	RXS2 Large 4000Lm 3K LED	2.0	ERRXS2L-53KZ	2.5

Note: IP65 variants are supplied as complete luminaires and are not an accessory for the standard product variants

For IP65 options add the characters 65 after the colour temperature, e.g. RXS2L-55KZ becomes RXS2L-55K65Z

For DALI dimming option replace character Z with DD, e.g. RXS2L-55KZ becomes RXS2L-55KDD

Emergency versions are available with automatic test functionality, e.g. CGLine+

RXS2 Accessories

Description	Cat No	Weight (kg)
Decorative drop cylinder - Large	RXS2L-DC	0.4
Decorative drop cylinder - Small	RXS2S-DC	0.2

Note: The decorative drop cylinders are for use with the IP20 standard variants only

For more information on the installation requirements and product specifications, please visit our website: <https://uk.eaton.com/content/gb/en/products/product-catalog/rxs2.html>