





Pacemaker 2 is a latest generation High Bay luminaire. It has a self cleaning aluminium reflector, which has been designed for use with elliptical lamps for uniform distribution and glare control. Now also available are 2 sizes of high efficiency refractor where a direct/indirect lighting effect is required. The major size is suited to the discharge lamp versions and the minor size more in keeping with the lower mounting heights associated with the low energy CFL models. The die cast housing has a multi finned heat sink construction to dissipate lampholder heat and improve lamp life and is rated to IP65 (IP40 CFL). A toughened safety glass attachment is required if using standard metal halide lamps and this also seals the aluminium reflector to IP65.

- Attractive die cast aluminium housing with chain suspension facility which speeds installation
- Full range of SON and CFL options
- Housing pre-wired and IP65 as standard (IP40 CFL types)
- Reflector IP23 with an IP65 safety glass option to protect against dust and moisture
- Major and minor prismatic refractor with a conical lens option suit areas where a more decorative feel or indirect light is also required
- Supplied less lamp

### Lamp Options

- 150W, 250W, 400W SON-E - 2000°K E40 cap 
- 42W, TC-T Compact fluorescent - 4000°K - GX24-q4 cap
- 57W, TE Compact fluorescent - 4000°K - GX24 - q5 cap 

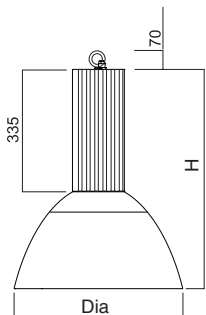
### Materials

- Housing - Extruded aluminium body with die-cast aluminium end caps
- Reflector - Spun and polished aluminium
- Refractor and Lens - Clear prismatic, UV stabilised acrylic

### Installation Notes

- Suitable for chain mount suspension
- Supplied with a 1m pre-wired lead Pacemaker 2 is quick to install and easy to maintain
- 3 way, 2 x 2.5mm<sup>2</sup> terminal block
- Reflector attached to housing with large threaded fixing nut
- Refractor attached to housing via 2 bayonet slots
- Conical lens for prismatic refractor attached with jointing band
- Supplied less lamp

### Dimensions



Option	Dia (mm)	H (mm)
With PMALR reflector	485	662
With PMREF407 refractor and collar	407	675
With PMREF563 refractor and collar	563	735

### Options

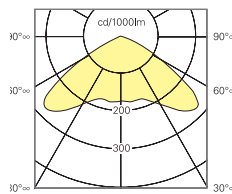
- All discharge lamp versions can be supplied with an auxiliary run up lamp facility (250W halogen included) which strikes immediately and disconnects when 80% of the discharge lamp light output is reached - see ARU suffix versions
- Fully integral emergency conversion available on CFL models

### Specification

To specify state : Single point suspended high bay luminaire with extruded aluminium housing. Self cleaning spun aluminium reflector / prismatic refractor optic with optional conical lens attachment. Discharge and CFL lamp options with 3 hour maintained emergency on CFL types, as Eaton's Pacemaker 2 range, part no \_\_\_\_\_

### Photometric Data

Cat. No. PM250MH & PMALR



LOR: 0.752  
ULOR: 0.00  
DLOR: 0.752

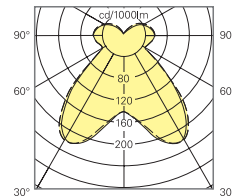
SHR nom: 2.0  
SHR max: 2.05

Utilisation factors / TM5

Reflectances			Room Index								
C	W	F	0.75	1.0	1.25	1.5	2.0	2.5	3.0	4.0	5.0
70	50	20	N/A	57	62	66	71	74	76	79	80
70	30	20	N/A	53	58	62	67	71	73	76	78
70	10	20	N/A	49	54	58	64	68	71	74	77
50	50	20	N/A	56	60	64	69	72	74	76	77
50	30	20	N/A	52	56	60	66	69	71	74	76
50	10	20	N/A	49	53	57	63	67	69	72	74
30	50	20	N/A	55	59	62	67	69	71	73	75
30	30	20	N/A	51	55	59	64	67	69	72	73
30	10	10	N/A	48	53	57	62	65	67	70	72
0	0	0	N/A	46	51	54	60	63	65	67	69
BZ-class			1	2	2	2	2	2	2	2	2

See page 514 for Design Guide

Cat. No. PM442Z & PMREF407



LOR: 0.81  
ULOR: 0.22  
DLOR: 0.59

SHR nom: 1.5  
SHR max: 1.51

Utilisation factors / TM5

Reflectances			Room Index								
C	W	F	0.75	1.0	1.25	1.5	2.0	2.5	3.0	4.0	5.0
70	50	20	44	50	55	58	63	66	69	72	74
70	30	20	39	45	49	53	58	62	65	68	71
70	10	20	35	40	45	49	54	58	61	65	68
50	50	20	41	46	50	53	57	60	62	65	67
50	30	20	37	42	46	49	53	56	59	62	64
50	10	20	33	38	42	45	50	53	56	59	62
30	50	20	38	42	46	48	52	54	56	58	60
30	30	20	34	39	42	45	49	51	53	56	58
30	10	20	31	36	39	42	46	49	51	54	56
0	0	0	28	31	34	37	40	42	44	46	48
BZ-class			3	4	4	5	5	5	5	5	5

See page 514 for Design Guide

## Catalogue Numbers

Lamp Rating	Lamp Type	Cat No	Weight (kg)	Cat No	Weight (kg)
<b>Discharge Lamp Housings</b>					
150W	HP Sodium	PM150S	5.7	PM150S-ARU	5.7
250W	HP Sodium	PM250S	6.7	PM250S-ARU	6.7
400W	HP Sodium	PM400S	8.1	PM400S-ARU	8.1

Lamp Rating	Lamp Type	Cat No	Weight (kg)	Emergency Cat No	Weight (kg)
<b>Compact Fluorescent Lamp Housings</b>					
1x57W	High Frequency CFL	PM157Z	3.1	EBPM157Z	3.9
2x57W	High Frequency CFL	PM257Z	3.2	EBPM257Z	4.0
2x42W	High Frequency CFL	PM242Z	3.2	EBPM242Z	4.0
4x42W	High Frequency CFL	PM442Z	3.6	EBPM442Z	4.4
1x57W	Digital Dimming CFL	PM157RD	3.1	EBPM157RD	3.9
2x57W	Digital Dimming CFL	PM257RD	3.2	EBPM257RD	4.0
2x42W	Digital Dimming CFL	PM242RD	3.2	EBPM242RD	4.0
4x42W	Digital Dimming CFL	PM442RD	3.6	EBPM442RD	4.4

Lamp Type	Lamp Rating	Description	Cat No	Weight (kg)
<b>Accessories</b>				
Discharge	Any	Pacemaker 2 Aluminium Reflector	PMALR	1.0
Discharge	Any	Pacemaker 2 IP 65 Safety Glass	PMSG	2.2
Discharge	Any	Pacemaker 2 Wire Guard	PMWG	0.3
Discharge	Any	Pacemaker 563 dia Prismatic Refractor and Collar	PMREF563	3.3
Discharge	Any	Pacemaker 563 dia Prismatic Conical Lens and Band	PMLENS563	1.1
CFL	Any	Pacemaker 407 dia Prismatic Refractor and Collar	PMREF407	1.8
CFL	Any	Pacemaker 407 dia Prismatic Conical Lens and Band	PMLENS407	0.7