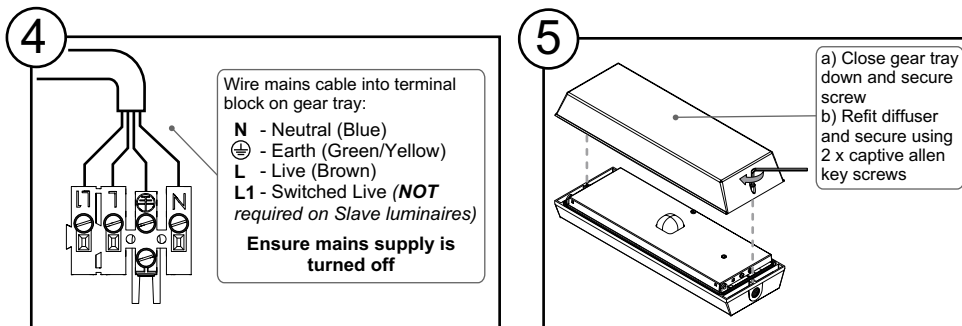
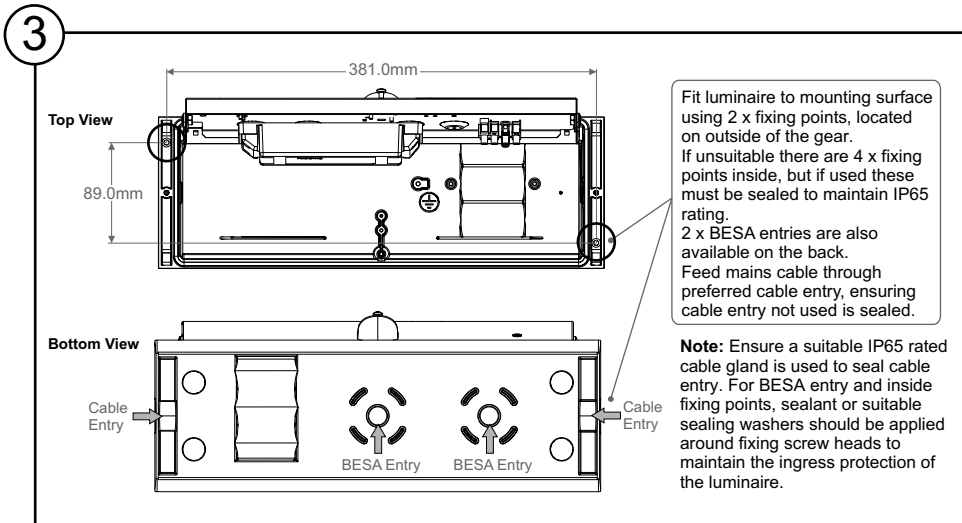
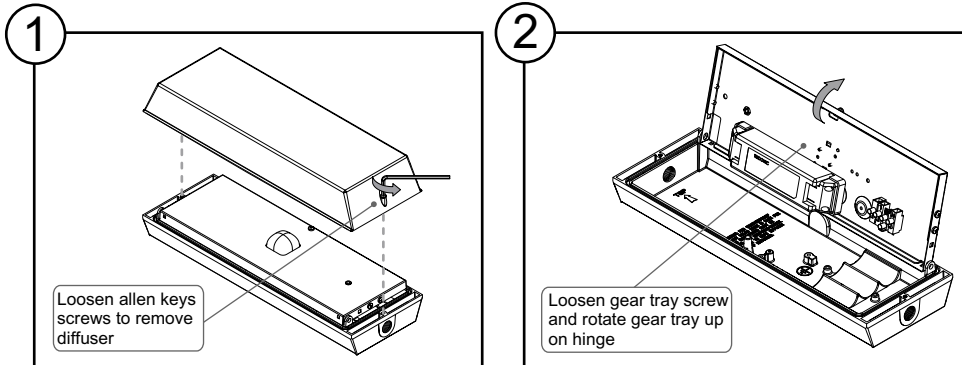


Installation Instructions for: Alfalux LED



- Product luminaires comply with EN60598 and are suitable for use in normal interior and exterior conditions.
- This luminaire has an ambient temperature range of 5°C to 25°C



Testing Maintained:

The unit should be connected to an unswitched live supply, which should be connected to the normal lighting sub-circuit in that location. The LED indication should be checked to ensure that it is illuminated, this indicates that the batteries are charging. Check that the lamp illuminates when the switched live is turned on. A short discharge should be performed to check that the units are operating correctly. This is carried out by interrupting the unswitched supply at the distribution board or by isolating the appropriate unswitched supply sub-circuit. The supply should then be restored and the LED indication checked. After 24hrs carry out a full rated discharge test. The testing regime as defined in EN 50172 should then be implemented.

If the unit no longer meets the emergency duration the battery must be replaced with a battery of the same type. Nominal lamp lumen output: 1 Lumen (NOTE: This figure is obtained after safety cycling tests). This value is provided to permit checking of correct operation, determination of the lighting level on an escape route can only be made with full photometric data. When used as intended this product complies with the EMC Directive 2004/108/EC and Low Voltage Directive 2006/95/EC. Date of commissioning to be entered in the space provided on the battery label by either the installer or commissioning engineer.

Safe Operation

1. Check the rating label for voltage and frequency before connecting this luminaire to the electrical supply.
2. Ensure that the mains supply is switched off when working on this luminaire, whether installing or carrying out any other servicing.
3. Do not mount luminaire on or close to readily flammable materials.
4. To prevent damage to driver, do not mix with conventional magnetic ballasts on the same electrical circuit.
5. Where use in more onerous situations is required, e.g. In part-completed buildings before "drying-out" is completed, or areas where ambient temperatures are outside the normal temperature range, then consult our Sales Office.
6. Ensure the fixing is adequate for the luminaire weight.

Servicing and Disposal

1. At commissioning and handing over of installation ensure that a copy of these instructions is presented to the authority responsible for the operation and maintenance of the luminaires.
2. Servicing, e.g. cleaning, must only be carried out after the electricity supply has been switched off. It must not be assumed that luminaires with lamps not lit are switched off-always check before servicing.
3. Cleaning should be carried out at regular intervals to ensure that dirt does not accumulate to an extent that will impair the thermal safety or optical performance of the luminaire. Regular cleaning will also ensure that the optical performance of the luminaires is maintained.
4. Avoid touching the LED strip. To clean - Blow surface with either dry air or nitrogen gas.
5. At the end of life the luminaire is classed as WEEE under directive 2002/96/EC and should be disposed of in accordance with local legislation.

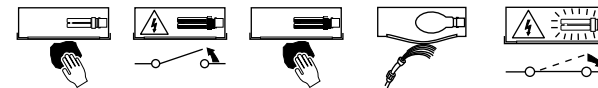
Battery Life

Performance of the luminaire is dependent on the use of the correct type of high temperature NiCad battery. Battery life may be impaired if the luminaire is mounted in an ambient temperature greater than 25°C. Store the luminaire or battery between 0°C and 25°C. Replace with high temperature nickel-cadmium battery to the manufacturer's recommended part number. Take care not to damage the sleeving. The battery should be replaced when the rated duration is no longer achieved.

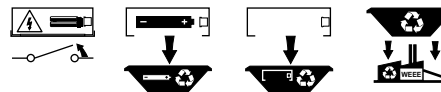
Warning: When disposing of the battery do not pierce, incinerate or short circuit. The battery contains cadmium and should therefore be disposed of in accordance with recognised disposal methods.

Note: The LEDs are non-replaceable but the batteries can be replaced.

Luminaire Cleaning



End of Life and Components Disposal



Cooper Lighting and Safety Ltd

Wheatley Hall Road, Doncaster, South Yorkshire, DN2 4NB

Sales

T: +44 (0)1302 303303
F: +44 (0)1302 367155
E: sales@cooper-ls.com

General

+44 (0)1302 321541
+44 (0)1302 303220
technical@cooper-ls.com

International Sales

+44 (0)1302 303250
+44 (0)1302 303251
export@cooper-ls.com