

## Pauluhn™ Intrepid

Linear LED luminaire for marine and industrial locations

The Pauluhn Intrepid is a low/mid bay linear LED luminaire for industrial and marine locations. The Intrepid is available with a non-metallic housing, and is IP66 rated for moisture protection in hose down and marine applications.

### Applications:

- Locations requiring continuous and consistent light levels
- Marine applications, such as engine rooms, decks and walkways
- Food and beverage processing facilities
- Pulp and paper production facilities
- Water/wastewater treatment facilities

### Key features & benefits:

- Surface, pole mounts
- Operating ambient: -20°C to +50°C
- ABS approved (pending)
- Nonmetallic housing for corrosion resistance
- Stainless steel mounts and latches



### Certifications:

- IP66, Type 4X
- UL1598 Luminaire
- UL1598A Luminaires for Marine Vessels
- UL924 Emergency Lighting Equipment
- CSA 22.2 No. 250
- NST Splash Zone

### Materials:

- Housing:**
- Fiberglass-reinforced polyester
- Lens:**
- Matte polycarbonate
- Latches and mounting:**
- Stainless steel

### Electrical:

- 120-277 VAC, 50/60 Hz

Base model number	Color/description	Lumens	Wattage		Current		Power factor	THD
			120V	277V	120V	277V		
FPS2L	White	3,494	26.30	27.70	0.221	0.110	>90%	<20%
FPS2L (RV-1 or BV-1)	White mode w/ color LEDs	1,880	17.65	19.77	0.148	0.080	>90%	<20%
FPS2L EM2	White normal mode (with battery charging)	3,494	37.10	38.01	0.315	0.146	>90%	<20%
FPS2L EM2	White emergency mode	875	N/A	N/A	N/A	N/A	N/A	N/A



Powering Business Worldwide

# Ordering information

Part number example

## FPS2LT EM2

FPS non metallic housing, 3,494 lumen LED, multipoint terminal block emergency battery back-up

### FPS

#### Model

**FPS** Non-metallic

#### Lumen output

**2L** 3,494 lumens

### 2L

### T

#### Options

**T** Multi-point terminal block

**RV-1** Red LED

**BV-1** Blue LED

**G2** Feed through non-metallic cable glands

**H2** ¾" feed through NPT hubs

### EM2

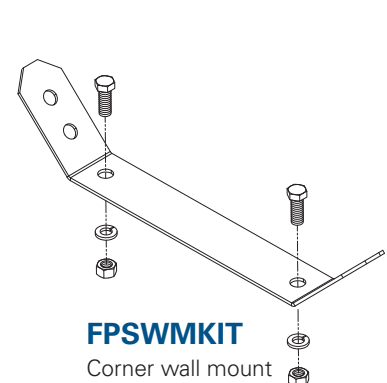
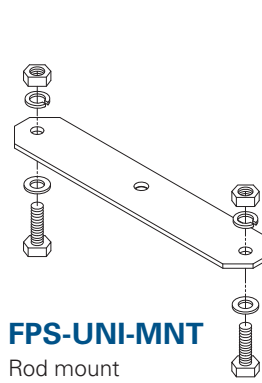
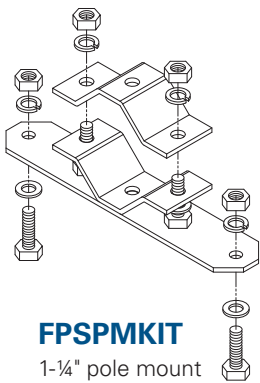
#### Emergency

**EM2\*** Emergency battery back-up

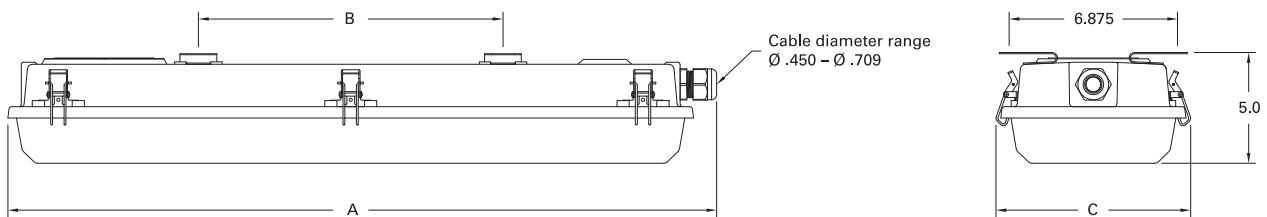
**EMT2\*** Emergency battery back-up, test switch

\*EM light output 874 lumens

## Mounting options



## Dimensions



Nominal length	Dimensions in inches/centimeters			Carton W x D x L (inches)	Nominal weight lbs. (kg.)
	A	B	C		
2 foot	28.80 (73.70)	12.44 (31.59)	7.625 (19.40)	8-3/4 x 6-1/4 x 31-7/8	9.00 (4.00)