

Harsh & heavy industrial lighting  
Pauluhn™ Apex linear LED luminaires

CROUSE-HINDS  
SERIES

# Pauluhn Apex

Linear, high bay LED luminaires  
designed for harsh & heavy  
industrial applications



**EATON**

*Powering Business Worldwide*





Pauluhn Apex LED

# Safe. Reliable. Efficient.

Featuring the industry's broadest range of LED luminaires for harsh, hazardous and industrial environments, Eaton's Crouse-Hinds can deliver a lighting solution that performs reliably in even the worst operating conditions. All the while reducing your energy, maintenance and manpower costs.

## Why LED?

### Useful life

Rated life is up to 60,000 hours of maintenance-free and safe operation

### Energy efficiency

LED average energy consumption is significantly less than traditional fluorescent and HID fixtures

### Start/restart time

Instant illumination versus 10 minute restrike time for HID

### Light quality

Higher color rendering compared to fluorescent and HID

### Environmental benefits

Mercury-free LED eliminates disposal costs and lower energy consumption for a smaller carbon footprint

## Why Crouse-Hinds?

### Rugged design

Built to withstand extreme temperatures, vibration, water and dust

### High efficacy

Up to 118 lumens per watt (model dependent)

### Thermal management

Effective heat sinking ensures longer life

### Quality of light

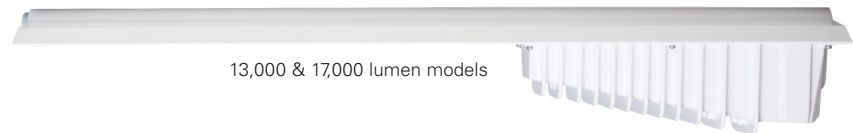
Custom optics designed to maximize light distribution and intensity

### Versatile mounting

LED fixtures are compatible with Crouse-Hinds' HID installed base

# Why Pauluhn Apex LED?

**Rugged high bay solutions.** Pauluhn Apex LED luminaires are engineered to provide maintenance-free performance, while delivering long life and high lumen output for industrial applications.



## Innovative design for demanding applications:


- Angled light fixture mitigates debris build-up
- Robust design withstands high pressure wash down, and food rated paint maintains safety

## Improved performance and reduced costs:

- 100+ lumens per watt provides highly efficient lighting
- Rated life is up to 60,000 hours of maintenance-free and safe operation

## Easily customized for application-specific performance:

- Versatile mounting options with a through feed design for simplified multiple fixture wiring
- Dimmable and occupancy sensor configurations available to reduce energy consumption

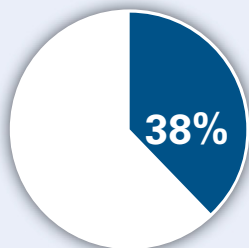


## LED vs. fluorescent savings at a glance

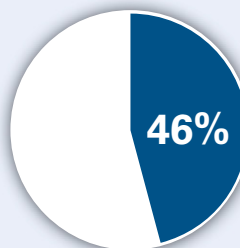
Why are so many facilities making the switch from fluorescent to LED?

The numbers say it all.

### APX25L vs. 6 lamp 54 watt T5HO fluorescent



38% REDUCTION IN ENERGY COSTS



46% LOWER TOTAL COST OF OWNERSHIP



100% MAINTENANCE REDUCTION

Assumptions: Calculations based on overall life of the LED system. Energy cost of \$.09 per kilowatt; 24 hour per day operation; labor rate of \$35 each for 2 workers; average time for fixture maintenance of 2 hours.

## Pauluhn Apex LED luminaires

Pauluhn Apex linear LED luminaires are designed to replace fluorescent T12, T8 and T5HO luminaires in hose down, heavy industrial and corrosive environments. Three models of the Apex are available, from 13,000 to 25,000 lumens.

Model	Typical lumens (Type V)*	Wattage	Lumens per watt	Equivalent fluorescent luminaire*
APX13L	13,000	122	106	3-lamp T5HO
APX17L	17,000	144	118	4-lamp T5HO
APX25L	25,000	217	115	6-lamp T5HO

\* All T5HO lamps used in comparison are 4 foot length.

### Applications:

- Harsh and heavy industrial locations
- Food and beverage processing facilities
- Pharmaceutical processing facilities
- High pressure wash down and corrosive environments
- Agriculture storage and processing

### Key features & benefits:

- High efficacy – 100+ LPW
- Angled light fixture for debris shedding
- Surface mount, cable mount and threaded rod mount
- Replaces up to 4 foot 6-lamp T5HO
- Operating temperature: -40°C to +55°C\*
- 1,500 PSI hose down tested
- Minimum 60,000 hour LED and driver life at 40°C ambient
- Through feed design for multiple fixture wiring
- 5000K, 80 CRI
- 5 year fixture warranty†

† Refer to page 2 of the D-0716 authorized distributor price book for Crouse-Hinds standard Terms and Conditions.

\* APX25L model is 50°C maximum ambient operating temperature.

### Certifications:

- Type 4X; IP66
- UL Standards: UL1598, UL8750
- CSA 22.2 No. 250
- NSF Splash Zone

### Mounting options:

- Surface/swivel mount
- Cable/chain mount

### Materials:

#### Housing:

- Type 6061 aluminum

#### Lens:

- Polycarbonate
- Diffused polycarbonate (optional)

#### Paint:

- Epoxy powder coat



### Electrical ratings:

	APX13L	APX17L	APX25L
<b>Voltage range, VAC</b>	120-277 VAC/347-480 VAC		
<b>Frequency</b>	50/60 Hz		
<b>Input power (watts)</b>	122	144	217
<b>Input amps at 120-277 VAC</b>	0.26-1.03	0.31-1.20	0.46-1.78
<b>Voltage range, VDC</b>	127-250 VDC (UNV1 model only)		
<b>Power factor</b>	>0.90		
<b>Total harmonic distortion (THD)</b>	<20%		
<b>Nominal lumens</b>	13,790	16,680	24,679

### Weights:

Model	lbs.	kg.
APX13L	23.41	10.61
APX17L	23.41	10.61
APX25L	31.28	14.19

### Drivers:

Option	APX13L-APX25L
/UNV1	120-277 VAC, 50/60 Hz; 127-250 VDC, 50/60 Hz
/UNV34	347-480 VAC, 50/60 Hz



Engineered to withstand hose downs and high vibration in demanding applications



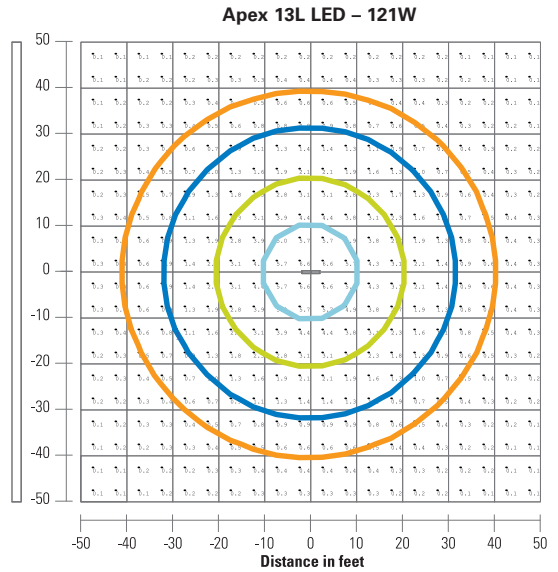
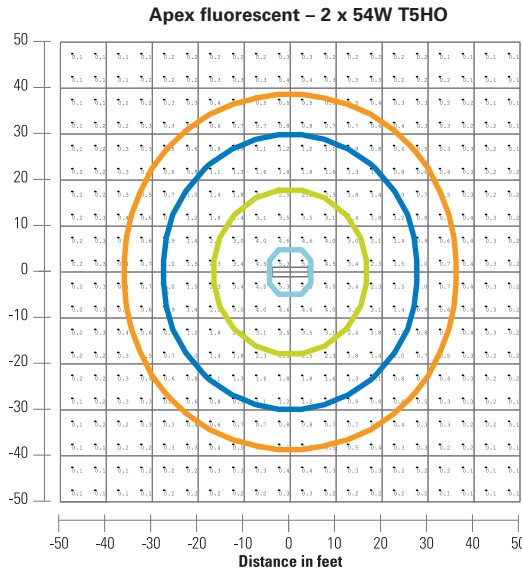
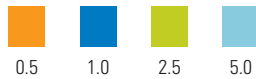
# Photometric comparisons

## 25 ft. mounting height

Model	Watts	Lumens
Apex fluorescent	173	12,249
Apex LED	121	13,790

Illuminance (in footcandles)			
Model	Avg.	Max.	Min.
Apex fluorescent	0.88	5.30	0.10
Apex LED	1.10	6.60	0.10

Illuminance levels (in footcandles)

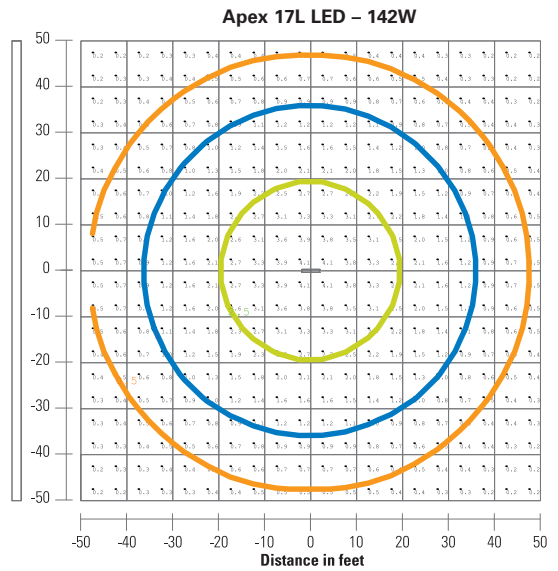
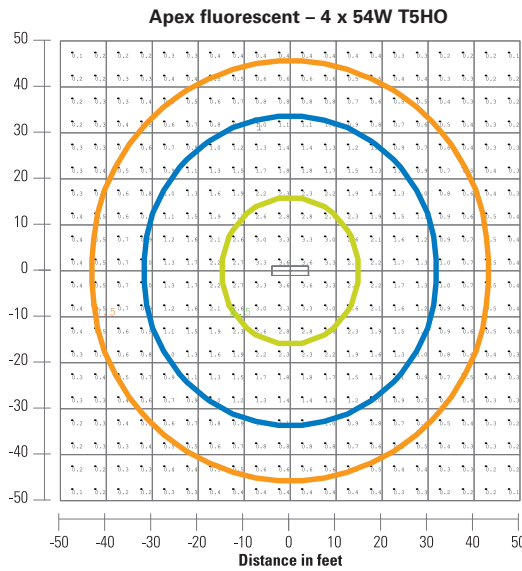


## 35 ft. mounting height

Model	Watts	Lumens
Apex fluorescent	222	15,499
Apex LED	142	16,680

Illuminance (in footcandles)			
Model	Avg.	Max.	Min.
Apex fluorescent	0.98	3.60	0.10
Apex LED	1.16	4.10	0.20

Illuminance levels (in footcandles)

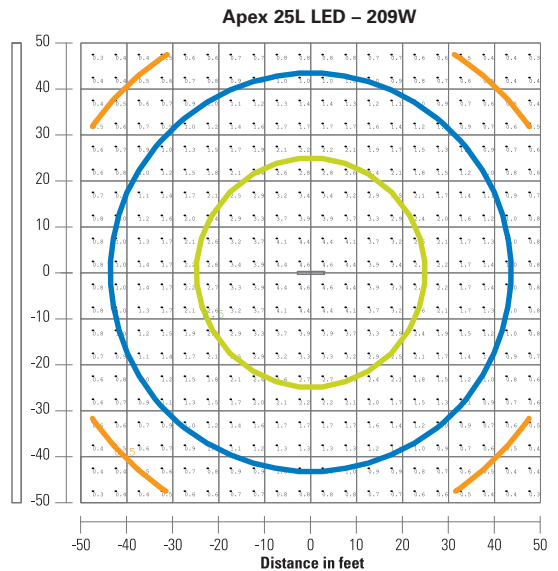
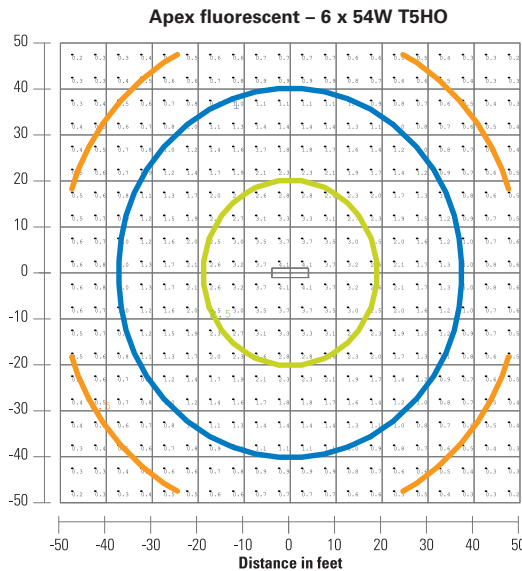


## 40 ft. mounting height

Model	Watts	Lumens
Apex fluorescent	302	21,649
Apex LED	209	24,679

Illuminance (in footcandles)			
Model	Avg.	Max.	Min.
Apex fluorescent	1.27	4.10	0.20
Apex LED	1.58	4.60	0.30

Illuminance levels (in footcandles)



# Ordering information

## Part number example

### APX13L/UNV1 S903

Pauluhn Apex, 13,000 lumens, cool white, 120-277VAC; 127-250 VDC, polycarbonate lens

## APX



#### Series

<b>APX</b>	Pauluhn Apex for non-hazardous food processing locations
------------	--

## 13L



#### Lumens

<b>13L</b>	13,000 lumens
<b>17L</b>	17,000 lumens
<b>25L</b>	25,000 lumens

## /UNV1



#### Voltage at 50/60 Hz

<b>/UNV1</b>	120-277 VAC; 127-250 VDC
<b>/UNV34</b>	347-480 VAC

## S903



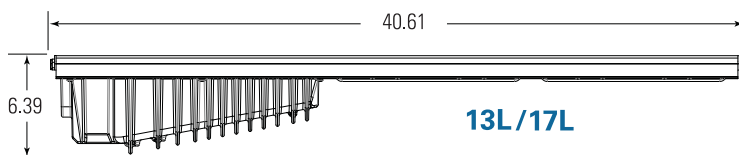
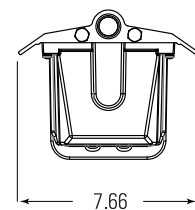
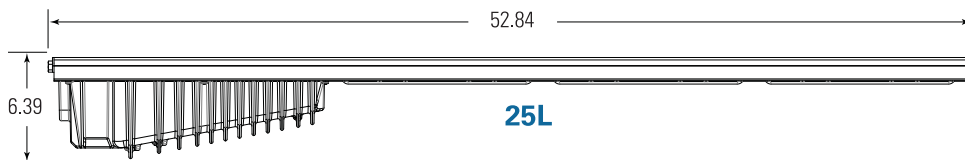
#### Lenses

<b>S903</b>	Polycarbonate lens
<b>S903D</b>	Diffused polycarbonate lens

#### Accessories (ordered separately)

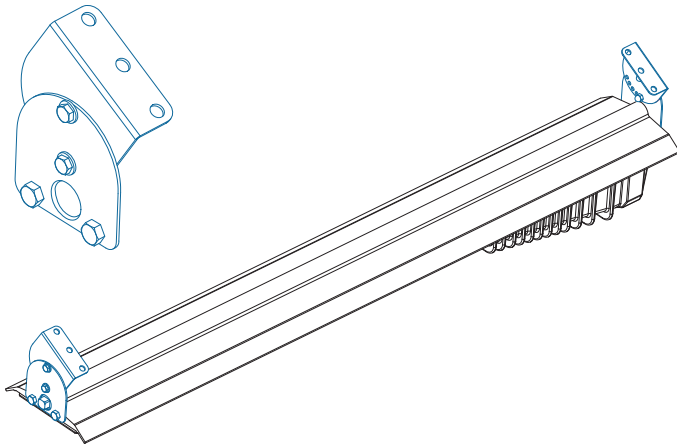
<b>APX1093MTK</b>	Jack chain/aircraft cable bracket
<b>APX1097MTK</b>	Adjustable surface mount bracket
<b>W3</b>	3 ft. #16/3 cord (WP163SR-3); change suffix "3" for longer cord
<b>Q</b>	Quick disconnect receptacle (WP003MR)
<b>WP163FP-6</b>	Cord assembly, molded plug and 6 ft. of #16/3 cable (WP163FP); change suffix "6" for longer cord

## Dimensions



All dimensions in inches

## Mounting

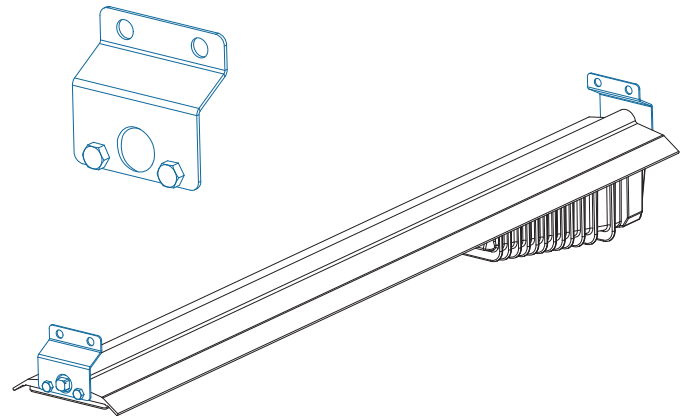


### Adjustable surface mount

#### APX1097MTK

Standard adjustable surface mounting kit includes:

- (2) 304 SS brackets and 316 SS mounting hardware



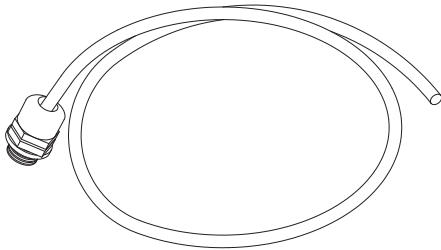
### Chain mount

#### APX1093MTK

Standard jack chain/aircraft cable mounting kit includes:

- (2) 304 SS brackets and 316 SS mounting hardware

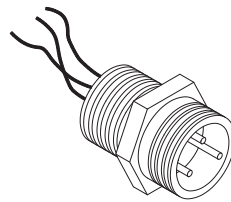
## Accessories



#### WP163SR-6

##### Cord assembly

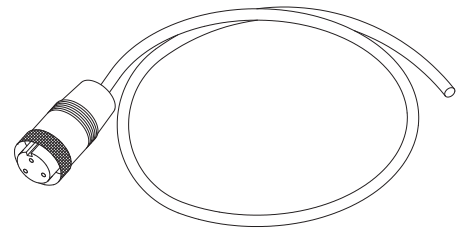
Strain relief connector and 6 feet of #16/3 cable. If longer cable is required, change "6" suffix to length needed.



#### WP003MR

##### Quick disconnect receptacle

Required when WP163-6 cord assembly is used.



#### WP163FP

##### Cord assembly

Molded plug and 6 feet of #16/3 cable. If longer cable is required, change "6" suffix to length needed.

**U.S. (global headquarters):  
Eaton's Crouse-Hinds business**

1201 Wolf Street  
Syracuse, NY 13208

(866) 764-5454  
FAX: (315) 477-5179  
FAX Orders Only:  
(866) 653-0640

[crousecustomerctr@eaton.com](mailto:crousecustomerctr@eaton.com)

**For more information:**

If further assistance is required, please contact an authorized Eaton Distributor, Sales Office, or Customer Service Department.

**Canada**

Toll Free: 800-265-0502  
FAX: (800) 263-9504  
FAX Orders only: (866) 653-0645

**Mexico/Latin America/Caribbean**

52-555-804-4000  
FAX: 52-555-804-4020  
[ventascentromex@eaton.com](mailto:ventascentromex@eaton.com)

**Europe (Germany)**

49 (0) 6271 806-500  
49 (0) 6271 806-476  
[sales.CCH.de@cooperindustries.com](mailto:sales.CCH.de@cooperindustries.com)

**Middle East (Dubai)**

971 4 8066100  
FAX: 971 4 8894813  
[chmesales@eaton.com](mailto:chmesales@eaton.com)

**Singapore**

65-6645-9888  
FAX: 65-6297-4819  
[chsi-sales@cooperindustries.com](mailto:chsi-sales@cooperindustries.com)

**China**

86-21-2899-3600  
FAX: 86-21-2899-4055  
[cchsales@cooperindustries.com](mailto:cchsales@cooperindustries.com)

**Korea**

82-2-3484-6783  
82-2-3484-6778  
[CCHK-sales@cooperindustries.com](mailto:CCHK-sales@cooperindustries.com)

**Australia**

61-2-8787-2777  
FAX: 61-2-9609-2342  
[CEASales@cooperindustries.com](mailto:CEASales@cooperindustries.com)

**India**

91-124-4683888  
FAX: 91-124-4683899  
[cchindia@cooperindustries.com](mailto:cchindia@cooperindustries.com)

**Eaton**  
1000 Eaton Boulevard  
Cleveland, OH 44122  
United States  
[Eaton.com](http://Eaton.com)

© 2016 Eaton  
All Rights Reserved  
Printed in USA  
Publication No. 5304-0716  
July 2016

Eaton is a registered trademark.  
All other trademarks are property of their respective owners.