

Food & beverage/industrial lighting
Pauluhn™ Apex linear LED luminaires

CROUSE-HINDS
SERIES

Pauluhn Apex

Linear, high bay LED luminaires
designed for food & beverage



EATON

Powering Business Worldwide



Pauluhn Apex LED

Safe. Reliable. Efficient.

Featuring the industry's broadest range of LED luminaires for harsh, hazardous and industrial environments, Eaton's Crouse-Hinds can deliver a lighting solution that performs reliably in even the worst operating conditions. All the while reducing your energy, maintenance and manpower costs.

Why LED?

Useful life

Rated life is up to 60,000 hours of maintenance-free and safe operation

Energy efficiency

LED average energy consumption is significantly less than traditional fluorescent and HID fixtures

Start/restart time

Instant illumination versus 10 minute restrike time for HID

Light quality

Higher color rendering compared to fluorescent and HID

Environmental benefits

Mercury-free LED eliminates disposal costs and lower energy consumption for a smaller carbon footprint

Why Crouse-Hinds?

Rugged design

Built to withstand extreme temperatures, vibration, water and dust

High efficacy

Up to 118 lumens per watt (model dependent)

Thermal management

Effective heat sinking ensures longer life

Quality of light

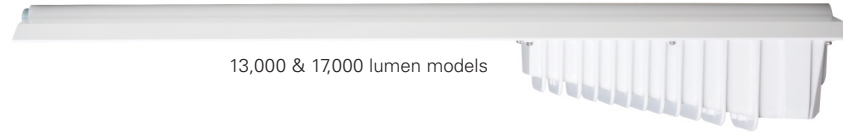
Custom optics designed to maximize light distribution and intensity

Versatile mounting


LED fixtures are compatible with Crouse-Hinds' HID installed base

Why Pauluhn Apex LED?

Rugged high bay solutions. Pauluhn Apex LED luminaires are engineered to provide maintenance-free performance, while delivering long life and high lumen output for food and beverage applications.



13,000 & 17,000 lumen models



Innovative design for demanding applications:

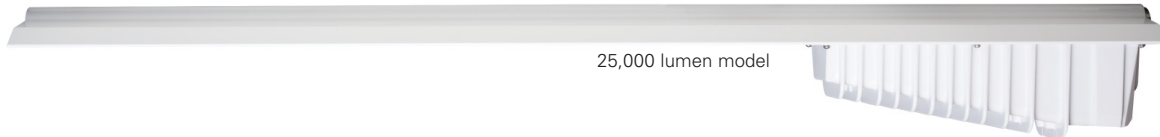
- Angled light fixture mitigates debris build-up
- Robust design withstands high pressure wash down, and food rated paint maintains safety

Improved performance and reduced costs:


- 100+ lumens per watt provides highly efficient lighting
- Rated life is up to 60,000 hours of maintenance-free and safe operation

Easily customized for application-specific performance:

- Versatile mounting options with a through feed design for simplified multiple fixture wiring
- Dimmable and occupancy sensor configurations available to reduce energy consumption



25,000 lumen model

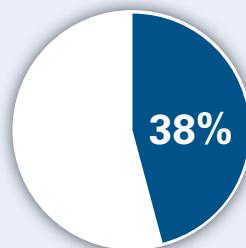


LED vs. fluorescent savings at a glance

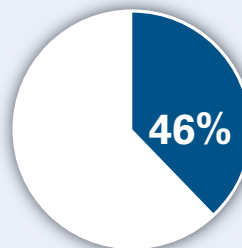
Why are so many facilities making the switch from fluorescent to LED?

The numbers say it all.

APX25L vs. 6 lamp 54 watt T5HO fluorescent



38% REDUCTION IN ENERGY COSTS



46% LOWER TOTAL COST OF OWNERSHIP



100% MAINTENANCE REDUCTION

Assumptions: Calculations based on overall life of the LED system. Energy cost of \$.09 per kilowatt; 24 hour per day operation; labor rate of \$35 each for 2 workers; average time for fixture maintenance of 2 hours.

Pauluhn Apex LED luminaires

Pauluhn Apex linear LED luminaires are designed to replace fluorescent T12, T8 and T5HO luminaires in hose down, food processing and corrosive environments. Three models of the Apex are available, from 13,000 to 25,000 lumens.

Model	Typical lumens (Type V)*	Wattage	Lumens per watt	Equivalent fluorescent luminaire*
APX13L	13,000	122	106	3-lamp T5HO
APX17L	17,000	144	118	4-lamp T5HO
APX25L	25,000	217	115	6-lamp T5HO

* All T5HO lamps used in comparison are 4 foot length.

Applications:

- Food and beverage processing facilities
- Pharmaceutical processing facilities
- High pressure wash down and corrosive environments
- Agriculture storage and processing

Key features & benefits:

- High efficacy – 100+ LPW
- Angled light fixture for debris shedding
- Surface mount, cable mount and threaded rod mount
- Replaces up to 4 foot 6-lamp T5HO
- Operating temperature: -40°C to +55°C*
- 1,500 PSI hose down tested
- Minimum 60,000 hour LED and driver life at 40°C ambient
- Through feed design for multiple fixture wiring
- 5000K, 80 CRI
- 5 year fixture warranty†

† Refer to page 2 of the D-0716 authorized distributor price book for Crouse-Hinds standard Terms and Conditions.

* APX25L model is 50°C maximum ambient operating temperature.

Certifications:

- Type 4X; IP66
- UL Standards: UL1598, UL8750
- CSA 22.2 No. 250
- NSF Splash Zone

Mounting options:

- Surface/swivel mount
- Cable/chain mount

Materials:

Housing:

- Type 6061 aluminum

Lens:

- Polycarbonate
- Diffused polycarbonate (optional)

Paint:

- Epoxy powder coat



Electrical ratings:

	APX13L	APX17L	APX25L
Voltage range, VAC	120-277 VAC/347-480 VAC		
Frequency	50/60 Hz		
Input power (watts)	122	144	217
Input amps at 120-277 VAC	0.26-1.03	0.31-1.20	0.46-1.78
Voltage range, VDC	127-250 VDC (UNV1 model only)		
Power factor	>0.90		
Total harmonic distortion (THD)	<20%		
Nominal lumens	13,790	16,680	24,679

Weights:

Model	lbs.	kg.
APX13L	23.41	10.61
APX17L	23.41	10.61
APX25L	31.28	14.19

Drivers:

Option	APX13L-APX25L
/UNV1	120-277 VAC, 50/60 Hz; 127-250 VDC, 50/60 Hz
/UNV34	347-480 VAC, 50/60 Hz



Engineered to withstand hose downs and high vibration in demanding food and beverage applications

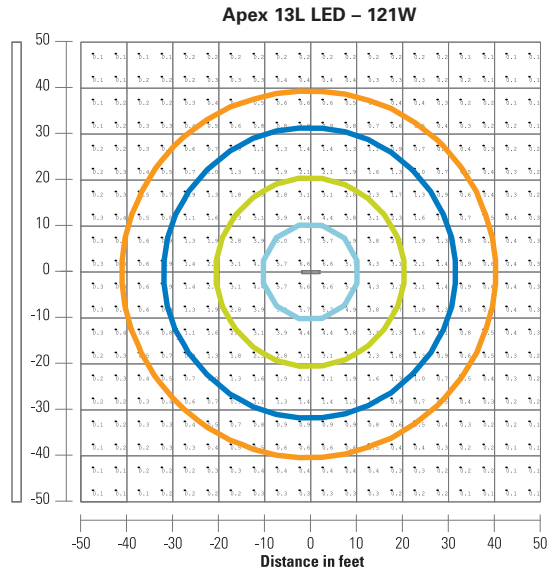
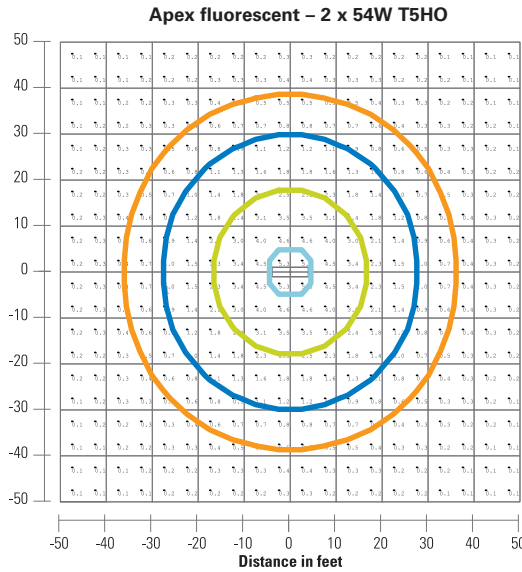
Photometric comparisons

25 ft. mounting height

Model	Watts	Lumens
Apex fluorescent	173	12,249
Apex LED	121	13,790

Illuminance (in footcandles)			
Model	Avg.	Max.	Min.
Apex fluorescent	0.88	5.30	0.10
Apex LED	1.10	6.60	0.10

Illuminance levels (in footcandles)

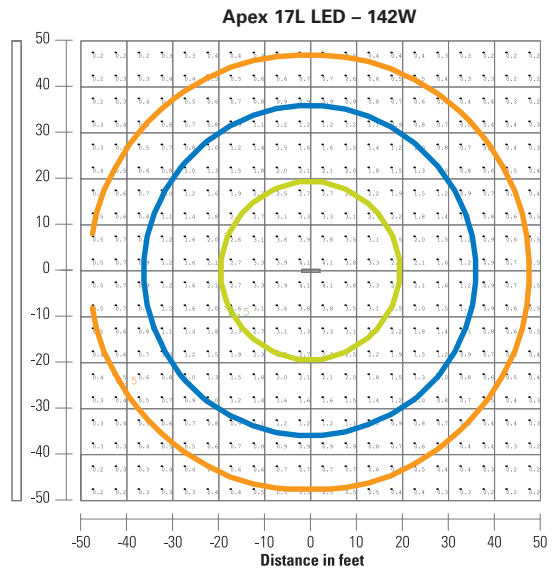
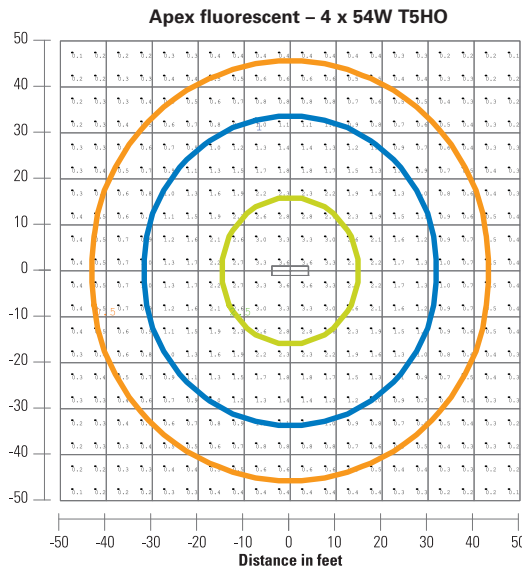


35 ft. mounting height

Model	Watts	Lumens
Apex fluorescent	222	15,499
Apex LED	142	16,680

Illuminance (in footcandles)			
Model	Avg.	Max.	Min.
Apex fluorescent	0.98	3.60	0.10
Apex LED	1.16	4.10	0.20

Illuminance levels (in footcandles)

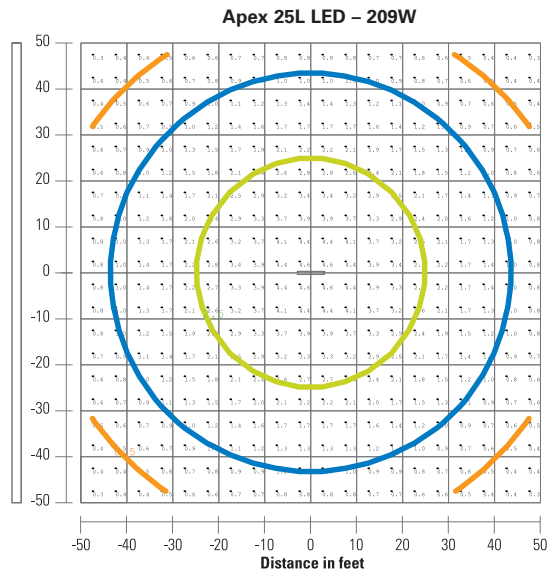
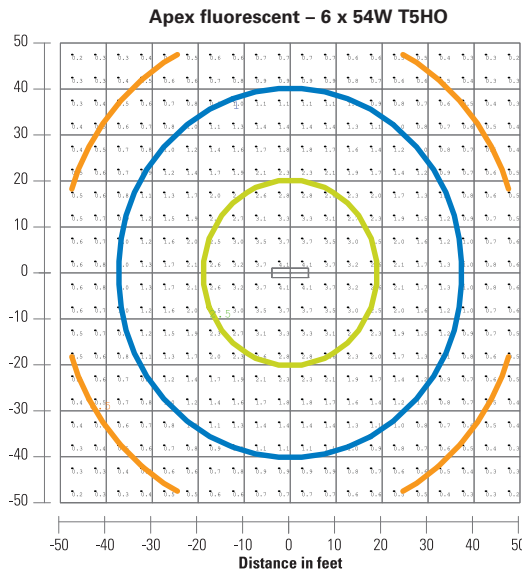


40 ft. mounting height

Model	Watts	Lumens
Apex fluorescent	302	21,649
Apex LED	209	24,679

Illuminance (in footcandles)			
Model	Avg.	Max.	Min.
Apex fluorescent	1.27	4.10	0.20
Apex LED	1.58	4.60	0.30

Illuminance levels (in footcandles)



Ordering information

Part number example

APX13L/UNV1 S903

Pauluhn Apex, 13,000 lumens, cool white, 120-277VAC; 127-250 VDC, polycarbonate lens

APX



Series

APX	Pauluhn Apex for non-hazardous food processing locations
------------	--

13L



Lumens

13L	13,000 lumens
17L	17,000 lumens
25L	25,000 lumens

/UNV1



Voltage at 50/60 Hz

/UNV1	120-277 VAC; 127-250 VDC
/UNV34	347-480 VAC

S903



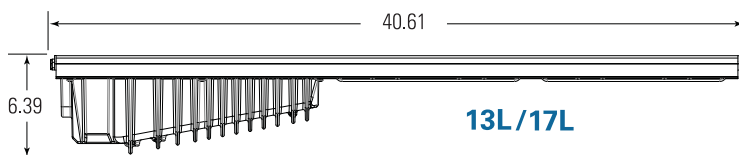
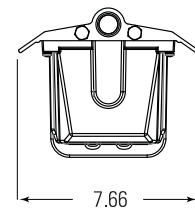
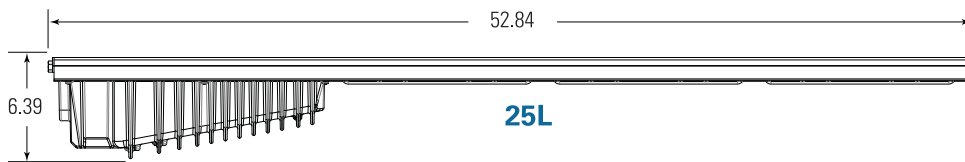
Lenses

S903	Polycarbonate lens
S903D	Diffused polycarbonate lens

Accessories (ordered separately)

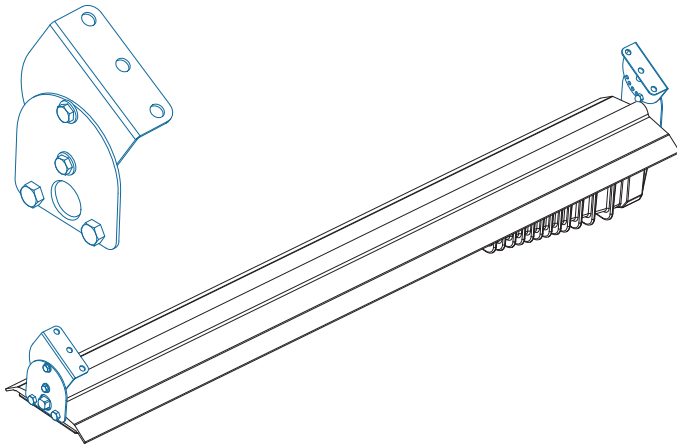
APX1093MTK	Jack chain/aircraft cable bracket
APX1097MTK	Adjustable surface mount bracket
W3	3 ft. #16/3 cord (WP163SR-3); change suffix "3" for longer cord
Q	Quick disconnect receptacle (WP003MR)
WP163FP-6	Cord assembly, molded plug and 6 ft. of #16/3 cable (WP163FP); change suffix "6" for longer cord

Dimensions



All dimensions in inches

Mounting

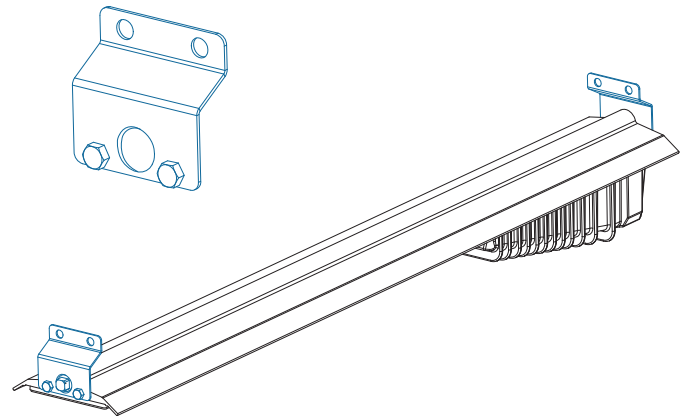


Adjustable surface mount

APX1097MTK

Standard adjustable surface mounting kit includes:

- (2) 304 SS brackets and 316 SS mounting hardware



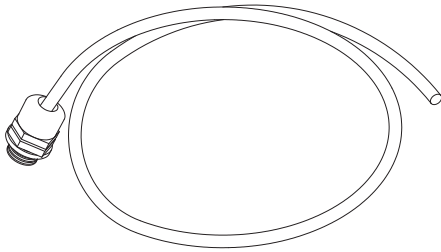
Chain mount

APX1093MTK

Standard jack chain/aircraft cable mounting kit includes:

- (2) 304 SS brackets and 316 SS mounting hardware

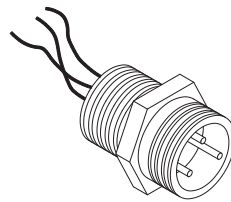
Accessories



WP163SR-6

Cord assembly

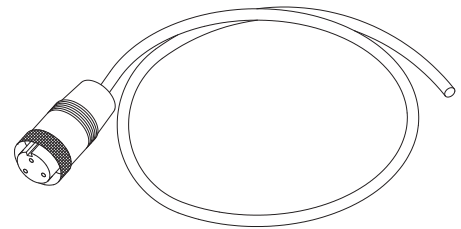
Strain relief connector and 6 feet of #16/3 cable. If longer cable is required, change "6" suffix to length needed.



WP003MR

Quick disconnect receptacle

Required when WP163-6 cord assembly is used.



WP163FP

Cord assembly

Molded plug and 6 feet of #16/3 cable. If longer cable is required, change "6" suffix to length needed.

**U.S. (global headquarters):
Eaton's Crouse-Hinds business**

1201 Wolf Street
Syracuse, NY 13208

(866) 764-5454
FAX: (315) 477-5179
FAX Orders Only:
(866) 653-0640

crousecustomerctr@eaton.com

For more information:

If further assistance is required, please contact an authorized Eaton Distributor, Sales Office, or Customer Service Department.

Canada

Toll Free: 800-265-0502
FAX: (800) 263-9504
FAX Orders only: (866) 653-0645

Mexico/Latin America/Caribbean

52-555-804-4000
FAX: 52-555-804-4020
ventascentromex@eaton.com

Europe (Germany)

49 (0) 6271 806-500
49 (0) 6271 806-476
sales.CCH.de@cooperindustries.com

Middle East (Dubai)

971 4 8066100
FAX: 971 4 8894813
chmesales@eaton.com

Singapore

65-6645-9888
FAX: 65-6297-4819
chsi-sales@cooperindustries.com

China

86-21-2899-3600
FAX: 86-21-2899-4055
cchsales@cooperindustries.com

Korea

82-2-3484-6783
82-2-3484-6778
CCHK-sales@cooperindustries.com

Australia

61-2-8787-2777
FAX: 61-2-9609-2342
CEASales@cooperindustries.com

India

91-124-4683888
FAX: 91-124-4683899
cchindia@cooperindustries.com

Eaton
1000 Eaton Boulevard
Cleveland, OH 44122
United States
Eaton.com

© 2016 Eaton
All Rights Reserved
Printed in USA
Publication No. 5304-0716
July 2016

Eaton is a registered trademark.
All other trademarks are property of their respective owners.