



EXIT Clear / EXIT Clear2

Explosion protected safety luminaire for Zone 1/2 und 21/22



Powering Business Worldwide

Explosion protected safety luminaire EXIT Clear / EXIT Clear2

Zone 1/21 and 2/22

Leading the way in hazardous areas

The EXIT Clear series of explosion-protected safety luminaires fulfils the requirements of ATEX Directive 2014/34/EU and EN 60598, Section 2.22 for safety lighting luminaires. The luminaires are suited for lighting up escape routes in hazardous areas. The EXIT Clear in the version as mains luminaire can also be used for signalling purposes.

Only white, high-efficiency LEDs are used as illuminants for these luminaires. This

guarantees maintenance free operation, as the illuminants do not need replacing throughout the complete service life of the luminaire.

The supply electronics is also laid out for this service life; the LED circuits are intrinsically safe.

The wide input voltage range allows international use. The housing of these luminaires is made of high-grade polycarbonate.

Thanks to the robust design and high degree of protection, these

luminaires are suited for both indoor and outdoor use.

As a safety lighting luminaire with self-contained battery system for maintained operation, the EXIT Clear N and the EXIT Clear2 N feature a NC battery and automatic function monitoring with operating time test.

With the optional built-in V-CG-S monitoring module with coding switch for max. 20 addresses, this luminaire can also be used as an individually monitored safety luminaire that is connected to a CEAG emergency lighting supply system. With this, the operator can programme the switching mode according to the respective requirements. Thus, as many as 20 luminaires with different switching modes can be connected to one end circuit.



Features

- Power-saving LED technology, maintenance-free throughout service life
- High degree of protection IP66
- For ceiling and wall mounting
- Luminaire with self-contained battery unit and automatic function monitoring (N)
- Connection and monitoring with CEAG emergency lighting supply systems possible (V-CG-S)

For all types of application

The escape sign luminaires of the "EXIT Clear" series are available as mains luminaires "EXIT Clear" and "EXIT Clear2," e.g. for specially safeguarded industrial networks in production plants, as "EXIT Clear V-CG-S" and "EXIT Clear2 V-CG-S" emergency lighting luminaires with individual function monitoring for use in CEAG emergency lighting supply systems, as well as "EXIT Clear N" and "EXIT Clear2 N" safety luminaires with self-contained battery systems and automatic function and operating time tests.

Safe light for all zones

On account of the robust, all-plastic polycarbonate housing in the high degree of protection IP66, the EXIT Clear luminaire can be installed almost anywhere, both indoors and out. The luminaire is designed in the type of protection Ex e m ib IIC up to T6 as well as Ex tb IIIC T80 °C and, in accordance with the ATEX Directive. It can be used in hazardous areas with explosive gas atmospheres (Zones 1 and 2) and explosive dust atmospheres (Zones 21 and 22). The EXIT Clear2 series can be used in hazardous areas with explosive gas atmospheres (Zones 2) and explosive dust atmospheres (Zones 22).

Maintenance-free operation

The white LED technology used as the light source allows maintenance-free operation without replacement of the illuminant. The lighting values required for the escape sign are maintained throughout the complete service life of the LEDs, namely approx. 50,000 hours. It goes without saying that the supply electronics are also designed for this extremely long operating time. This reduces operating costs and increases the operating safety considerably, in particular in locations that are difficult to access.



For international use

The LED safety luminaire of the EXIT series was designed to meet the requirements of a large number of different safety concepts. Thanks to the wide input voltage range from 110 V to 277 V AC and up to 250 V DC, this luminaire can be used internationally, whereby the supply circuits of the LED circuits are intrinsically safe.

The internationally valid certificate "IECEX" enhances the scope of this light fitting.

Double safety

Whenever the operational safety of explosion-protected safety luminaires is involved, there is no room for compromises, as only a luminaire that is fully functional at all times can save human lives. The new series of explosion-protected LED safety luminaires not only fulfils the extremely high explosion protection requirements, but it also fulfils the legal requirements for safety lighting installations. The EXIT Clear is capable of safely lighting up the way to go at all times, even in complex and often badly laid out industrial installations with hazardous areas.



pluggable connection for an easy replacement of components

Ordering details / Accessories

EXIT Clear / EXIT Clear2

Ordering details



Type Exit Clear for Zone 1/21	Scope of delivery	Cable gland/Thread			Order No.
		Plastic cable glands M20	Screw plug M20	Metal thread M20	
EXIT Clear	including cover	1 x M20	1 x M20		1 2191 000 004
	including cover			2 x M20	1 2191 000 104
EXIT Clear 24 V	including cover	1 x M20	1 x M20		1 2191 024 004
	including cover			2 x M20	1 2191 024 104
EXIT Clear N	including cover	1 x M20	1 x M20		1 2191 030 004
	including cover			2 x M20	1 2191 030 104
EXIT Clear V-CG-S	including cover	1 x M20	1 x M20		1 2191 020 004
	including cover			2 x M20	1 2191 020 104



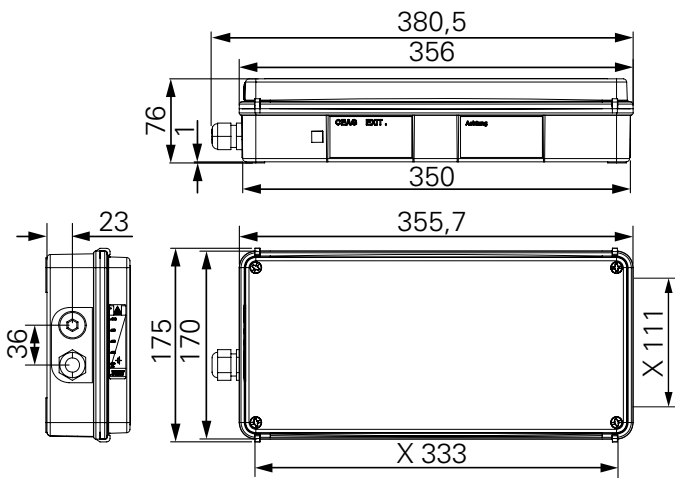
Type Exit Clear2 for Zone 2/22	Scope of delivery	Cable gland/Thread			Order No.
		Plastic cable glands M20	Screw plug M20	Metal thread M20	
EXIT Clear2	including cover	1 x M20	1 x M20		1 2193 000 004
	including cover			2 x M20	1 2193 000 104
EXIT Clear2 24 V	including cover	1 x M20	1 x M20		1 2193 024 004
	including cover			2 x M20	1 2193 024 104
EXIT Clear2 N	including cover	1 x M20	1 x M20		1 2193 030 004
	including cover			2 x M20	1 2193 030 104
EXIT Clear2 V-CG-S	including cover	1 x M20	1 x M20		1 2193 020 004
	including cover			2 x M20	1 2193 020 104

A wide selection of cable glands can be found at www.crouse-hinds.de/products or in the catalogue Part 2, Section 3.

Dimension drawing / Polar curve

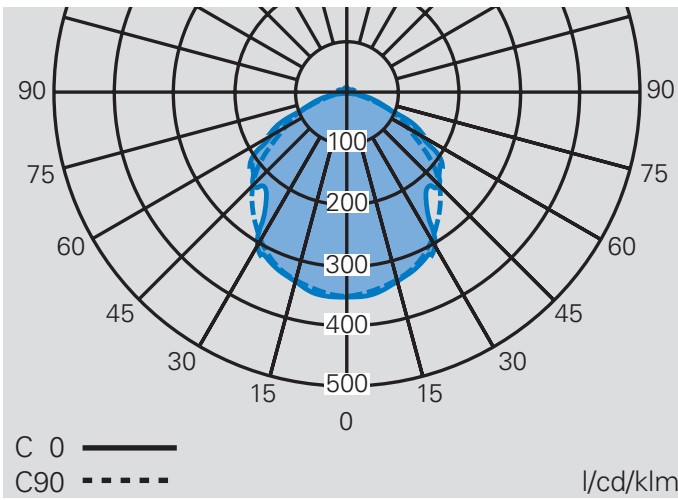
EXIT Clear / EXIT Clear2

EXIT Clear / EXIT Clear2



Dimensions in mm

X = Fixing Dimensions



Polar curve EXIT Clear / EXIT Clear2

Technical data

EXIT Clear Ex safety luminaire for Zone 1 and 2



Technical data

	EXIT Clear / EXIT Clear 24 V	EXIT Clear N	EXIT Clear V-CG-S
EC-Type Examination Certificate	BVS 09 ATEX E 029	BVS 09 ATEX E 029	BVS 09 ATEX E 029
IECEX Certificate of Conformity	IECEX BVS 13.0017	IECEX BVS 13.0017	IECEX BVS 13.0017
Marking accd. to 2014/34/EU	⊕ II 2 G Ex e ib mb IIC T6/T5 Gb ⊕ II 2 D Ex tb IIIC T80°C Db	⊕ II 2 G Ex e ib mb IIC T5/T4 Gb ⊕ II 2 D Ex tb IIIC T80°C Db"	⊕ II 2 G Ex e ib mb IIC T6/T5 Gb ⊕ II 2 D Ex tb IIIC T80°C Db
Marking accd. to IECEx	Ex e ib mb IIC T6/T5 Gb Ex tb IIIC T80°C Db	Ex e ib mb IIC T5/T4 Gb Ex tb IIIC T80°C Db	Ex e ib mb IIC T6/T5 Gb Ex tb IIIC T80°C Db
Permissible ambient temperature	-20 °C up to +40°C (T6) -20 °C up to +50°C (T5)	-20 °C up to +40°C (T5) -20 °C up to +50°C (T4) +5 °C up to +35 °C	-20 °C up to +40°C (T6) -20 °C up to +50°C (T5)
specified data			
Battery		12 V/800 mAh NC-Accu	
Rated power consumption	approx. 6 VA	approx. 10 VA	approx. 6 VA
Rated voltage	110 V - 277 V AC 110 V - 250 V DC	110 V - 277 V AC 110 V - 250 V DC	220 V - 254 V AC 195 V - 250 V DC
Rated voltage EXIT 24 V	12 - 24 V DC (-15 % / + 20 %)		
Rated current AC/DC	220 V = 20 mA, 110 V = 40 mA	230 V ≈ 50 mA, 110 V ≈ 100 mA	220 V = 20 mA, 110 V = 40 mA
Frequency	DC and 50 - 60 Hz (AC)	DC and 50 - 60 Hz (AC)	DC and 50 - 60 Hz (AC)
Charging duration for capacity > 90 %		24 h	
Power factor cos φ	≥ 0.95	≈ 0.5	≥ 0.95
Circuit	electronic power supply	electronic power supply	electronic power supply
Protection class	I	I	I
Rated luminous flux	166 lm	166 lm	166 lm
Lamp / Illuminant	high output-LEDs, white	high output-LEDs, white	high output-LEDs, white
Rated emergency lighting duration		approx. 3 h	
Dimensions (L x W x H)	356 x 175 x 76 mm	356 x 175 x 76 mm	356 x 175 x 76 mm
Connecting terminals	3 x loop terminal 2.5 mm ² ¹⁾	3 x loop terminal 2.5 mm ² ¹⁾	3 x loop terminal 2.5 mm ² ¹⁾
Enclosure colour	grey, RAL 7035	grey, RAL 7035	grey, RAL 7035
Enclosure material	Polycarbonate	Polycarbonate	Polycarbonate
Weight	2 kg	2.5 kg	2.2 kg
Cable glands / gland plates / enclosure drilling	1 x Ex-e cable glands M20 x 1.5 (plastic) / 1 x Ex-e-screw plug M20 or 2 x M20 x1.5 metal thread, 1 x screw plug M20	1 x Ex-e cable glands M20 x 1.5 (plastic) / 1 x Ex-e-screw plug M20 or 2 x M20 x1.5 metal thread, 1 x screw plug M20	1 x Ex-e cable glands M20 x 1.5 (plastic) / 1 x Ex-e-screw plug M20 or 2 x M20 x1.5 metal thread, 1 x screw plug M20
Type of mounting	wall/ceiling mounting	wall/ceiling mounting	wall/ceiling mounting
Degree of protection accd. to EN 60529	IP66	IP66	IP66
Protective cover / protective bowl	Polycarbonate	Polycarbonate	Polycarbonate

¹⁾ Option: 3 x 4 mm² screw terminals

Technical Data

EXIT Clear2 Ex Safety luminaire for Zone 2/22



Technical data

	EXIT Clear2/ EXIT Clear2 24 V	EXIT Clear2 N	EXIT Clear2 V-CG-S
Type Examination Certificate	BVS 15 ATEX E 074	BVS 15 ATEX E 074	BVS 15 ATEX E 074
IECEX Certificate of Conformity	IECEX BVS 15.0065	IECEX BVS 15.0065	IECEX BVS 15.0065
Marking accd. to 2014/34/EU	⊕ II 3 G Ex e ic mc IIC T6/T5 Gc ⊕ II 3 D Ex tc IIIC T80°C Dc	⊕ II 3 G Ex e ic mc IIC T5/T4 Gc ⊕ II 3 D Ex tc IIIC T80°C Dc	⊕ II 3 G Ex e ic mc IIC T6/T5 Gc ⊕ II 3 D Ex tc IIIC T80°C Dc
Marking accd. to IECEx	Ex e ic mc IIC T6/T5 Gc Ex tc IIIC T80°C Dc	Ex e ic mc IIC T6/T5 Gc Ex tc IIIC T80°C Dc	Ex e ic mc IIC T6/T5 Gc Ex tc IIIC T80°C Dc
Permissible ambient temperature	-20 °C up to +40°C (T6) -20 °C up to +50°C (T5)	-20 °C up to +40°C (T5) -20 °C up to +50°C (T4) +5 °C up to +35 °C	-20 °C up to +40°C (T6) -20 °C up to +50°C (T5)
specified data			
Battery		12 V/800 mAh NC-Accu	
Rated power consumption	approx. 6 VA	approx. 10 VA	approx. 6 VA
Rated voltage	110 V - 277 V AC / 110 V - 250 V DC	110 V - 277 V AC 110 V - 250 V DC	220 V - 254 V AC 195 V - 250 V DC
Rated voltage EXIT 24 V	12 - 24 V DC (-15 % / + 20 %)		
Rated current AC/DC	220 V = 20 mA, 110 V = 40 mA	230 V ≈ 50 mA, 110 V ≈ 100 mA	220 V = 20 mA, 110 V = 40 mA
Frequency	DC and 50 - 60 Hz (AC)	DC and 50 - 60 Hz (AC)	DC and 50 - 60 Hz (AC)
Charging duration for capacity > 90 %		24 h	
Power factor cos φ	≥ 0.95	≈ 0.5	≥ 0.95
Circuit	electronic power supply	electronic power supply	electronic power supply
Protection class	I	I	I
Rated luminous flux	166 lm	166 lm	166 lm
Lamp / Illuminant	high output-LEDs, white	high output-LEDs, white	high output-LEDs, white
Rated emergency lighting duration		approx. 3 h	
Dimensions (L x W x H)	356 x 175 x 76 mm	356 x 175 x 76 mm	356 x 175 x 76 mm
Connecting terminals	3 x loop terminal 2 x 2.5 mm ² ¹⁾	3 x loop terminal 2 x 2.5 mm ² ¹⁾	3 x loop terminal 2 x 2.5 mm ² ¹⁾
Enclosure colour	grey, RAL 7035	grey, RAL 7035	grey, RAL 7035
Enclosure material	Polycarbonate	Polycarbonate	Polycarbonate
Weight	2 kg	2.5 kg	2.2 kg
Cable glands / gland plates / enclosure drilling	1 x Ex-e cable glands M20 x 1.5 (plastic) / 1 x Ex-e-screw plug M20 or 2 x M20 x1.5 metal thread, 1 x screw plug M20	1 x Ex-e cable glands M20 x 1.5 (plastic) / 1 x Ex-e-screw plug M20 or 2 x M20 x1.5 metal thread, 1 x screw plug M20	1 x Ex-e cable glands M20 x 1.5 (plastic) / 1 x Ex-e-screw plug M20 or 2 x M20 x1.5 metal thread, 1 x screw plug M20
Type of mounting	wall/ceiling mounting	wall/ceiling mounting	wall/ceiling mounting
Degree of protection accd. to EN 60529	IP66	IP66	IP66
Protective cover / protective bowl	Polycarbonate	Polycarbonate	Polycarbonate

¹⁾ Option: 3 x 4 mm² screw terminals



Eaton's Crouse-Hinds Business

The safety you rely on.

See the complete offering of Hazardous and Industrial Products at www.crouse-hinds.de.

**U.S. (Global Headquarters):
Eaton's Crouse-Hinds
Business**

1201 Wolf Street
Syracuse, NY 13208

(866) 764-5454
FAX: (315) 477-5179
FAX Orders Only:
(866) 653-0640

CrouseCustomerCTR@Eaton.com

For more information:

If further assistance is required, please contact an authorized Eaton Distributor, Sales Office, or Customer Service Department.

Australia

Phone +61-2-8787-2777
Fax +61-2-9609-2342
crousehindsanz@eaton.com

China

Phone +86-21-2899-3600
Fax +86-21-2899-4055
ECHsales@eaton.com

Great Britain

Phone +44-247-630-89 30
Fax +44-247-630-10 27
sales5@eaton.com

India

Phone +91-124-4683888
Fax +91-124-4683899
cchindia@eaton.com

Canada

Toll Free +1-800-265-0502
Fax +1-800-263-9504
Fax orders only:
+1-866-653-0645

Korea

Phone +82-2-3484-6783
Fax +82-2-3484-6778
CCHK-sales@
cooperindustries.com

**Mexico/Latin America/
Caribbean**

Phone +52-555-804-4000
Fax +52-555-804-4020
mxmercadotecnia@cooperindustries.com

Spain

Phone +34-9-37362710
Fax +34-9-37835055
sales.CCH.es@cooperindustries.com

Middle East (Dubai)

Phone +971-4-427-2522 / 2500
Fax +971-4-429-8521
CHMEsales@Eaton.com

The Netherlands

Phone +31-10-2452145
Fax +31-10-2452121
CHRD_mail@Eaton.com

Norway

Phone +47-32-244600
Fax +47-32-244646
CHLloffice@eaton.com

Singapore:

Phone +65-6645-9888
Fax +65-6297-4819
CHSI-Sales@Eaton.com

Turkey

Phone +90-216-464-20-20
Fax +90-216-464-20-10
infoEGTurkey@eaton.com

Russia

Phone +7-495 510-24-27
Fax +7-495 510-24-28
info@cooper.ru.com
www.cooper-russia.ru

Eaton's Crouse-Hinds Business

Neuer Weg – Nord 49
D-69412 Eberbach

Phone +49 (0) 6271/806-500
Fax +49 (0) 6271/806-476
E-mail info-ex@eaton.com
Internet www.crouse-hinds.de

Eaton

1000 Eaton Boulevard
Cleveland, OH 44122
United States
Eaton.com

© 2018 Eaton Corporation
All Rights Reserved
Printed in Germany
Publication No. BR 300 8000
January 2018

Changes to the products, to the information contained in this document, and to prices are reserved; so are errors and omissions. Only order confirmations and technical documentation by Eaton is binding. Photos and pictures also do not warrant a specific layout or functionality. Their use in whatever form is subject to prior approval by Eaton. The same applies to Trademarks (especially Eaton, Moeller, and Cutler-Hammer). The Terms and Conditions of Eaton apply, as referenced on Eaton Internet pages and Eaton order confirmations.

Eaton's Crouse-Hinds Business

1201 Wolf Street
Syracuse, NY 13208
(866) 764-5454
CrouseCustomerCTR@Eaton.com

Eaton is a registered trademark.

All other trademarks are property of their respective owners.



Powering Business Worldwide