

Power Xpert® C445 Measurement Module Installation Leaflet

Instruction Leaflet
Montageanweisung
Notice d'installation
Instrucciones de montaje
Istruzioni per il montaggio
安装说明

Инструкция по монтажу
Montagehandleiding
Montagevejledning
Οδηγίες εγκατάστασης
Instruções de montagem
Monteringsanvisning

Asennusohje
Návod k montáži
Paigaldusjuhend
Szerelési utasítás
Montāžas instrukcija
Montavimo instrukcija

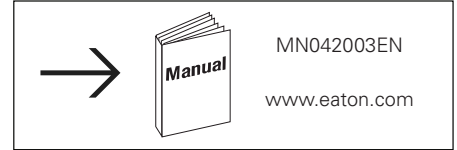
Instrukcja montażu
Navodila za montažo
Návod na montáž
Μονταžни инструкции
Instrucțiunile de montaj

- en** User shall refer to C445 safety manual MN042004EN.pdf before installing C445 standalone device to provide EEx e type of protection to motors installed in hazardous area.
- de** Vor der Installation des eigenständigen Geräts C445 muss der Benutzer das C445-Sicherheitshandbuch MN042004EN.pdf zurate ziehen, um zu gewährleisten, dass in Risikobereichen installierte Motoren der Zündschutzart EEx e entsprechen.
- fr** L'utilisateur doit se reporter au manuel de sécurité C445, document PDF MN03402007ZDEEN, avant d'installer les dispositifs autonomes C445 pour fournir une protection de type EEx e aux moteurs installés dans les zones dangereuses.
- es** El usuario deberá consultar el manual de seguridad MN042004EN.pdf del C445 antes de instalar el dispositivo independiente C445 para proporcionar el tipo de protección EEx e a los motores instalados en áreas peligrosas.
- it** L'utente deve far riferimento al manuale di sicurezza C445 MN042004EN.pdf prima di installare il dispositivo indipendente C445 per dotare i motori installati in un'area pericolosa del tipo di protezione EEx e.
- zh** 用户在安装C445 独立设备，为安装在危险场所的电机提供EEx e型保护前，需阅读C445安全手册MN042004EN.pdf。
- ru** Перед установкой автономного устройства C445 пользователь должен ознакомиться с руководством по безопасности C445 - MN042004EN.pdf чтобы обеспечить защиту типа EEx e для двигателей, установленных в опасной зоне.
- cs** Uživatel musí před instalací samostatného zařízení C445 nahlédnout do bezpečnostního manuálu C445 MN042004EN.pdf, aby zajistil elektromotorům instalovaným v rizikové oblasti ochranu typu EEx e.
- et** Kasutaja peab lugema C445 ohutusjuhendit MN042004EN.pdf enne C445 eraldiseisva seadme paigaldamist, et tagada kaitseklass EEx e ohtlikku piirkonda paigaldatud mootoritele.
- hu** A felhasználónak a C445 önálló eszközként történő felszerelése előtt a veszélyes területen felszerelt motor EEx e típusú védelmének biztosítása érdekében el kell olvasnia a C445 MN042004EN.pdf biztonsági útmutatót.
- lv** Pirms autonomās ierīces C445 uzstādīšanas, lūdzu, rūpīgi izlasiet C445 drošības rokasgrāmatu MN042004EN.pdf, lai nodrošinātu bīstamajā zonā uzstādītajiem motoriem EEx e tipa aizsardzību.
- nl** De gebruiker moet de C445 veiligheidsinstructies MN042004EN.pdf raadplegen voordat het C445 zelfstandig apparaat wordt geïnstalleerd om beveiliging van het type EEx e aan motoren in gevaarlijke omgevingen te bieden.
- da** Brugeren henvises til C445 sikkerhedsmanual MN042004EN.pdf inden installation af C445 selvstændig enhed for at yde EEx e type beskyttelse af motorer, der er installeret på et farligt sted.
- el** Ο χρήστης πρέπει να ανατρέξει στο εγχειρίδιο ασφαλείας του C445, MN042004EN.pdf, πριν την εγκατάσταση της αυτόνομης συσκευής C445, για την παροχή προστασίας τύπου EEx e σε κινητήρες εγκατεστημένους σε επικίνδυνη περιοχή.
- pt** O utilizador deve consultar o manual C445 MN042004EN.pdf antes de instalar o dispositivo autónomo C445 para proporcionar EEx e o tipo de proteção para motores instalados em área de risco.
- sv** Användaren måste läsa C445 säkerhetsmanual MN042004EN.pdf före installation av C445 fristående enhet för att tillhandahålla skydd av EEx e-typ till motorer installerade i farozoner.
- fi** Käyttäjän tulee viitata C445-turvallisuusohjekirjaan MN042004EN.pdf ennen erillisen C445- laitteen asennusta ja järjestää EEx e -tyypin mukainen suojaus moottoreille, jotka asennetaan vaaralliselle alueelle.
- pl** Przed montażem wolnostojącego urządzenia C445 użytkownik powinien zapoznać się z instrukcjami bezpieczeństwa C445 MN042004EN.pdf, aby zapewnić ochronę typu EEx e, wymaganą do zabezpieczenia silników montowanych w strefach niebezpiecznych.
- sl** Pred namestitvijo samostojne naprave C445 mora uporabnik prebrati varnostni priročnik MN042004EN.pdf za napravo C445, saj je treba za motorje, nameščene v nevarnih območjih, zagotoviti protieksplzijsko zaščito vrste EEx e.
- sk** Uživateľ si môže pred inštaláciou samostatného zariadenia C445 pozrieť bezpečnostnú príručku C445 – MN042004EN.pdf kde nájde typ ochrany EEx e pre motory nainštalované nebezpečných priestoroch.
- bg** Потребителят трябва да направи справка с ръководството за безопасност за C445 MN042004EN.pdf преди да монтира самостоятелното устройство C445 за осигуряване на защита тип EEx e за двигатели, монтирани в опасна зона.
- ro** Utilizatorul trebuie să consulte manualul de siguranță C445 MN042004EN.pdf înainte de a instala dispozitivul independent C445 pentru a asigura clasa de protecție EEx e motoarelor instalate într-o zonă periculoasă.
- lt** Prieš įrengdamas atskirą C445 prietaisą ir siekdamas užtikrinti variklių, sumontuotų pavoje zonoje, EEx „e“ tipo apsaugą, naudotojas turi vadovautis C445 saugos vadovu MN042004EN.pdf.

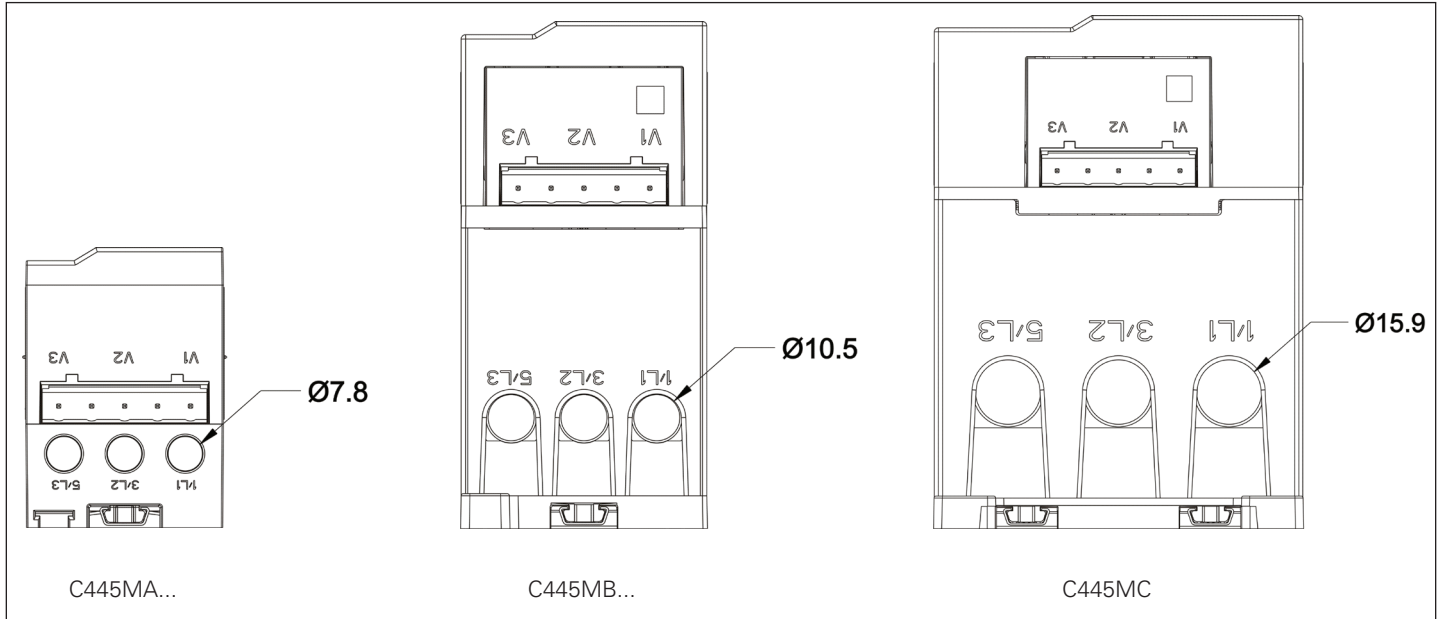
EAT•N

Powering Business Worldwide

C445M...

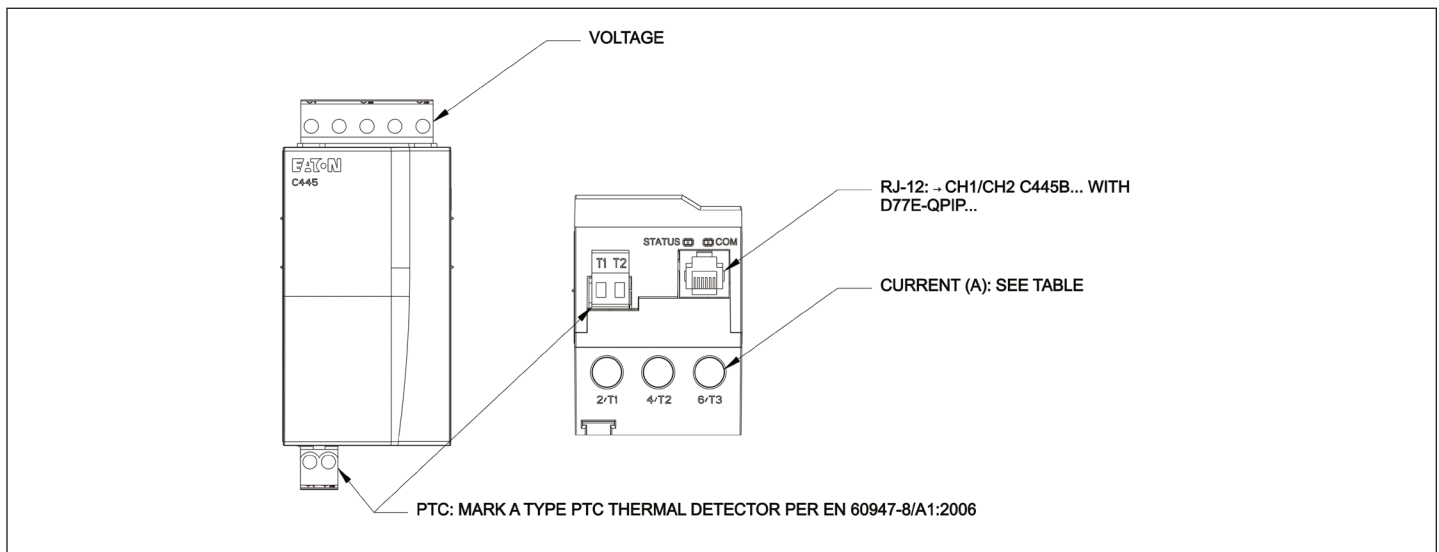


C445M... Wiring

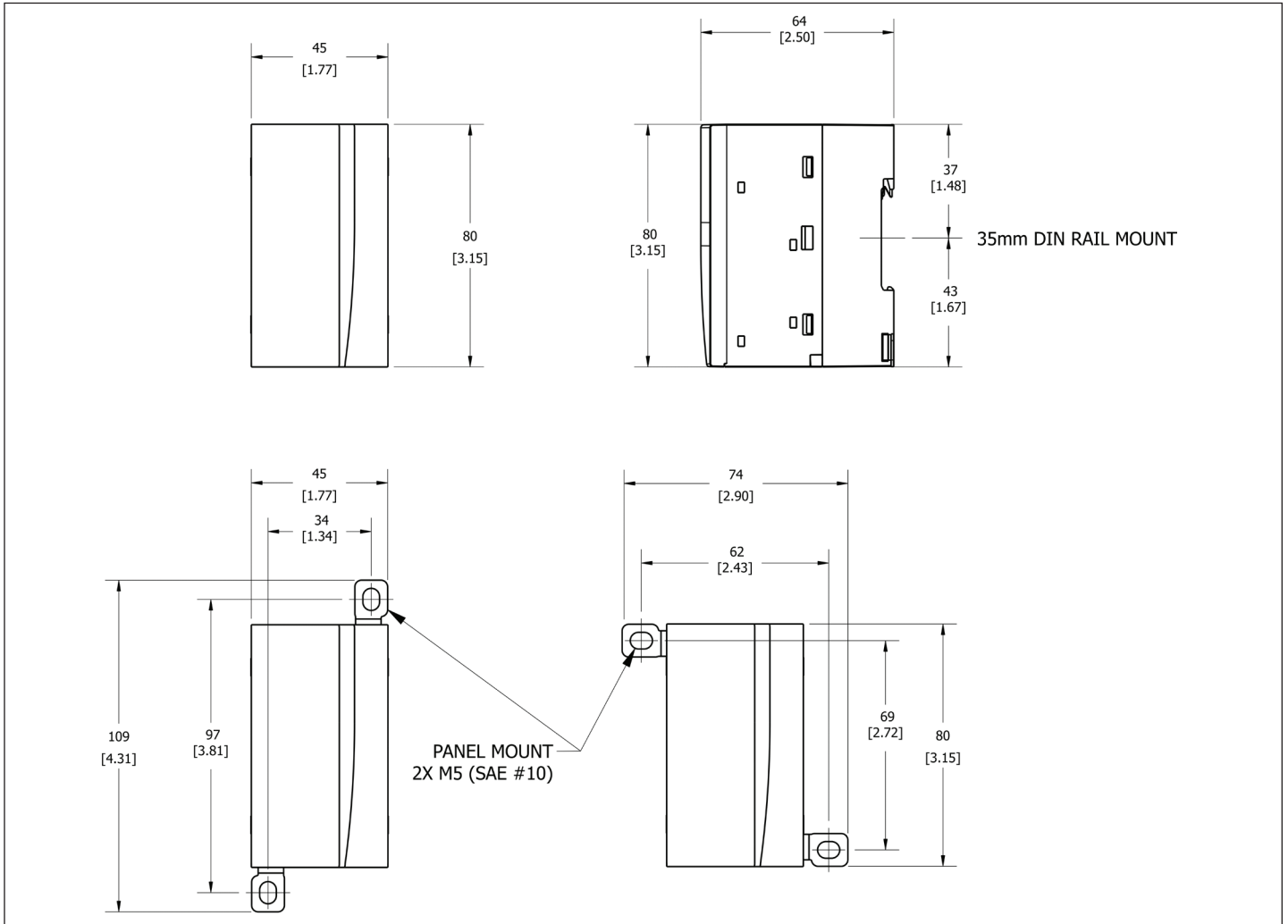


C445M...	C445MA-2P4...	C445MA-005...	C445MA-032...	C445MA-045...	C445MB-072...	C445MC-090...	C445MC-136...
Frame Size	45mm	45mm	45mm	45mm	55mm	90mm	90mm
Amps	0.3-2.4A	1-5A	4-32A	6-45A	9-72A	11-90A	17-136A
Wire Size	6 AWG 16 mm ²	6 AWG 16 mm ²	6 AWG 16 mm ²	6 AWG 16 mm ²	3 AWG 25 mm ²	2/0 AWG 70 mm ²	2/0 AWG 70 mm ²

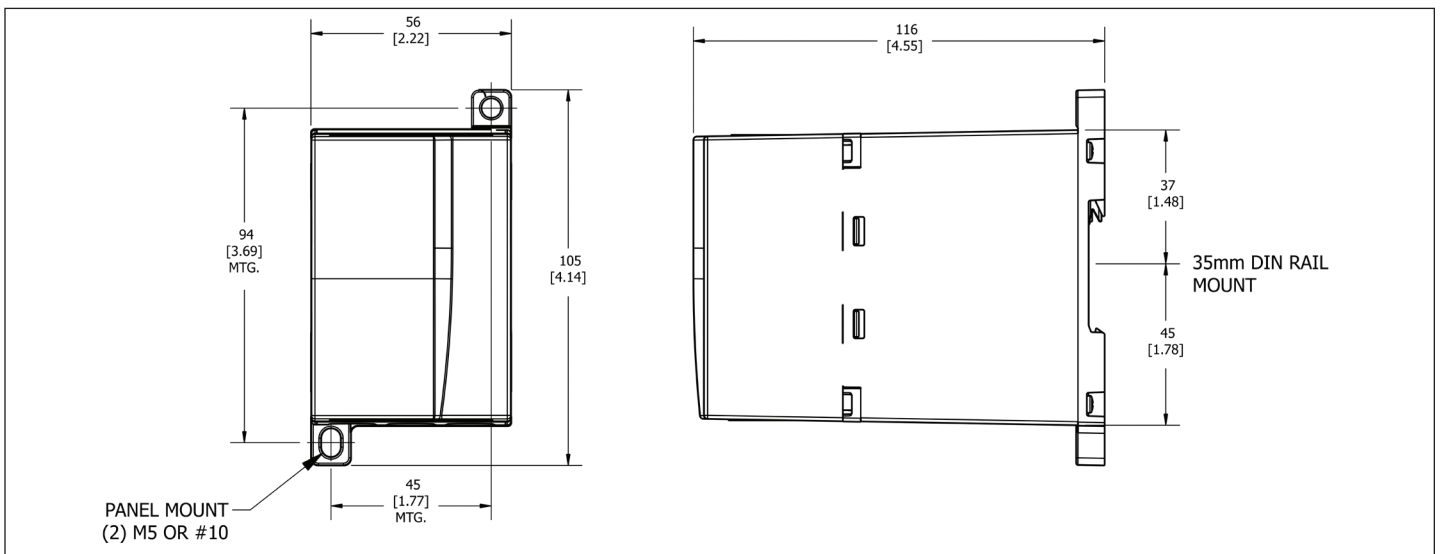
C445M... Connections



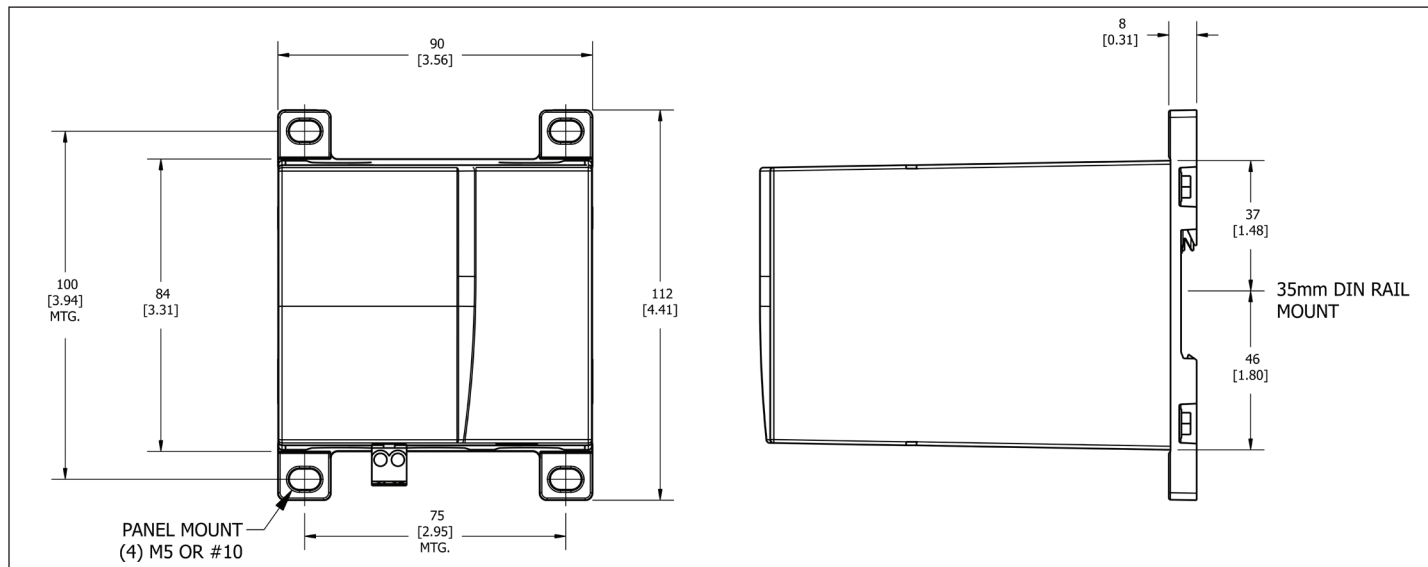
C445MA... Mounting and Dimensions



C445MB... Mounting and Dimensions



C445MC... Mounting and Dimensions



Disclaimer of Warranties and Limitation of Liability

The information, recommendations, descriptions, and safety notations in this document are based on Eaton experience and judgment, and may not cover all contingencies. If further information is required, an Eaton sales office should be consulted.

Sale of the product shown in this literature is subject to the terms and conditions outlined in appropriate Eaton selling policies or other contractual agreement between Eaton and the purchaser.

THERE ARE NO UNDERSTANDINGS, AGREEMENTS, WARRANTIES, EXPRESSED OR IMPLIED, INCLUDING WARRANTIES OF FITNESS FOR A PARTICULAR PURPOSE OR MERCHANTABILITY, OTHER THAN THOSE SPECIFICALLY SET OUT IN ANY EXISTING CONTRACT BETWEEN THE PARTIES. ANY SUCH CONTRACT STATES THE ENTIRE OBLIGATION OF EATON. THE CONTENTS OF THIS DOCUMENT SHALL NOT BECOME PART OF OR MODIFY ANY CONTRACT BETWEEN THE PARTIES.

In no event will Eaton be responsible to the purchaser or user in contract, in tort (including negligence), strict liability, or otherwise for any special, indirect, incidental, or consequential damage or loss whatsoever, including but not limited to damage or loss of use of equipment, plant or power system, cost of capital, loss of power, additional expenses in the use of existing power facilities, or claims against the purchaser or user by its customers resulting from the use of the information, recommendations, and descriptions contained herein.

The information contained in this manual is subject to change without notice.

Eaton
1000 Eaton Boulevard
Cleveland, OH 44122
United States
Eaton.com

© 2015 Eaton
All Rights Reserved
Publication No. IL043002EN / TBG1227
June 2015