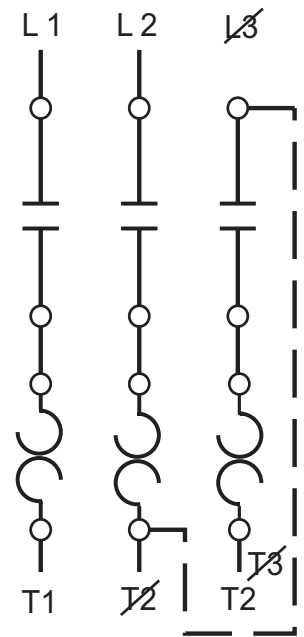
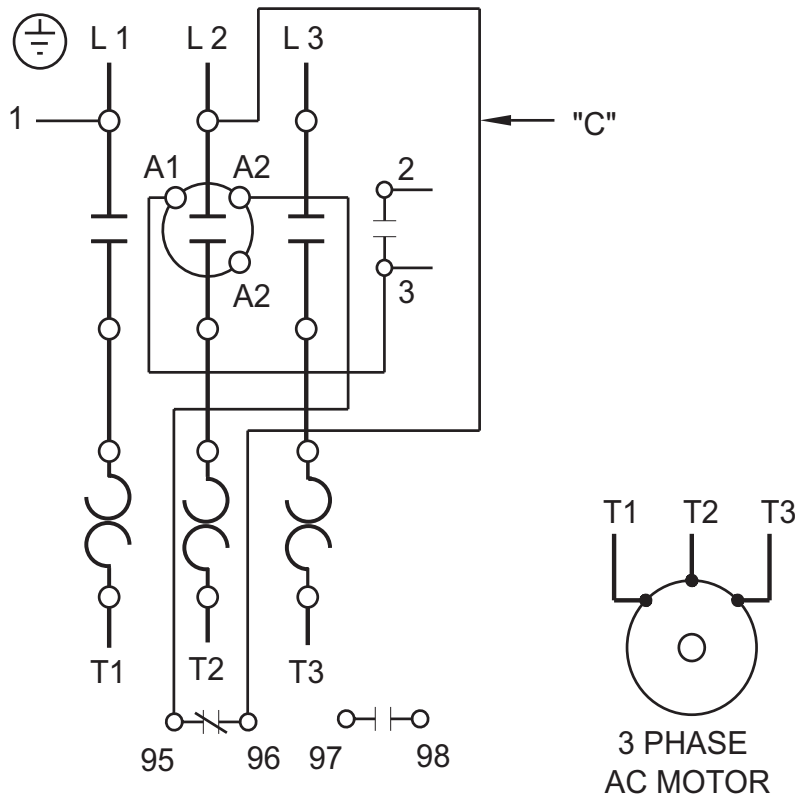


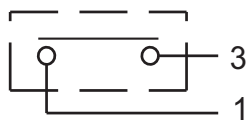
NEMA SIZE "0" NON-REVERSING STARTER. WIRING DIAGRAM



FIELD CONVERSION TO
1 PHASE - ADD DOTTED
CONNECTION.

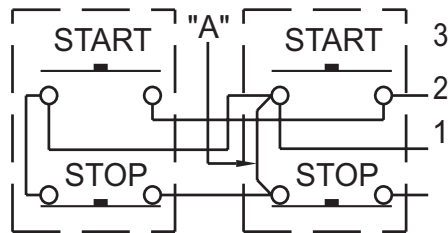
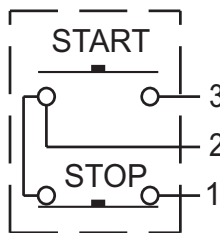
REMOTE PILOT DEVICES

2 WIRE CONTROL

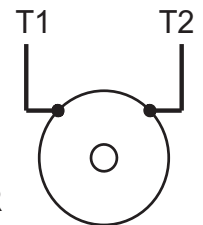


NOT FOR USE
WITH AUTO RESET
OL RELAYS.

3 WIRE CONTROL



WHEN MORE THAN ONE
PUSHBUTTON STATION IS
USED OMIT CONNECTOR
"A" AND CONNECT PER
SKETCH BELOW.



1 PHASE
AC MOTOR

SEPARATE CONTROL

REMOVE WIRE "C" WHEN IT IS
SUPPLIED. CONNECT SEPARATE
CONTROL LINES TO THE NO.1
TERMINAL ON THE REMOTE
PILOT DEVICE AND
TERMINAL 96 ON THE
OVERLOAD RELAY.