

ESD Laminate

WARNING: Electro static discharge can be dangerous to equipment and to persons if not properly dissipated. Read this supplement thoroughly for information on grounding precautions as well as general care and maintenance.

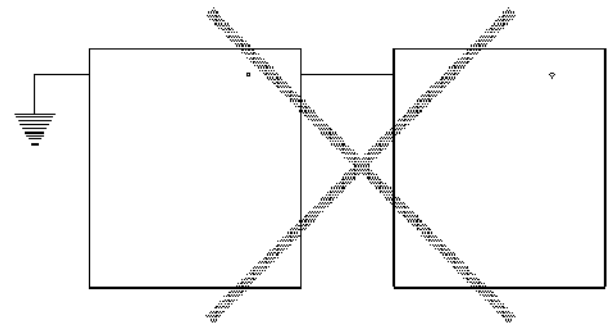
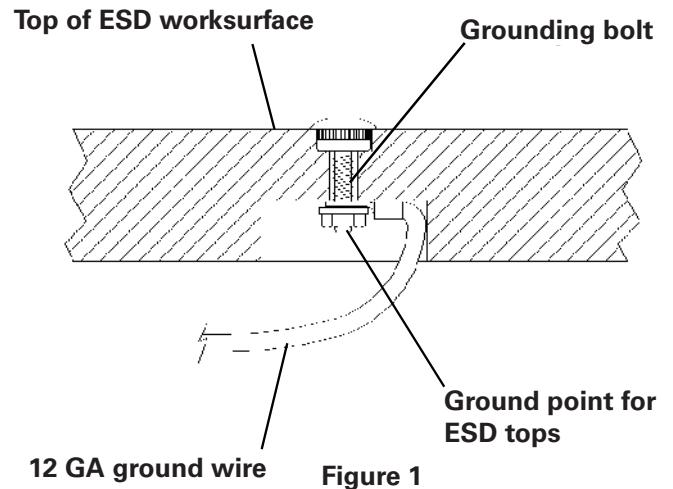
It is recommended that the **ESD Top** be grounded by a certified electrician and tested before it is used. It is important to insure a proper ground to minimize the possibility of damage to equipment and person.

ESD GROUNDING

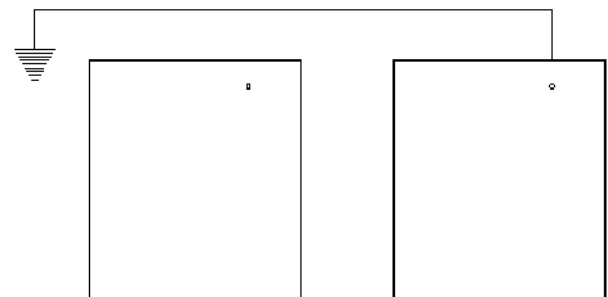
1. The point of ground for the ESD Top is installed at the factory. A **Ground Wire** should be attached to the **Grounding Bolt** with the other end attached to the facility electrical ground. See **Figure 1**.
2. Each ESD Worksurface and Shelf comes with only one grounding point. Surfaces should be connected to ground in parallel and should not be connected to each other in series. When tightening the nut onto the Grounding Bolt, **DO NOT OVERTIGHTEN**. Hand tighten + 1/4 turn.
3. Once the ESD ground is established, it is important to test the system. Periodic checks of the system are recommended to ensure the integrity of the system. Monitoring devices may be used to alert persons when the integrity of the system has been compromised.
4. Environmental factors, especially temperature and humidity, have a drastic effect on the resistive properties of the ESD worksurfaces.

CARE AND MAINTENANCE

1. When cleaning the surface becomes necessary, it is important to use non-abrasive cleaners only. If the surface is stained, baking soda and water may be used to remove the stain but excessive scrubbing may damage the surface.
2. It is important that no film or residue be left on the surface of the ESD Top. Failure to thoroughly clean the surface will reduce the dissipative properties of the laminate.



Improper grounding arrangement

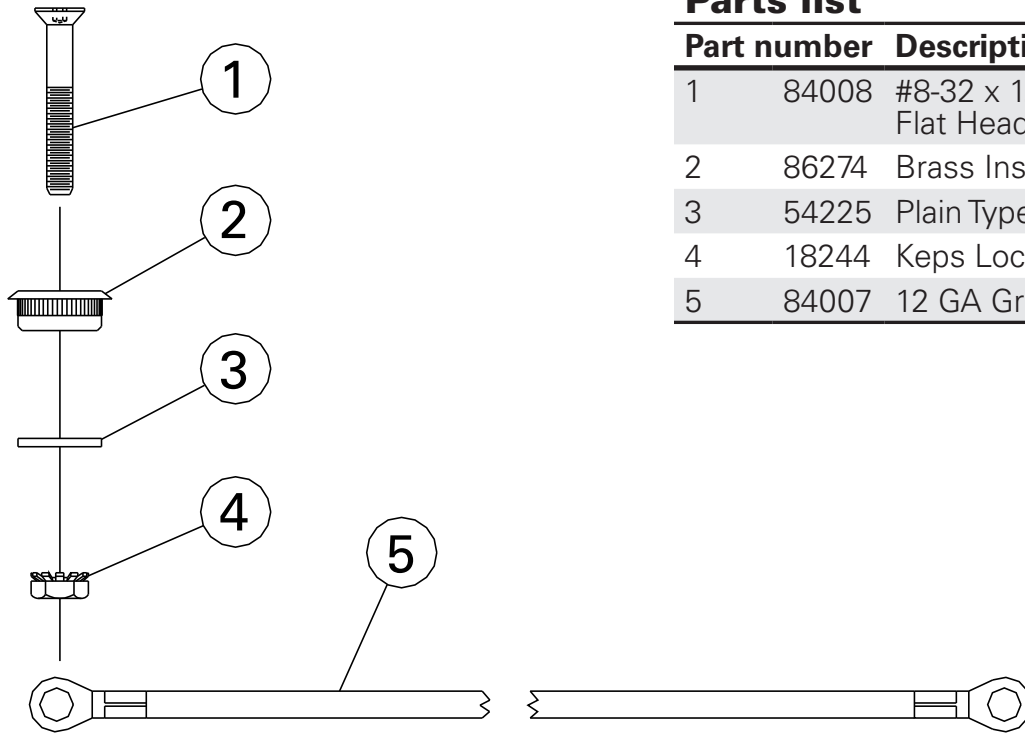


Proper grounding arrangement

Figure 2



Powering Business Worldwide



Parts list

Part number	Description	Qty.
1	84008 #8-32 x 1.00" Socket Flat Head Cap Screw	1
2	86274 Brass Insert	1
3	54225 Plain Type A Washer	1
4	18244 Keps Lock Nut	1
5	84007 12 GA Grounding Wire	1

Eaton
 1000 Eaton Boulevard
 Cleveland, OH 44122
 United States
 Eaton.com

© 2018 Eaton
 All Rights Reserved
 Printed in USA
 Publication No. IL210012EN
 April 2018

Eaton is a registered trademark.

All trademarks are property of their respective owners.