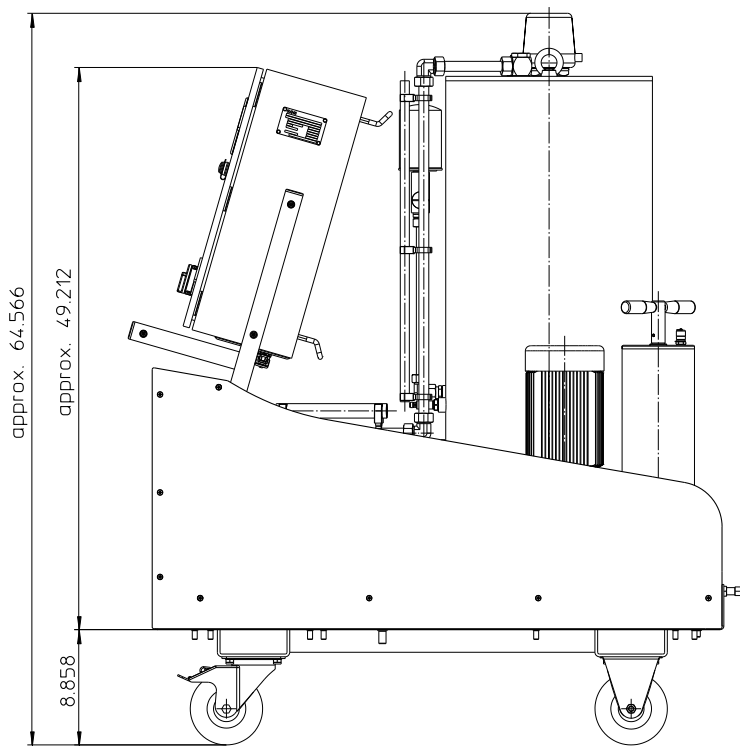
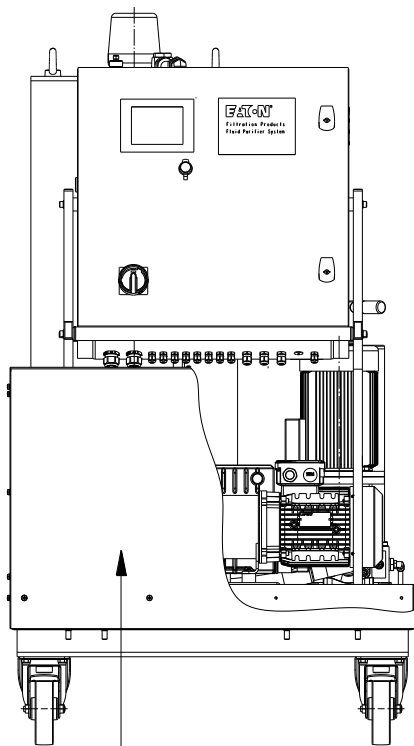
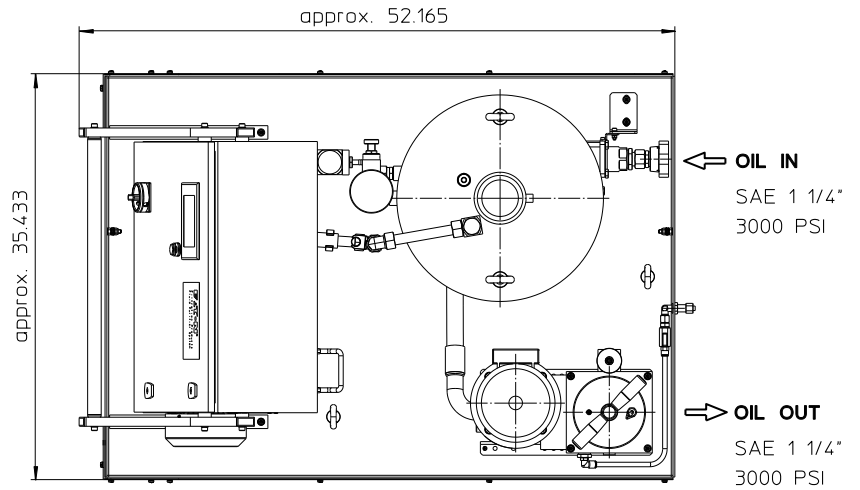


Series IFPM 73



Cover included as standard.
Optionally also available without cover,
please specify in type index.

Weight: approx. 887 lbs.

Dimensions: inches
Designs and performance values are subject to change.

Fluid Purifier System

Series IFPM 73

Description:

The filter system of the series IFPM73 is intended for dewatering, filtration and degassing of hydraulic and lubricating fluids in the offline circuit. The functional principle is the vacuum dewatering. So it is possible to remove free water as well as dissolved water.

Water is one of the most common contaminants and the second most destructive besides particulate contamination. Some of the most damaging problems water contamination can cause are:

- Fluid breakdown
 - Additive depletion
 - Reduction of the lubrication properties of the fluid
 - Oil oxidation
- Internal corrosion
- Abrasive wear in system components
- Reduced dielectric strength

Operating principle:

The contaminated fluid is drawn into the Fluid Purifier System by a vacuum. After a solenoid valve, the fluid passes a heater and then enters the vacuum chamber. At the same time, ambient air, which is sucked in through a fine filter and a throttle valve, flows against the oil in the vacuum chamber. In the vacuum chamber, a large free surface is created by packing material and the water is absorbed by the air. Through an oil mist separator the humid air is released to the atmosphere with a vacuum pump. The fluid is pumped back into the oil reservoir by a gear pump through a high efficiency fine filter.

The contamination level of the filter element is measured continuously with the clogging sensor VS5. When the filter element is contaminated, the filter system is automatically switched off. The filter element can be changed without tools. For protection against overpressure, the gear pump is equipped with a safety valve.

The filter system is controlled by a colored 5,7" Touch display. After start it works fully automatically. As standard, the display has an Ethernet connection and a web server for remote control.

The standard installed water sensor allows a permanent control of the water saturation of the fluid.

Type index:

Fluid Purifier System: (ordering example)

IFPM.	73.	10VG.	10.	B.	V.	-.
1	2	3	4	5	6	7
P115.	D01.	VP20.	VS5.	I.	A	
8	9	10	11	12	13	

- 1 series:**
IFPM = Fluid Purifier System, mobile
- 2 nominal size:** 73
- 3 filter material:**
25VG, 16VG, 10VG, 6VG, 3VG, 1VG microglass
- 4 filter element collapse rating:**
10 = Δp 145 PSI (1000 kPa)
- 5 filter element design:**
B = both sides open
- 6 sealing material:**
V = Viton (FPM)
- 7 filter element specification:**
- = standard
VA = stainless steel
- 8 pump unit:**
P115 = pump unit 115, NG 80.50
- 9 motor:**
D01 = rotary current motor 01:
50 Hz: 2.0 HP, 3-phase, 220...240/380...415V
60 Hz: 2.4 HP, 3-phase, 220...280/440...480V
- 10 vacuum pump:**
VP20 = vacuum pump 20:
50 Hz: 1.9 HP, 3-phase, 220...240/380...415V
60 Hz: 2.2 HP, 3-phase, 250...280/440...480V
- 11 clogging sensor:**
VS5 = VS5.1,5.V.-.NO.-.B.-, electric,
at p1 and p2, 22 PSI (150 kPa), see sheet no. 1641
- 12 cover:**
I = Inclusive cover
- = without
- 13 supply voltage:**
A = 380V-415V; 50/60 Hz; 3Ph + PE
(delivery with 32A CEE plug for 3-phase current)
B = 440V-480V; 60 Hz; 3Ph + PE
X = other voltage on request

Filter element: (ordering example)

01NR.	630.	6VG.	10.	B.	V.	-
1	2	3	4	5	6	7

- 1 series:**
01NR = standard-return-line filter element according to DIN 24550, T4
- 2 nominal size:** 630
- 3 - 7** | see type index- Fluid Purifier Systems

Technical data:

inlet connection:	1 ¼" SAE-flange 3000 PSI
outlet connection:	1 ¼" SAE-flange 3000 PSI
pump flow rate:*	18.9 GPM (50 Hz) / 22.6 GPM (60 Hz)
operating vacuum:	- 8.7 PSI (-60 kPa)
heater power:	supply voltage A: 6000 Watt/400V supply voltage B: 6000 Watt/460V
filter type:	NF 631
seal material:	Viton (FPM)
viscosity:	56...3200 SUS
dewatering rate:**	14.2 gal./day
protection class:	IP54
ambient temperature:	+32°F to +100°F
fluid temperature:	+50°F to +176°F
external protection:	25 A

* Flow rate of the gear pump at a viscosity of the fluid of 146 SUS.

** Dewatering rate of free water, at a hydraulic oil of the viscosity class ISO VG32 and a fluid temperature of 140°F.

Test methods:

Filter elements are tested according to the following ISO standards:

ISO 2941	Verification of collapse/burst resistance
ISO 2942	Verification of fabrication integrity
ISO 2943	Verification of material compatibility with fluids
ISO 3723	Method for end load test
ISO 3724	Verification of flow fatigue characteristics
ISO 3968	Evaluation of pressure drop versus flow characteristics
ISO 16889	Multi-pass method for evaluating filtration performance

Note: Spare parts see IFPM73 maintenance manual.

North America
44 Apple Street
Tinton Falls, NJ 07724
Toll Free: 800 656-3344
(North America only)
Tel: +1 732 212-4700

Europe/Africa/Middle East
Auf der Heide 2
53947 Nettersheim, Germany
Tel: +49 2486 809-0

Friedensstraße 41
68804 Altlußheim, Germany
Tel: +49 6205 2094-0

An den Nahewiesen 24
55450 Langenlonsheim, Germany
Tel: +49 6704 204-0

Greater China
No. 7, Lane 280,
Linhong Road
Changning District, 200335
Shanghai, P.R. China
Tel: +86 21 5200-0099

Asia-Pacific
100G Pasir Panjang Road
#07-08 Interlocal Centre
Singapore 118523
Tel: +65 6825-1668

**For more information, please
email us at filtration@eaton.com
or visit www.eaton.com/filtration**

© 2021 Eaton. All rights reserved. All trademarks and registered trademarks are the property of their respective owners. All information and recommendations appearing in this brochure concerning the use of products described herein are based on tests believed to be reliable. However, it is the user's responsibility to determine the suitability for his own use of such products. Since the actual use by others is beyond our control, no guarantee, expressed or implied, is made by Eaton as to the effects of such use or the results to be obtained. Eaton assumes no liability arising out of the use by others of such products. Nor is the information herein to be construed as absolutely complete, since additional information may be necessary or desirable when particular or exceptional conditions or circumstances exist or because of applicable laws or government regulations.